



September 2014

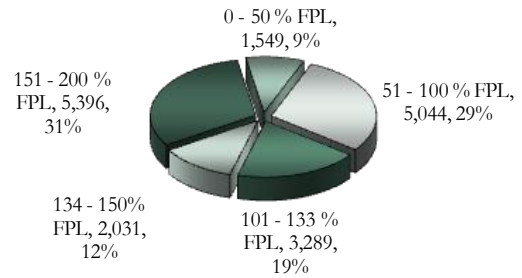
Insure Oklahoma is an innovative program Oklahoma has created to bridge the gap in the health care coverage for low-income working adults. Under the Employer-Sponsored Insurance (ESI) program, premium costs are shared by the state (60 percent), the employer (25 percent) and the employee (15 percent). The Individual Plan (IP) allows people who can't access the benefits through their employer, including those who are self-employed or may be temporarily unemployed, to buy health insurance directly through the state. Find out more information by visiting www.insureoklahoma.org or by calling 1-888-365-3742.

Insure Oklahoma Total Enrollment

Qualifying Enrollment		Enrollment	% of Total
Employer Sponsored Insurance (ESI)	Employee	10,503	60.68%
Employer Sponsored Insurance (ESI)	Spouse	1,967	11.36%
Individual Plan (IP)	Employee	3,370	19.47%
Individual Plan (IP)	Spouse	1,008	5.82%
Student (ESI)	---	101	0.58%
Student (IP)	---	158	0.91%
Dependent (ESI)	---	202	1.17%
Dependent (IP)	---	0	0.00%
Businesses	---	4,147	---
Carriers / HealthPlans	---	29 / 488	---
Primary Care Physician	---	2,192	---

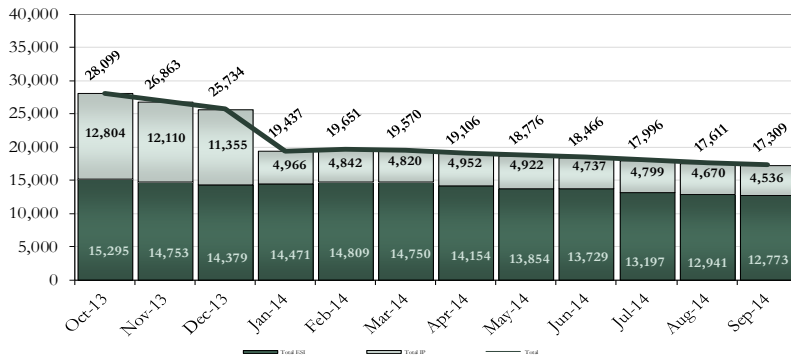
Total Enrollment	17,309	ESI	12,773	74%
		IP	4,536	26%

Federal Poverty Level Breakdown of Total Enrollment



*IP qualifying FPL decreased to 100%

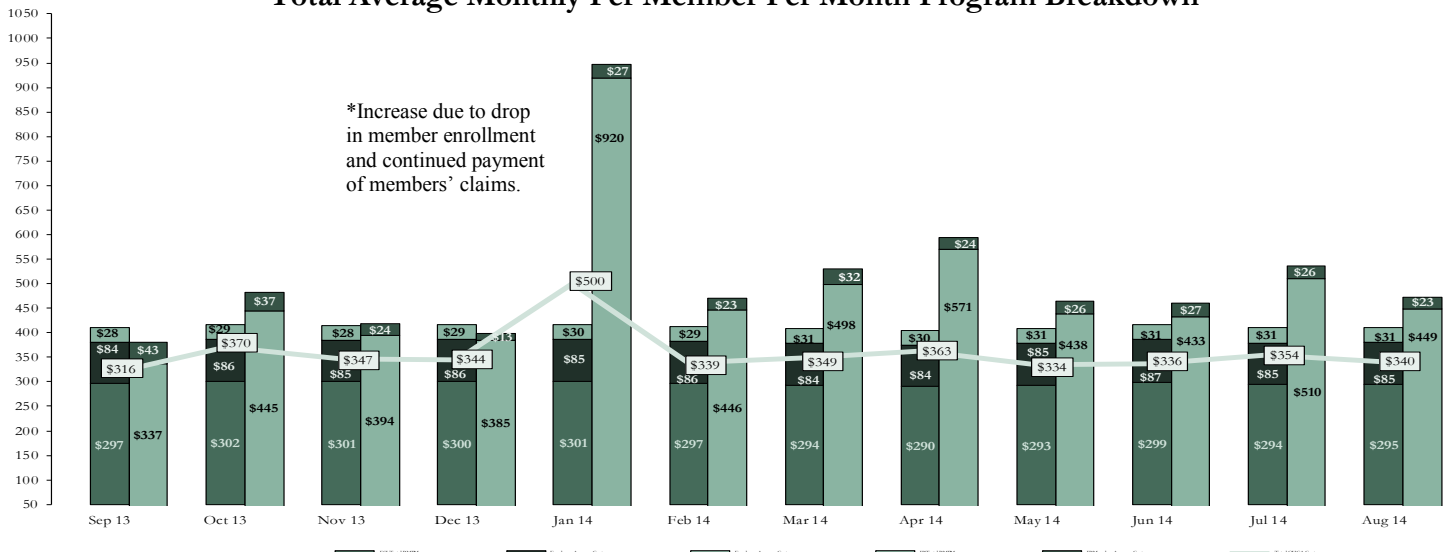
Total Insure Oklahoma Member Monthly Enrollment



	Currently Enrolled	Change from Previous Year
Businesses	4,147	-9%
ESI Enrollees	12,773	-18%
IP Enrollees	4,536	-65%

Latest Monthly Marketing Statistics	
Call Center - Calls Answered	6,025

Total Average Monthly Per Member Per Month Program Breakdown



All the state share of the Insure Oklahoma program costs are budgeted from the state's tobacco tax revenues. (All financial information is previous month activity.)

