

Employer Sponsored Insurance (ESI)

Business, insurance, state government and you
Working Together to
Insure Oklahoma!

Fast Facts

March 2010

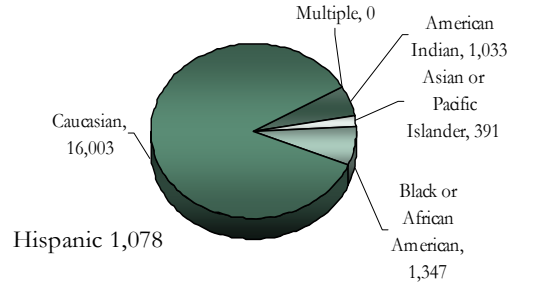


The Insure Oklahoma (Oklahoma Employer/Employee Partnership for Insurance Coverage-OEPIC) Employer Sponsored Insurance program is designed to assist small business owners, employees and their spouses with health insurance premiums. Find out more information by visiting www.insureoklahoma.org.

	Total Current Enrollment			Breakdown of Current Enrollment					
	Male	Female	Total	New Enrollment this Month			Expanded 185 to 200% FPL*		
	Male	Female	Total	Male	Female	Total	Male	Female	Total
Employee	7,600	8,060	15,660	337	389	726	882	755	1,637
Spouse	807	2,256	3,063	41	95	136	91	248	339
Dependent	25	26	51	1	0	1	1	1	2
Total	8,432	10,342	18,774	379	484	863	974	1,004	1,978

*Expanded income qualifications from 185 to 200% effective November 2007.

Race Breakdown of ESI Members




Race is self-reported by members at the time of enrollment. The multiple race members have selected two or more races. Hispanic is an ethnicity not a race. Hispanics can be of any race and are accounted for in a race category above.

	Business Activity with Employee Participation Counts			
	0 to 25	26 to 50	51 to 100	Total
Current	4,448	640	400	5,488
New	96	17	5	118
Total	4,544	657	405	5,606

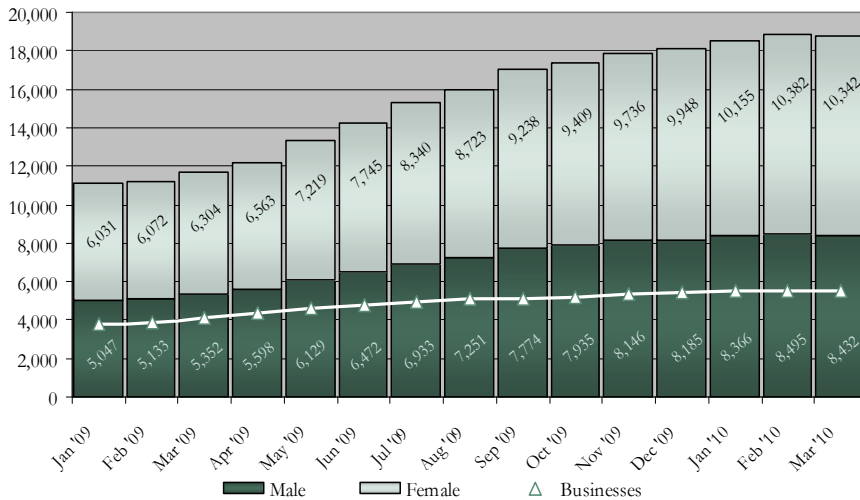
Some approved businesses may not have approved employees.

Age Breakdown with Average Federal Poverty Level of ESI Members

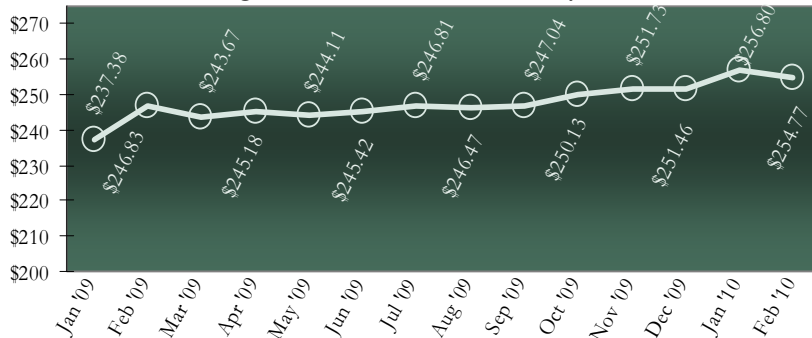


Federal Poverty Level is used to determine income qualification.

Member and Employer Monthly Enrollment



Average OHCA Premium Assistance Payments



Effective February 2007 OHCA Per Member Per Month reporting will be of the previous month due to semi-monthly payments verses monthly payments.

Insure Oklahoma/OEPIC ESI by Region			
Region	Employers	Employee/Spouse	Participating Counties
Region 1	633	2,454	16 of 16
Region 2	390	1,110	16 of 16
Region 3	1,779	5,573	6 of 6
Region 4	1,468	4,363	5 of 5
Region 5	850	3,570	18 of 18
Region 6	486	1,704	16 of 16
Total	5,606	18,774	77 of 77

Regions identified on Insure Oklahoma/OEPIC Region map on next page.

Data is valid as of the date of the report; any subsequent figures for this group for this time period may vary. www.insureoklahoma.org

This publication is authorized by the Oklahoma Health Care Authority in accordance with state and federal regulations. Cost of the printing was \$1.75 for 5 copies. A copy has been given to the Oklahoma Department of Libraries. OHCA is in compliance with the Title VI and Title VII of the 1964 Civil Rights Act and the Rehabilitation Act of 1973. This document can be viewed on OHCA's web site www.ohca.org/research/data. The Oklahoma Health Care Authority does not discriminate on the basis of race, color, national origin, sex, religion, age or disability in employment or the provision of services.

