

Insure Oklahoma Fast Facts Jun 2008



Business, insurance, state government and you
Working Together to
Insure Oklahoma!

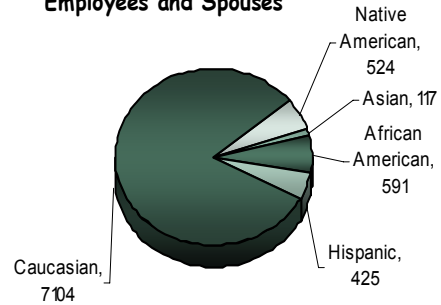
The Insure Oklahoma (Oklahoma Employer/Employee Partnership for Insurance Coverage-OEPIC) Employer Sponsored Insurance program is designed to assist small business owners, employees and their spouses with health insurance premiums. Find out more information by visiting www.insureoklahoma.org.

Employer Sponsored Insurance (ESI)

	Total Current Enrollment			New Enrollment this Month			Expanded 185 to 200% FPL*		
	Male	Female	Total	Male	Female	Total	Male	Female	Total
Employee	3,624	3,687	7,311	432	363	795	381	310	691
Spouse	377	1,073	1,450	41	133	174	49	127	176
Total	4,001	4,760	8,761	473	496	969	430	437	867

*Expanded income qualifications from 185 to 200% effective November 2007.

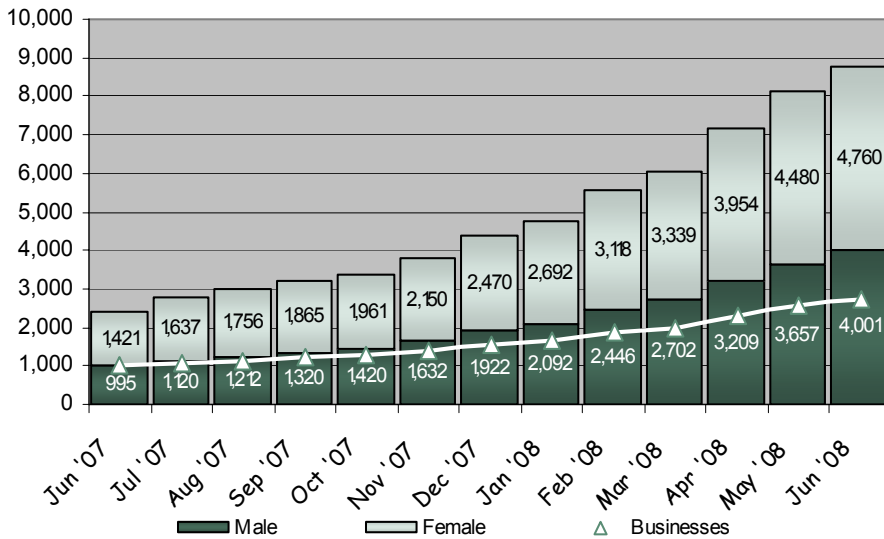
Race Breakdown of ESI Employees and Spouses



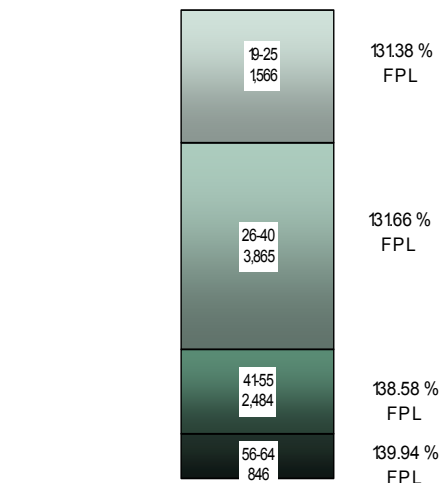
Business Activity	Current	New
	2,742	223

*Some approved businesses may not have any approved employees.

Employee/Spouse and Employer Monthly Enrollment




Age Breakdown with Average Federal Poverty Level of ESI Members



Federal Poverty Level is used to determine income qualification.

Average OHCA Premium Assistance Payments



*Effective February 2007 OHCA Per Member Per Month reporting will be of the previous month due to semi-monthly payments verses monthly payments.

Insure Oklahoma/OEPIC ESI by Region

	Employers	Employee/Spouse	Capacity	Participating Counties
Region 1	328	1,202	3,025	16 of 16
Region 2	219	669	1,458	16 of 16
Region 3	807	2,347	7,849	6 of 6
Region 4	704	1,966	5,819	5 of 5
Region 5	436	1,675	4,365	18 of 18
Region 6	248	902	2,484	16 of 16
Total	2,742	8,761	25,000	77 of 77

*Regions identified on Insure Oklahoma/OEPIC Region map on next page.

Data is valid as of the date of the report; any subsequent figures for this group for this time period may vary. www.insureoklahoma.org

This publication is authorized by the Oklahoma Health Care Authority in accordance with state and federal regulations. Cost of the printing was \$1.75 for 5 copies. A copy has been given to the Oklahoma Department of Libraries. OHCA is in compliance with the Title VI and Title VII of the 1964 Civil Rights Act and the Rehabilitation Act of 1973. This document can be viewed on OHCA's web site www.ohca.org under Research/Statistics and Data. The Oklahoma Health Care Authority does not discriminate on the basis of race, color, national origin, sex, religion, age or disability in employment or the provision of services.



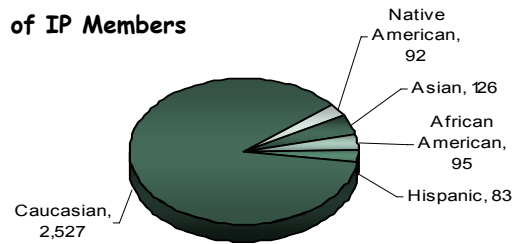
The Insure Oklahoma (Oklahoma Employer/Employee Partnership for Insurance Coverage-OEPIC) Individual Plan program is designed to provide Oklahoma individuals with health insurance for themselves and their spouse if needed. It is available to Oklahomans who are not qualified for an O-EPIC employer-sponsored health plan and work for an Oklahoma small business with 50 or fewer full time employees; temporarily unemployed adults who are eligible to receive unemployment benefits through the Oklahoman Employment Security Commission; or working adults with a disability who work for any size employer and have a "ticket to work". Find out more information by visiting www.insureoklahoma.org.

Individual Plan (IP)

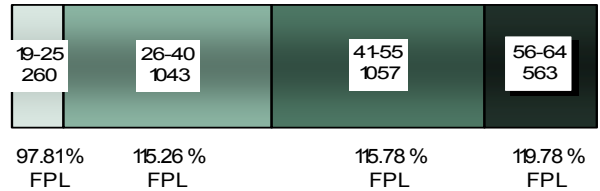
	Total Current Enrollment			New Enrollment this Month			Expanded 185 to 200% FPL*		
	Male	Female	Total	Male	Female	Total	Male	Female	Total
Employee	994	1,210	2,204	146	178	324	60	68	128
Spouse	164	555	719	34	83	117	16	40	56
Total	1,158	1,765	2,923	180	261	441	76	108	184

*Expanded income qualifications from 185 to 200% effective November 2007.

Race Breakdown of IP Members

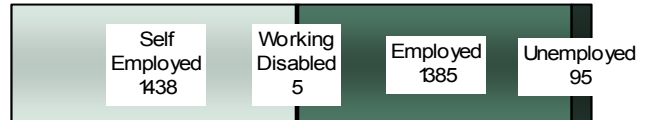


IP Age Breakdown with Average Federal Poverty Level for each group.



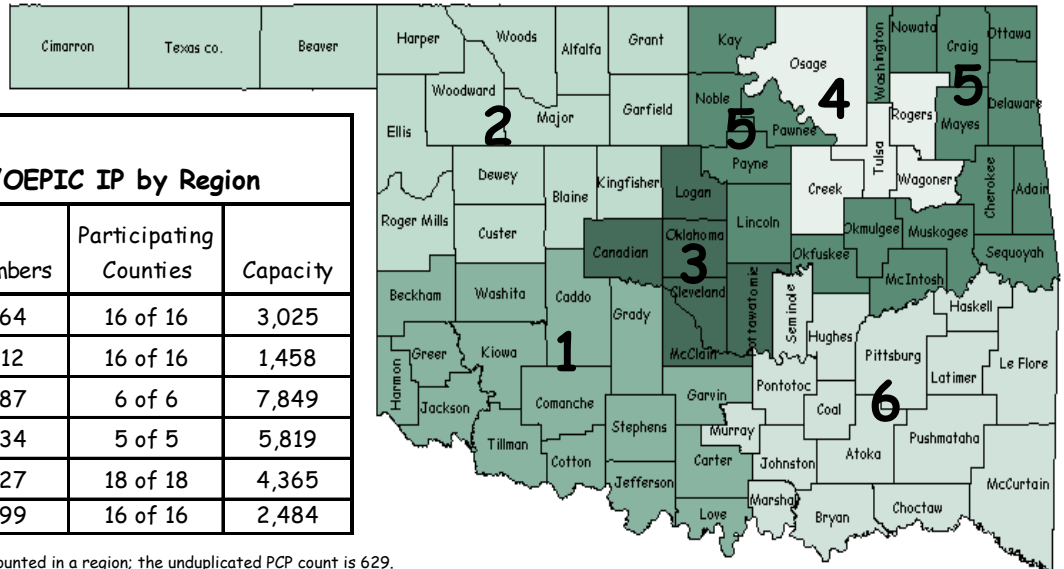
Unduplicated Counts	
IP Members SFY2008 (July 2007 - Current)	3,693
IP Members Since Program Inception March 2007	3,718
Miscellaneous	
Average IP Member Premium	\$34.42
Average Federal Poverty Level of IP Members	114.77%
Federal Poverty Level is used to determine income qualification.	

IP Application Type Breakdown



Insure Oklahoma/OEPIC Region Map

Insure Oklahoma/OEPIC IP by Region					
Region	PCP	Participating Counties	Members	Participating Counties	Capacity
Region 1	113	13 of 16	464	16 of 16	3,025
Region 2	46	9 of 16	212	16 of 16	1,458
Region 3	129	5 of 6	887	6 of 6	7,849
Region 4	142	5 of 5	534	5 of 5	5,819
Region 5	102	17 of 18	427	18 of 18	4,365
Region 6	94	16 of 16	399	16 of 16	2,484



PCPs maybe counted in multiple regions or out of state and not counted in a region; the unduplicated PCP count is 629.