

O-EPIC Fast Facts



August 2007

Business, insurance, state
government and you
Working Together to
Insure Oklahoma!

The Oklahoma Employer/Employee Partnership for Insurance Coverage (O-EPIC) is a program to assist small business owners, employees and their spouses with health insurance premiums. Find out more information by visiting www.oepic.us.

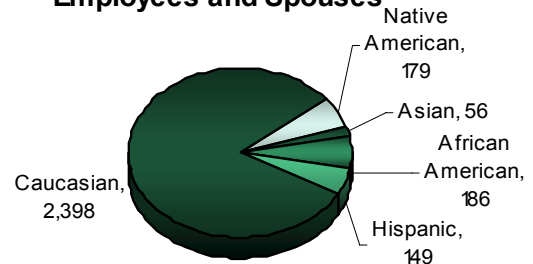
Employer Sponsored Insurance (ESI)

	Total Current Enrollment			New Enrollment this Month		
	Male	Female	Total	Male	Female	New
Employee	1,068	1,398	2,466	129	133	262
Spouse	144	358	502	10	46	56
Total	1,212	1,756	2,968	139	179	318

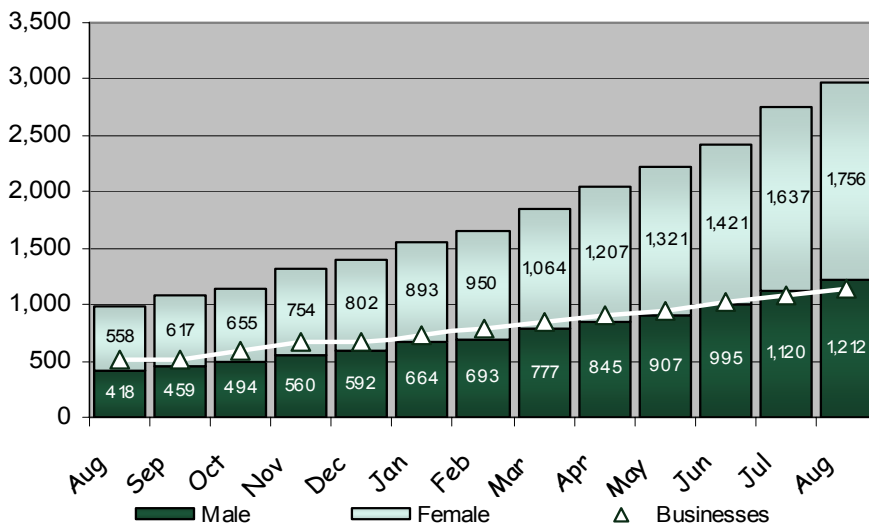
Business Activity	Current	New
	1,140	76

*Some approved businesses may not have any approved employees.

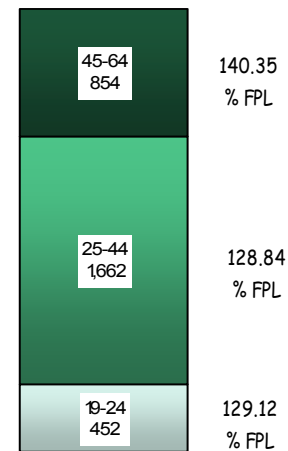
Race Breakdown of ESI Employees and Spouses



2007 Employee/Spouse and Employer Monthly Enrollment



Age Breakdown with Average Federal Poverty Level of ESI Members



Federal Poverty Level is used to determine income qualification.

Average OHCA Premium Assistance Payments



*Effective February 2007 OHCA Per Member Per Month reporting will be of the previous month due to semi-monthly payments verses monthly payments.

O-EPIC ESI by Region

	Employers	Employee/Spouse	Capacity	Participating Counties
Region 1	171	550	3,025	16 of 16
Region 2	82	256	1,458	15 of 16
Region 3	318	816	7,849	6 of 6
Region 4	258	527	5,819	5 of 5
Region 5	196	535	4,365	18 of 18
Region 6	115	284	2,484	16 of 16
Total	1,140	2,968	25,000	76 of 77

Regions identified on O-EPIC Region map on next page.

Data is valid as of the date of the report; any subsequent figures for this group for this time period may vary. www.oepic.us

This publication is authorized by the Oklahoma Health Care Authority in accordance with state and federal regulations. Cost of the printing was \$1.75 for 5 copies. A copy has been given to the Oklahoma Department of Libraries. OHCA is in compliance with the Title VI and Title VII of the 1964 Civil Rights Act and the Rehabilitation Act of 1973. This document can be viewed on OHCA's web site www.ohca.org under Research/Statistics and Data. The Oklahoma Health Care Authority does not discriminate on the basis of race, color, national origin, sex, religion, age or disability in employment or the provision of services.

O-EPIC Fast Facts



August 2007

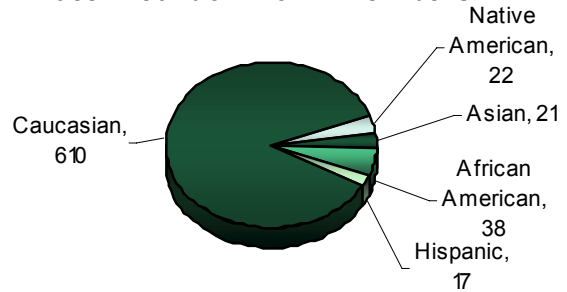
Business, insurance, state
government and you
Working Together to
Insure Oklahoma!

O-EPIC Individual Plan (IP) is designed to provide Oklahoma individuals with health insurance for themselves and their spouse if needed. It is available to Oklahomans who are not qualified for an O-EPIC employer-sponsored health plan and work for an Oklahoma small business with 50 or fewer employees; temporarily unemployed adults who are eligible to receive unemployment benefits through the Oklahoman Employment Security Commission; or working adults with a disability who work for any size employer and have a "ticket to work". Find out more information by visiting www.oepic.us.

Individual Plan (IP)

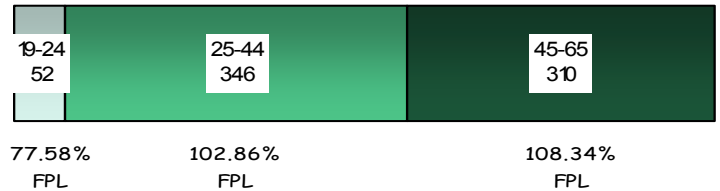
	Total Current Enrollment			New Enrollment this Month		
	Male	Female	Total	Male	Female	New
Employee	233	310	543	51	80	131
Spouse	36	129	165	9	23	32
Total	269	439	708	60	103	163

Race Breakdown of IP Members



Unduplicated Counts	
IP Members SFY2008 (July 2007 - Current)	750
IP Members Since Program Inception March 2007	794
Miscellaneous	
Average IP Member Premium	\$30.48
Average Federal Poverty Level of IP Members	103.40%
Federal Poverty Level is used to determine income qualification.	

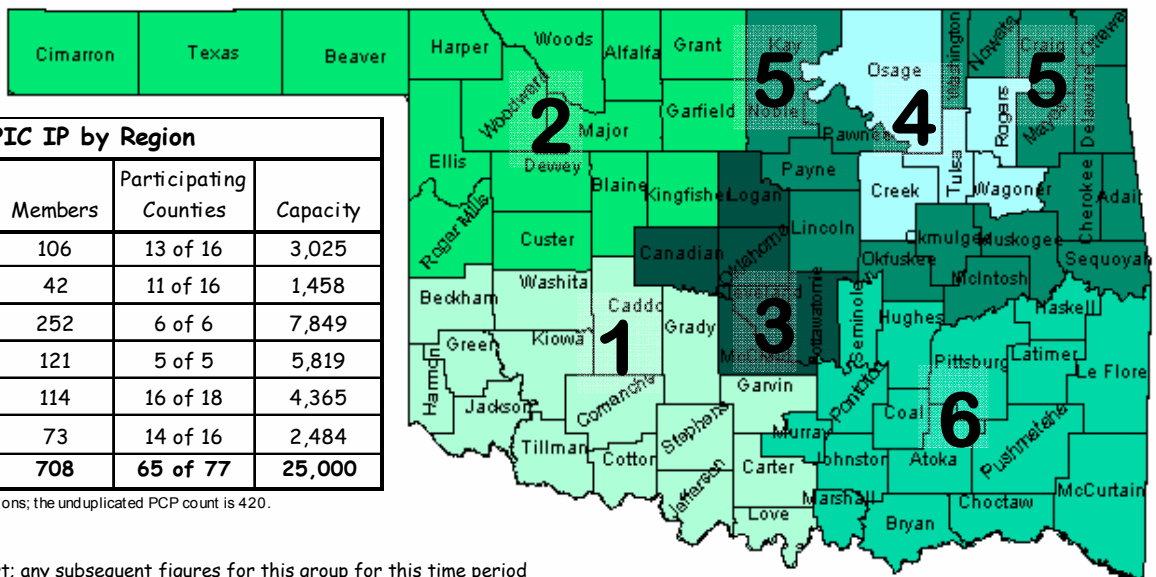
IP Age Breakdown with Average Federal Poverty Level for each group.



IP Application Type Breakdown



O-EPIC Region Map (applies to ESI and IP)



O-EPIC IP by Region					
	PCP	Participating Counties	Members	Participating Counties	Capacity
Region 1	86	13 of 16	106	13 of 16	3,025
Region 2	29	9 of 16	42	11 of 16	1,458
Region 3	83	5 of 6	252	6 of 6	7,849
Region 4	113	5 of 5	121	5 of 5	5,819
Region 5	53	15 of 18	114	16 of 18	4,365
Region 6	59	14 of 16	73	14 of 16	2,484
Total	423	61 of 77	708	65 of 77	25,000

PCPs may be counted in multiple regions; the unduplicated PCP count is 420.

Data is valid as of the date of the report; any subsequent figures for this group for this time period may vary. www.oepic.us

8/8/2007