

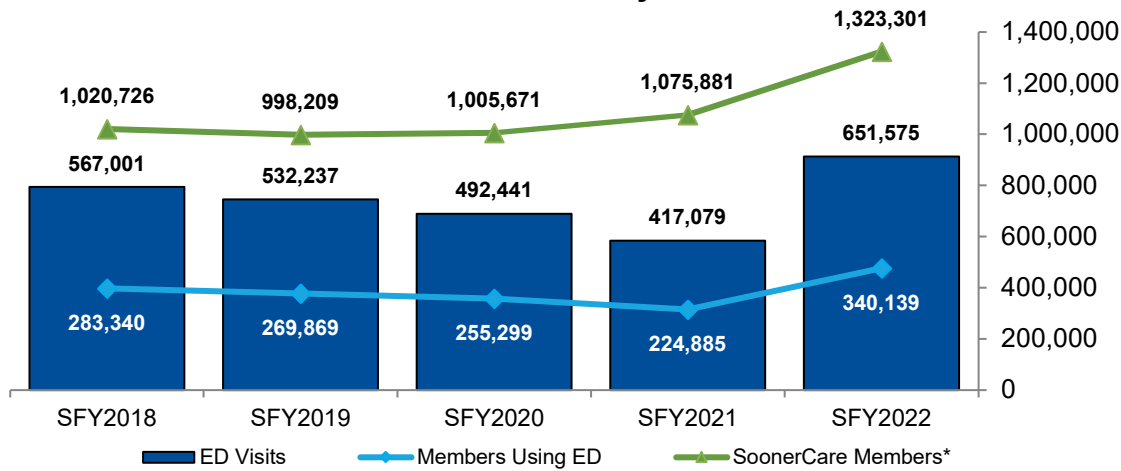
Emergency Department Fast Facts

State Fiscal Year 2022



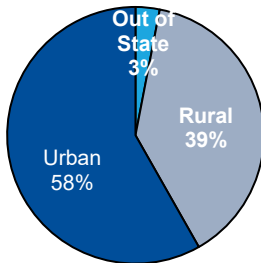
The Emergency Department (ED) Fast Facts provide a summary of SoonerCare ED visits. This summarizes facility and physician ED charges and overall ED utilization by SoonerCare members. Data is for paid claims incurred during the state fiscal year.

ED Utilization by Year



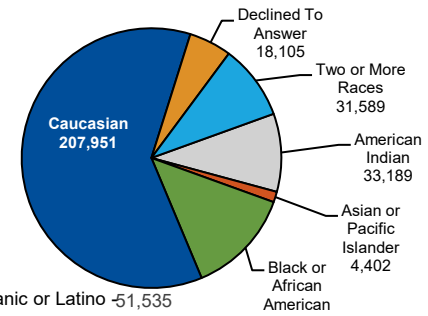
Data is reported based on the unduplicated count of facility claims. Increase in members served in SFY2022 is due to Expansion (Eff. July 1 2021). *SoonerCare Members include Insure Oklahoma members.

ED Visits by Provider Location



Facility location based on count of billing provider. Urban counties include Canadian, Cleveland, Comanche, Creek, Logan, McClain, Oklahoma, Osage, Rogers, Tulsa, and Wagoner Counties. Out of state providers are not counted in the chart.

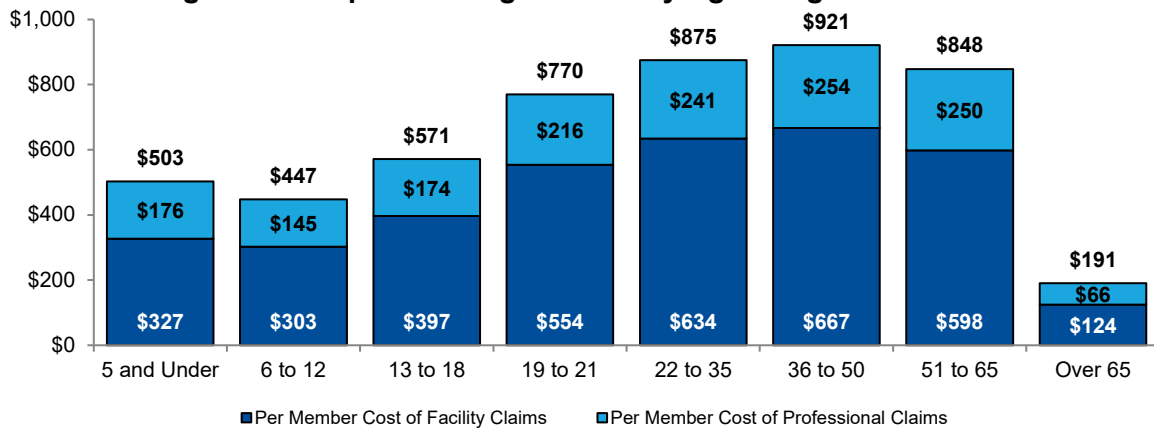
Race of Members Utilizing ED



Race is self-reported by members at the time of enrollment. Hispanic or Latino is an ethnicity, not a race. Hispanic or Latinos can be of any race and are accounted for in a race category above.

Total Members Utilizing ED	
340,139 (33%)	
Adult	Child
173,419	166,720
Male	Female
142,073	198,066

Average ED Cost per Utilizing Member by Age Range



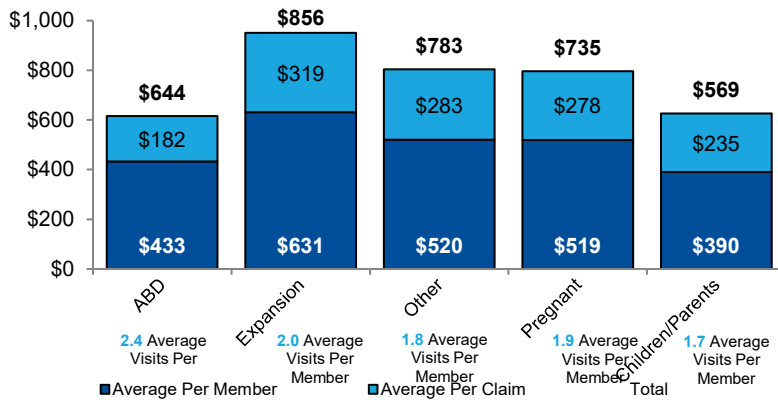
Overall average was based on the combined facility and physician unduplicated member and reimbursement amounts, not a sum of the separate averages. The Over 65 range contains a large percentage of members with both Medicaid and Medicare (SoonerCare Supplemental/Dual Enrollees) coverage. OHCA only pays the co-pay and deductible for SoonerCare Supplemental, which accounts for the relative decline in cost for members 65 and over.

Emergency Department Fast Facts

State Fiscal Year 2022



Average ED Cost per Utilizing Member by Qualifying Group



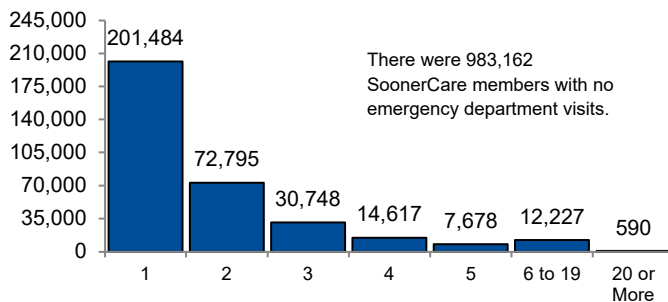
Overall average was based on the combined facility and physician unduplicated member and reimbursement amounts, not a sum of the separate averages. Groups are based on the member's aid category at the time of service. Pregnant includes full scope benefits and Soon-to-be-Sooners. ABD stands for Aged/Blind/Disabled. Children/Parents excludes pregnant categories. Remaining aid categories are grouped into "Other".

ED Cost

Total ED Cost*	\$219,613,872.76
Average Cost per Member Visit	\$645.66
Average Visit per Utilizing Member	1.92
Average Cost per Claim Count	\$337.05

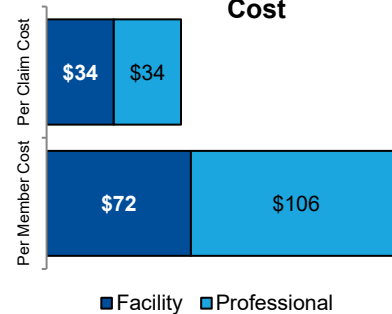
*The Total ED cost does not include ancillary services

Members by Number of ED Visits



The number of visits are based on the facility claims and grouped by the count of unique first dates of service for members.

SoonerCare Supplemental* Cost



*SoonerCare Supplemental is a benefit plan for members enrolled in both Medicare and Medicaid (Dual Enrollees). SoonerCare Supplemental pays the Medicare coinsurance and deductible and provides medical benefits that supplement those services covered by Medicare.

Top 10 Diagnoses for Children	Number of Visits
J069 - ACUTE UPPER RESPIRATORY INFECTION, UNSPECIFIED	17,522
B349 - VIRAL INFECTION, UNSPECIFIED	10,807
U071 - 2019 NOVEL CORONAVIRUS	10,549
R509 - FEVER, UNSPECIFIED	6,837
R112 - NAUSEA WITH VOMITING, UNSPECIFIED	5,443
J029 - ACUTE PHARYNGITIS, UNSPECIFIED	4,645
S0990XA - UNSPECIFIED INJURY OF HEAD, INITIAL ENCOUNTER	3,839
N390 - URINARY TRACT INFECTION, SITE NOT SPECIFIED	3,661
K5900 - CONSTIPATION, UNSPECIFIED	3,428
R1110 - VOMITING, UNSPECIFIED	3,201

Top 10 Diagnoses for Adults	Number of Visits
U071 - 2019 NOVEL CORONAVIRUS	13,491
R079 - CHEST PAIN, UNSPECIFIED	7,604
R0789 - OTHER CHEST PAIN	7,390
R112 - NAUSEA WITH VOMITING, UNSPECIFIED	6,494
N390 - URINARY TRACT INFECTION, SITE NOT SPECIFIED	6,094
R109 - UNSPECIFIED ABDOMINAL PAIN	5,061
R519 - HEADACHE, UNSPECIFIED	5,050
J069 - ACUTE UPPER RESPIRATORY INFECTION, UNSPECIFIED	4,113
B349 - VIRAL INFECTION, UNSPECIFIED	3,594
R45851 - SUICIDAL IDEATIONS	3,031