

ANALYSIS OF Stroke in Oklahoma's SoonerCare Program



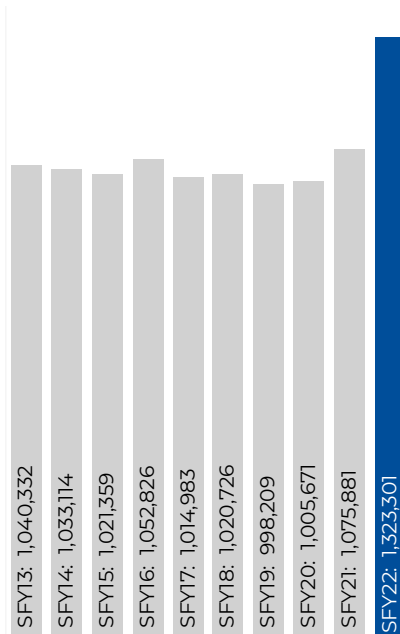
SoonerCare Members

Diagnoses were added in SFY2022 for the long-term effects of stroke; e.g. facial weakness, dysphagia. Before, we had typically only reported those who were diagnosed with a recent stroke.

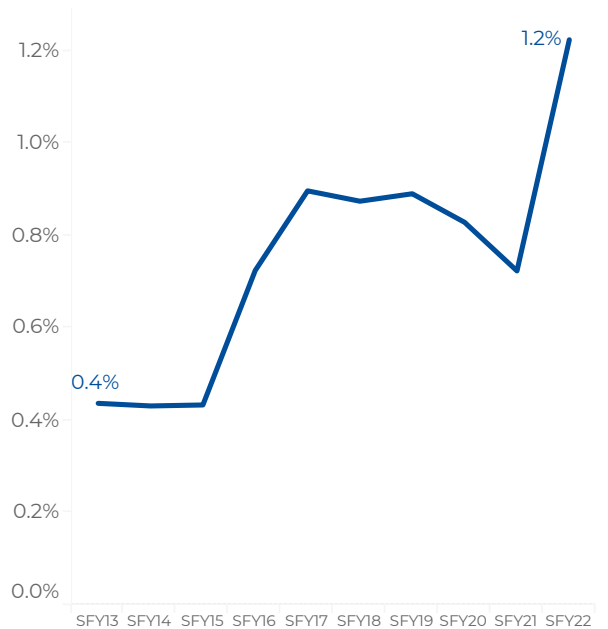
This increased the estimated prevalence of stroke in the SFY2022 SoonerCare population. Among adults, 3.9% had some signs of stroke.

In SFY2022 there were **16,201** members with stroke, or **1.2%** of all members

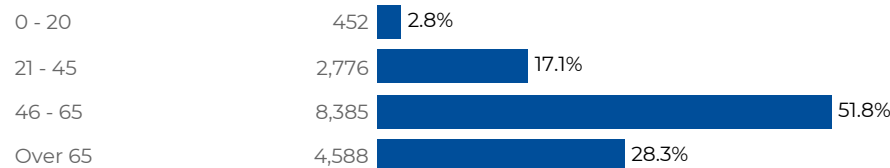
Total SoonerCare Enrollment SFY2013 - SFY2022



Stroke Prevalence Rates SFY2013 - SFY2022



Members with Stroke by Age Group SFY2022



51.8% were age 46 - 65
8,385 members

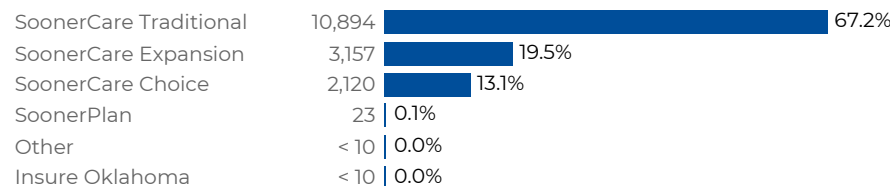
Members with Stroke by Eligibility Type SFY2022



56.8% were Dual Eligible*
9,196 members

*Dual Eligible: members enrolled in both Medicaid and Medicare

Members with Stroke by Delivery System SFY2022

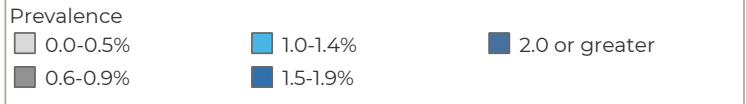


67.2% were enrolled in SoonerCare Traditional
10,894 members

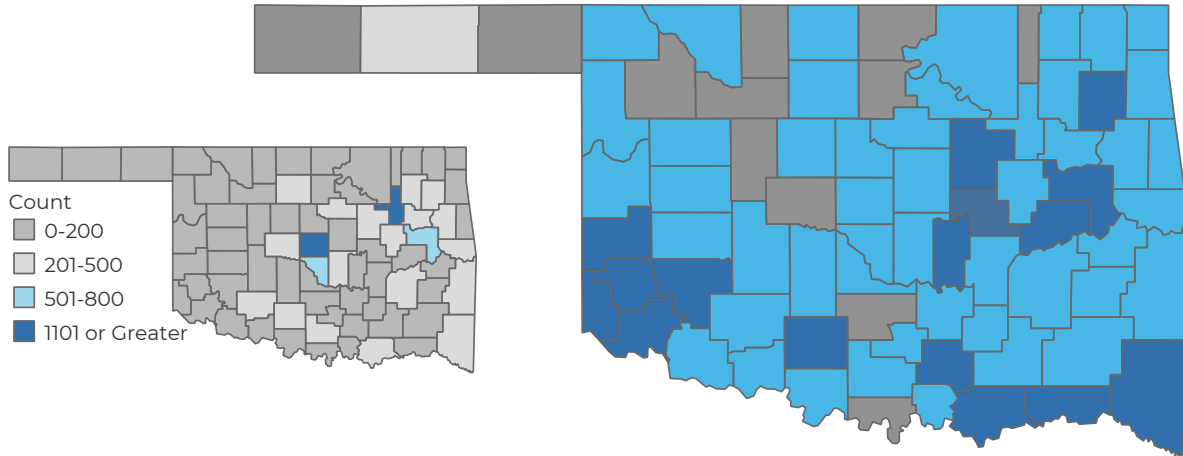
ANALYSIS OF Stroke in Oklahoma's SoonerCare Program



Prevalence Rates



There is no clear geographical pattern in stroke in SFY2022, although there may be clusters around Tulsa, in the southwest, and in the southeast.

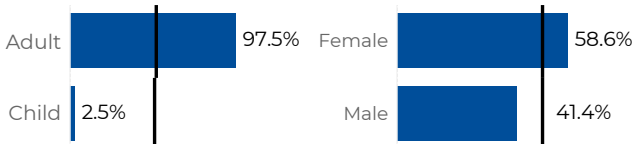


SoonerCare Members with Stroke

In SFY2022, stroke was more prevalent among adults, females, Black or African Americans, and Caucasians than would be expected based on the demographic composition of all SoonerCare members. See details below. The black line represents the percent of total SoonerCare members.

97.5%

were adults
15,790 members



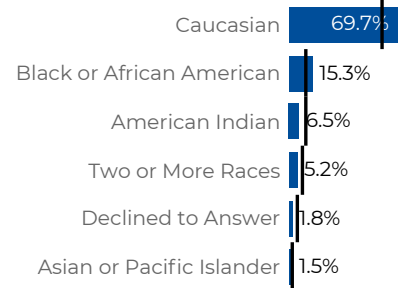
58.6%

were female
9,487 members



69.7%

were Caucasian
11,292 members

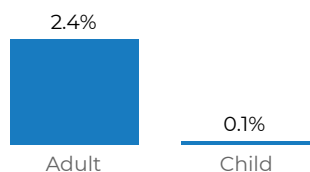


Demographics

Prevalence Rates Among SoonerCare Members

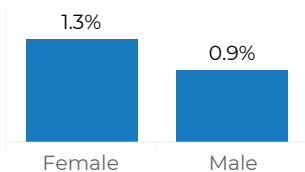
2.4%

of all adult members had a stroke



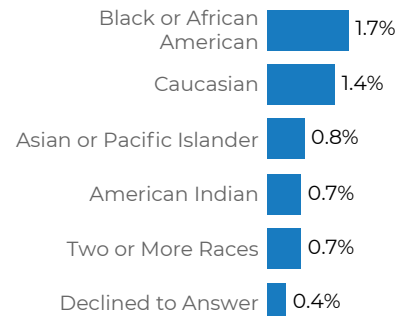
1.3%

of all female members had a stroke



1.7%

of all Black or African American members had a stroke



ANALYSIS OF Stroke in Oklahoma's SoonerCare Program



Reimbursement Cost

Although members with a stroke made up only 1.2% of members, the cost of providing care to these members made up 5.8% of total reimbursements.

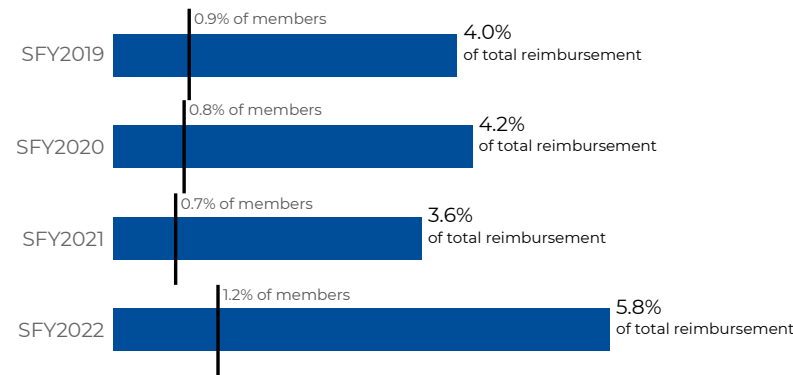
The total reimbursement for members with a stroke increased by 110% from \$214,657,525 in SFY2021 to \$450,698,705 in SFY2022. Note, however, that the average reimbursement per member has continued to follow the usual trend.

This increase in total reimbursement is due almost solely to the addition of codes to recognize the long-standing sequelae of stroke, not just the stroke event itself. Because we are studying chronic conditions, we believe it is necessary to continue capturing the long-term effects.

Annual Reimbursement for Members with Stroke SFY2013 - SFY2022



SoonerCare Members with Stroke: Percent of Total Reimbursement Compared to Percent of Total SoonerCare Enrollment



Average Reimbursement per Member with Stroke SFY2013 - SFY2022



\$450,698,705

Total reimbursement for members with stroke

\$27,819

Average reimbursement for members with stroke

	Total Reimbursement	% of Total Reimbursement	Reimbursement per Member
Dual Eligible	\$188,991,294	41.9%	\$20,551
Non-Dual Eligible	\$261,707,411	58.1%	\$37,360
Adult	\$413,861,602	91.8%	\$26,210
Child	\$36,837,104	8.2%	\$89,628
Female	\$247,658,528	54.9%	\$26,105
Male	\$203,040,178	45.1%	\$30,241