

# ANALYSIS OF Hemophilia in Oklahoma's SoonerCare Program



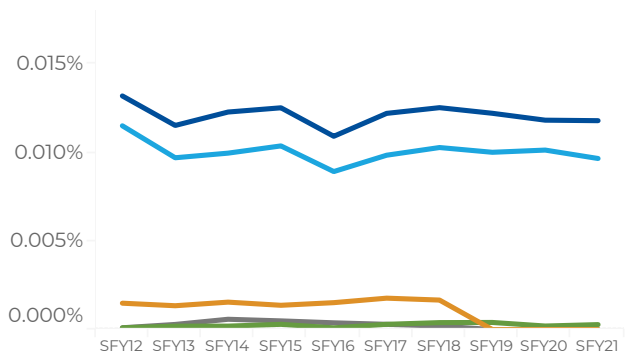
## SoonerCare Members

In SFY2021 there were 127 SoonerCare members with hemophilia. The prevalence of hemophilia in the overall SoonerCare population has remained under one percent.

Total SoonerCare Enrollment SFY2012 - SFY2021

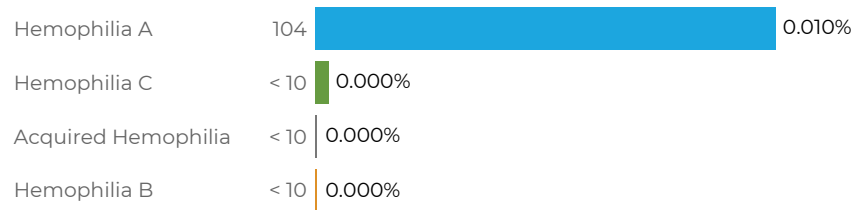


Hemophilia Prevalence Rates SFY2012 - SFY2021  
Hemophilia Type: Total | Type A | Type B | Type C | Acquired

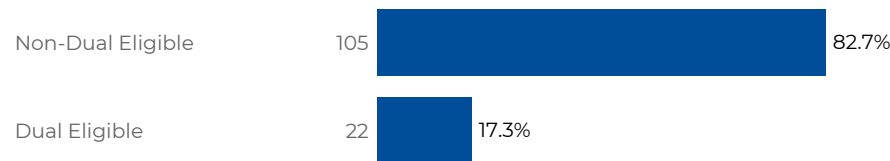


In SFY2021 there were **127** members with hemophilia, or **0.0118%** of all members

Total Prevalence Rate of Hemophilia Type Among SoonerCare members SFY2021



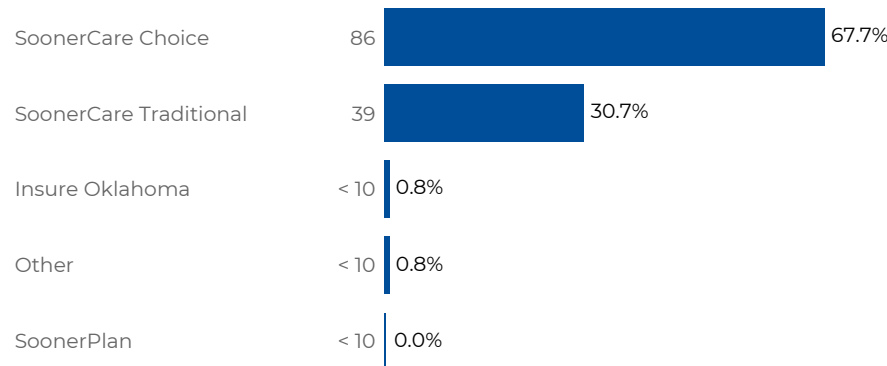
## Members with Hemophilia by Eligibility Type SFY2021



**82.7%** were Non-Dual Eligible\*  
105 members

\*Dual Eligible: members enrolled in both Medicaid and Medicare

## Members with Hemophilia by Delivery System SFY2021




**67.7%** were enrolled in SoonerCare Choice  
86 members

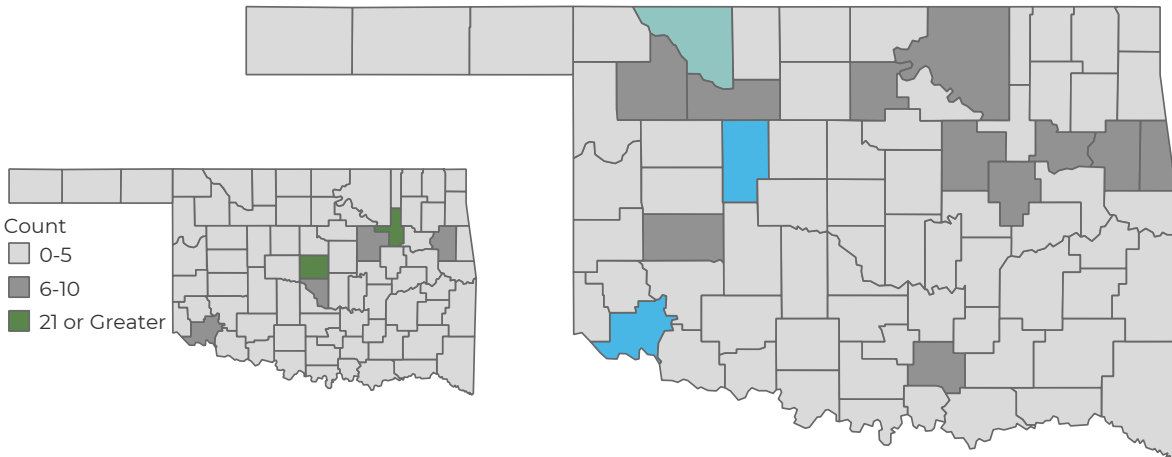
# ANALYSIS OF Hemophilia in Oklahoma's SoonerCare Program



## Prevalence Rates



In SFY2021, there were 41 counties without a member having been diagnosed with hemophilia. Woods (0.20%), Major (0.19%), and Jackson (0.08%) had the highest prevalence rates.

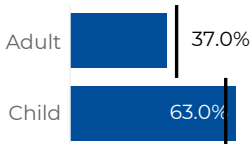


## SoonerCare Members with Hemophilia

In SFY2021, hemophilia was more prevalent among males, members who self-identified two or more races, and Caucasians than would be expected based on the demographic composition of all SoonerCare members. See details below. The black line represents the percent of total SoonerCare members.

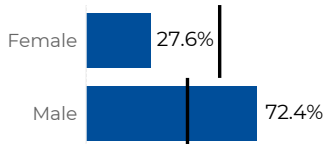
**63.0%**

were children  
80 members



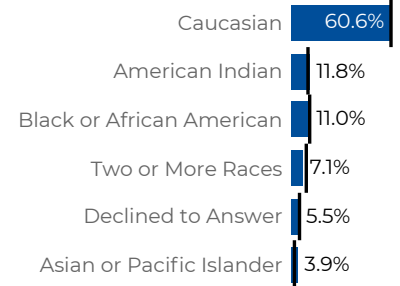
**72.4%**

were male  
92 members



**60.6%**

were Caucasian  
77 members

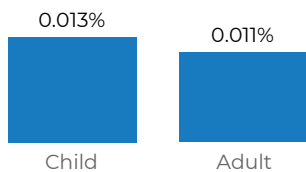


Demographics

## Prevalence Rates Among SoonerCare Members

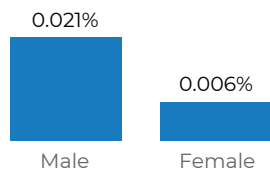
**0.013%**

of all child members had hemophilia



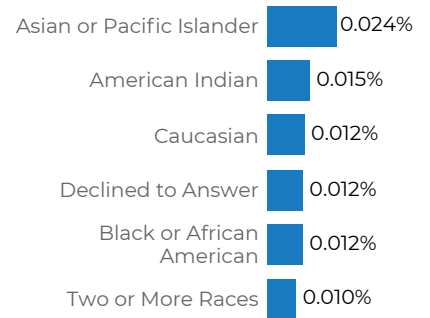
**0.021%**

of all male members had hemophilia



**0.024%**

of all Asian or Pacific Islander members had hemophilia



# ANALYSIS OF Hemophilia in Oklahoma's SoonerCare Program

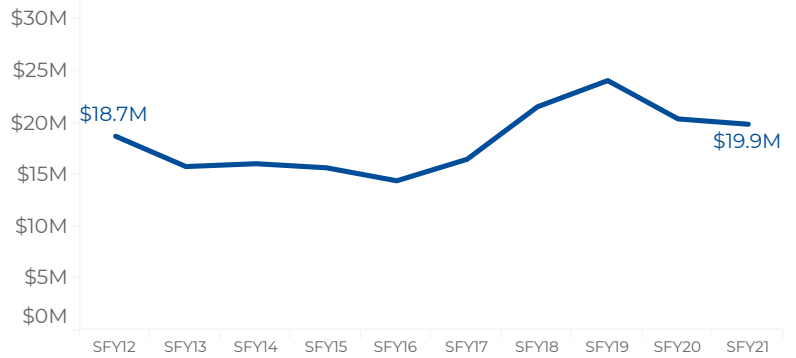


## Reimbursement Cost

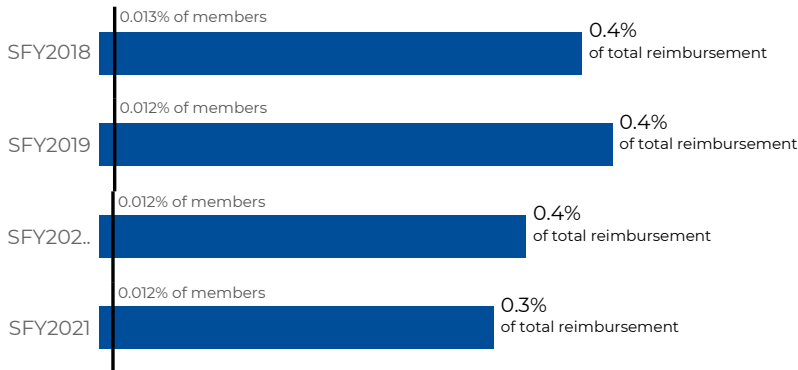
Total reimbursement for members with hemophilia fell from \$20,391,243 in SFY20 to \$19,875,647 in SFY21, and average reimbursement fell from \$171,355 to \$156,501.

The average reimbursement for male members with hemophilia (\$263,153) was 1,205% higher than the average reimbursement for female members with hemophilia (\$20,159).

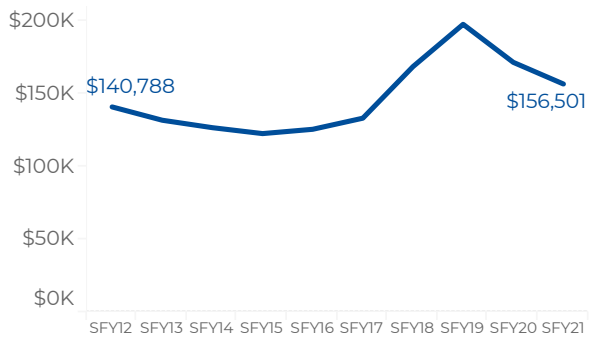
Annual Reimbursement for Members with Hemophilia SFY2012 - SFY2021



SoonerCare Members with Hemophilia: Percent of Total Reimbursement Compared to Percent of Total SoonerCare Enrollment



Average Reimbursement per Member with Hemophilia SFY2012 - SFY2021



## \$19,875,647

Total reimbursement for members with hemophilia

## \$156,501

Average reimbursement for members with hemophilia

	Total Reimbursement	% of Total Reimbursement	Reimbursement per Member
Dual Eligible	\$1,072,747	5.4%	\$48,761
Non-Dual Eligible	\$18,802,899	94.6%	\$179,075
Adult	\$4,173,075	21.0%	\$88,789
Child	\$15,702,572	79.0%	\$196,282
Female	\$1,361,503	6.9%	\$38,900
Male	\$18,514,144	93.1%	\$201,241