



# **Oklahoma Board of Corrections**

## **REGULAR MEETING**

January 20, 2021

Joseph Harp Correctional Center  
*Visitation Room*  
Lexington, Oklahoma

**OKLAHOMA BOARD OF CORRECTIONS**  
**REGULAR MEETING AGENDA**  
 JOSEPH HARP CORRECTIONAL CENTER  
 16161 Moffat Rd.  
 Lexington, OK 73051  
 1:00 PM on January 20, 2021

<b>ITEM</b>	<b>PRESENTER</b>
1. Call to Order: A. Pledge of Allegiance B. Roll Call	T. Hastings Siegfried Chair
2. Approval of Board of Corrections Special Meeting Minutes for: A. November 18, 2020	T. Hastings Siegfried Chair
3. Facility Warden Welcome	Luke Pettigrew JHCC Warden
4. Director's Comments: A. Statewide Lockdown Update B. COVID-19 Vaccine Status C. ODOC Award Recipients	Scott Crow Director
5. Introduction of the Director of Institutions	Mike Carpenter Chief of Operations
6. Chief of Strategic Engagement Update: A. Corrections Roundtable Update	Jessica Brown Chief of Strategic Engagement
7. Inmate/Offender Population Update	Justin HySmith Population Coordinator
8. Health and Offender Services Update: A. COVID-19 Update	Millicent Newton-Embry Health and Offender Services Director
9. Agency Budget Update: A. FY2021 BOC Budget Reports B. Cost of Incarceration	Ashlee Clemmons Chief Financial Officer
10. Unit Spotlight: A. Mental Health Programming and Services	Dr. Jana Morgan Chief Mental Health Officer
11. Committee Reports – Standing Committees: A. Executive – Chair Hastings Siegfried, Members Lynn Haueter and Dr. Kathryn LaFortune	Committee Chairs

- B. Population/Security/Private Prison – Chair Calvin Prince, Members and Hastings Siegfried and Lynn Haueter
- C. Public Policy/Affairs/Criminal Justice – Chair Betty Gesell, Members Joe Griffin, Dr. Kathryn LaFortune and Stephan Moore
- D. Audit and Finance– Chair Randy Chandler, Members Hastings Siegfried, Lynn Haueter and Daryl Woodard

12. Adjournment

T. Hastings Siegfried  
Chair

*The next regular meeting of the Board of Corrections will be held at 1:00 PM on Wednesday, February 17, 2021, at the Dr. Eddie Warrior Correctional Center.*

*Updated on 1/14/2021 4:19:45 PM*

**OKLAHOMA BOARD OF CORRECTIONS**  
**Special MEETING MINUTES**  
**November 18, 2020**

**1. Call to Order**

Chairman Hastings Siegfried called the meeting of the Oklahoma Board of Corrections (BOC) to order at 1:00 p.m., on Wednesday, November 18, 2020, at Oklahoma Department of Corrections, 3400 North Martin Luther King Ave., Oklahoma City, Oklahoma 73111.

The meeting was preceded by advance notice of the date, time and place, filed with the Oklahoma Secretary of State on November 16, 2020. An announcement was also given at least twenty-four (48) hours in advance by posting notice of the date, time, place and agenda of the meeting at 10:00 a.m., on Monday, November 16, 2020, at the principal office of the Oklahoma Department of Corrections (ODOC), located at 3400 North Martin Luther King Avenue in Oklahoma City, Oklahoma.

**A. Pledge of Allegiance**

Chairman Siegfried led the meeting attendees in reciting the pledge of allegiance to the United States Flag.

**B. Roll Call**

Chairman Siegfried asked the clerk to call roll:

Randy Chandler	Present	Stephan Moore	Absent
Betty Gesell	Present	Calvin Prince	Present
Joseph Griffin	Present	T. Hastings Siegfried	Present
Lynn Haueter	Absent	Daryl Woodard	Present
Dr. Kathryn LaFortune	Present		

Calling of the roll reflected a quorum was present.

**2. Approval of Board of Corrections Meeting Minutes**

Chairman Siegfried requested approval of the meeting minutes as presented to members in the BOC packet for November 18, 2020.

**A. October 14, 2020**

**Motion:** Mr. Griffin made the motion to approve the minutes. Mr. Woodard seconded the motion.

Randy Chandler	Approve	Stephan Moore	Absent
Betty Gesell	Approve	Calvin Prince	Approve
Joseph Griffin	Approve	T. Hastings Siegfried	Approve
Lynn Haueter	Absent	Daryl Woodard	Approve
Dr. Kathryn LaFortune	Approve		

Meeting minutes for October 14, 2020 were approved by majority vote. There was no further discussion.

### 3. Director's Comments

Director Crow welcomed everyone and commended staff on their continued dedication during the pandemic. Director Crow provided the following updates:

#### A. COVID-19 Update:

Agency numbers remained consistently flat until August and September and then the agency saw a spike. Although, the agency's numbers are increased a little today, last week only had approximately one hundred and thirty (138) positive inmates across the state. This is again because some of the agency's efforts such as ceasing visitation, restricting movement and the management of our hotspots. There have been a couple of media articles acknowledging the agency's handling of the pandemic. Director Crow indicated although the agency has had highs and lows, he feels staff has done well in managing COVID-19.

The following numbers are current as of yesterday, November 17, 2020 at 3:00 p.m.

- Total number of inmates tested is 21,565. Approximately one month ago, the agency began mandatory testing of the vulnerable population and in addition the agency began testing units where someone had tested positive and contact tracing testing.
- Total number of inmates positive is 5,395
- Total number of inmates currently positive is 603
- Total number of hospitalizations possibly related to COVID-19 is 13
- Total number of deaths possibly related to COVID-19 is 32
- Total number of deaths confirmed by ME to be COVID-19 related deaths is 11
- Total number of Hotspots currently is 4
- Location of Hotspots: JDCC, BJCC, JLCC, MACC (MSU)
- Total number of inmates who have received the influenza vaccination 5,648 which is roughly 27% of the incarcerated population.

The following numbers are current as of yesterday, November 17, 2020 at 2:30 p.m. The first round of Mandatory Staff Testing was completed on October 31, 2020. The second round was started on November 1, 2020 and is scheduled to be complete on November 30, 2020.

- Total number of staff tested is 3,849
- Total number of staff who have tested positive is 520
- Total number of staff currently positive is 131

Board Members asked if all 520 staff positives were positives discovered due to mandatory testing. Director Crow indicated that the number included self-reported positives.

Board Members inquired about spikes in mental health crisis or interruption in service. Millicent Newton-Embry indicated there has not been a break in services and although, the pandemic has increased everyone’s stress the agency has not seen a significant increase in mental health issues. Director Crow indicated the agency continues to review incentives to provide inmates during this critical time.

**B. Emergency Purchase**

On Friday, October 30, 2020, Dick Conner Correctional Center in Hominy, Oklahoma, was without water due to the city’s water supply being shut down for repairs. Upon the declaration of an emergency, purchases of drinking water and ice for inmates and staff were made, and the city of Skiatook provided 156,000 gallons of water. The National Guard was enlisted to bring in water tankers to feed into the water lines to assist with showers and flushing toilets. Water pressure was restored, and operations were back to normal at approximately 8:00 a.m. on November 4, 2020.

**Total cost of the emergency was \$12,803.20**

Freedom Ice	Bagged Ice for inmates	\$8,175.00
Eureka Water	Gallon jugs of water for inmates	\$3,709.80
Wal-Mart	Bottled water for inmates & staff	\$ 356.80
City of Skiatook	Water	\$561.60

Director Crow commended the response team for their efforts during this emergency.

There was no further discussion.

**4. Legislative Update**

Chief of Strategic Engagement (COSE) Jessica Brown provided the following update:

**A. ODOC Roundtable**

The Roundtable is a new project that came about from an inquiry Ms. Gesell had in reference to a negative article published by local think tank.

The goal of this roundtable is to open the lines of communication and provide accurate and timely information to legislators and interest groups involved in criminal justice.

Depending on the topic for each month’s discussion, the agency will provide subject matter experts to help explain complex issues and provide the most accurate information. The agency will offer these meetings virtually.

The first virtual Roundtable will be held tomorrow, November 19, 2020. Legislators have been invited to attend the 10:00 a.m. session and interest groups have been invited to attend the 2:00 p.m. session. The topic of the Roundtable will be “The Reality of Today’s Prisons”. Who is incarcerated? This will include today and historical statistics. The Roundtable will also provide an opportunity

to clarify the earned credit change. COSE Brown indicated the main goal of this project is to open a line of communication to promote accurate information distribution. COSE Brown encouraged Board Members to join the Roundtable. COSE Brown indicated the Roundtable will be recorded and placed on the website for anyone to view at a later time.

Board Members broadly discussed negative comments/articles. Board Members commended the COSE for her efforts on being transparent.

## **B. Legislative Initiatives**

COSE provided an overview of the ODOC Request Bills for the First Session of the 58<sup>th</sup> Legislature. A copy of the bills was included in the BOC packet for November 18, 2020.

Legislative Session will begin the First Monday in February. This session the agency is requesting nine bills. Five of the bills were from last session that did not make it through the abbreviated session due to COVID-19. Most of the bills are clean-up language.

One bill worth discussing is the bill allowing for the forfeiture of seized monies from inmates. Currently, the agency must have a partner to obtain seized monies. This bill will allow the agency to receive the monies without needing a partner.

Board Members inquired about the current process of the partnership for seized monies. COSE Brown indicated there would be a memorandum of understanding in place and the monies would be divided based on the percentage of work each partner conducted.

Board Members inquired if other agencies had to have a partner to receive seized monies. COSE indicated No.

Another bill would be to place certain positions within the take-home vehicle statute to allow for compliance and eliminate useless paperwork.

Currently, the agency has positions that are permitted take-home vehicles. This will just remove the bureaucracy.

The next bill is the bill requesting a pay increase for Probation and Parole Staff and the final bill is requesting the elimination of the post incarceration supervision.

Board Members inquired on what determines when you need to go to the legislature for raises. Chief Financial Officer indicated it is when funding is needed.

Board Members inquired about education reimbursement. Director Crow indicated that previously that was an option, but budget restraints have halted this program.

Board Members inquired about student loan forgiveness. The answer was provided to indicate yes that was still an operational program as long as the loan

has not been refinanced.

**Approval of Legislative Initiatives**

Chairman Siegfried requested approval of the Legislative Initiatives as presented to members in the BOC packet for November 18, 2020.

**Motion:** Mr. Griffin made the motion to approve the Legislative Initiatives. Dr. LaFortune seconded the motion.

Randy Chandler	Approve	Stephan Moore	Absent
Betty Gesell	Approve	Calvin Prince	Approve
Joseph Griffin	Approve	T. Hastings Siegfried	Approve
Lynn Haueter	Absent	Daryl Woodard	Approve
Dr. Kathryn LaFortune	Approve		

The Legislative Initiatives were approved by majority vote. There was no further discussion.

**5. Inmate/Offender Population Update**

Classification and Population Director Jason Bryant provided an overview of the inmate/offender population as of October 30, 2020. A copy of the overview was included in the BOC packet for November 18, 2020.

Mr. Bryant indicated the population is being reorganized to allow units to be vacant for the door and lock projects to be completed at various facilities.

Mr. Bryant indicated that population re-evaluated the inmates depopulated from Cimarron Correctional Facility (CCF) to ensure they were classified in the proper security level. Director Crow indicated that the progress in ensuring inmates were classified correctly was an accomplishment.

Board Members inquired on security levels. Mr. Bryant provided a brief definition of each security level.

Board Members inquired about facility specific number. It was determined that would be a monthly report provided to Board Members.

Board Members inquired about recidivism. Mr. Bryant indicated he could share that information but would rather verify the numbers before releasing information.

Board Members inquired about items not on the agenda and the inquiries could not be answered. Assistant General Counsel Elizabeth Vincent requested the conversations be placed on hold for a later time.

There was no further discussion.



**6. Agency Budget Update**

**A. FY 2021 BOC Budget Overview**

Chief Financial Officer (CFO) Ashlee Clemmons provided an overview of the FY 2021 BOC Budget. A copy of the overview was included in the BOC packet for November 18, 2020.

Board Members inquired about typical invoice time for county jail backup transport reimbursement. CFO Clemmons indicated it was contingent on the county and when they provide the invoice.

**B. FY 2021 July Statement Revolving Funds**

A copy of the overview was included in the BOC packet for November 18, 2020.

**C. FY 2021 July Statement Federal Funds**

A copy of the overview was included in the BOC packet for November 18, 2020.

**D. FY 2022 Budget Request**

Chief Financial Officer (CFO) Ashlee Clemmons provided an overview of the FY 2022 Budget Request. A copy of the overview was included in the BOC packet for November 18, 2020.

Board Members requested clarification on a few items in the budget request. CFO Clemmons provided clarification.

**Approval of FY2022 Budget Request**

**Motion:** Chairman Siegfried made the motion to approve the FY2022 Budget Request. Mr. Woodard seconded the motion.

Randy Chandler	Approve	Stephan Moore	Absent
Betty Gesell	Approve	Calvin Prince	Approve
Joseph Griffin	Approve	T. Hastings Siegfried	Approve
Lynn Haueter	Absent	Daryl Woodard	Approve
Dr. Kathryn LaFortune	Approve		

The FY2022 Budget Request was approved by majority vote. There was no further discussion.

**7. Unit Spot Light:**

**A. Oklahoma Correctional Industries (OCI)**

OCI Director Johnny Lambert provided an overview of the OCI Unit.

OCI is a fully self-supporting, non-appropriated division of the Department of Corrections that utilizes more than one thousand two hundred (1,200) inmate employees and fifty-four (54) full time staff members to produce more than ten thousand (10,000) products for re-sale to qualified state and local

government, nonprofit organizations, as well as current and retired state employees.

OCI currently operates in ten (10) ODOC facilities with 17 traditional industry operations, ten (10) call center/service partnerships and four (4) PIECP endeavors. OCI produces eight (8) primary categories and those categories include: furniture, modular furniture, chairs, signs, metal fabrications, garments chemicals, and service industries.

The Mission of OCI: Maintain a self-sufficient operation that address and encompass best practices to improve inmate successful reentry.

Industry Goals:

- Developing job skills and work ethics.
- Maintaining cost effective operations that provide constructive work for inmates.
- Reducing cost of incarceration both directly and indirectly.

OCI employees include six hundred and sixty-five (665) traditional inmate employees and five hundred and forty (540) partnership employees.

- OCI is currently working on six (6) major projects for various state agencies. OCI is also assisting various state agencies with moves.
- OCI's internal projects include a new weld and paint shop at John Lilley Correctional Center (JLCC) and the expansion of the Oklahoma Turnpike Authority image review operation with disaster recovery site at James Crabtree Correctional Center (JCCC).
- As a result of COVID-19, OCI has developed new products to include face shields, hand sanitizer, and disposable masks.
- OCI is also working to expand partnerships to Mabel Basset Correctional Center (MBCC), John Lilley Correctional Center (JLCC), and Mack Alford Correctional Center (MACC).

Board Members inquired about Mr. Lambert's tenure. Mr. Lambert indicated he has been with the agency twenty-nine (29) years. Mr. Lambert indicated he started as a correctional officer and moved to OCI twenty-two (22) years ago.

Board Members inquired about any difficulties due to COVID-19. Mr. Lambert indicated there have been challenges, but OCI has been adaptable and accommodating as needed.

Director Crow requested Mr. Lambert define/describe partnerships. Mr. Lambert provided a brief overview of partnerships.

Mr. Lambert indicated that the best thing OCI does for the department is produce a better finished product.

Board Members inquired about the top three (3) skill sets OCI provides inmates. Mr. Lambert indicated welders and various forms of metal fabrications and call centers provide excellent communication skills. A couple of the call centers hire their inmate employees after release. OCI also provides references for their inmate workers.

There was no further discussion.

## **8. Committee Reports – Standing Committees:**

### **E. Executive**

**Chairman** Hastings Siegfried

**Members** Lynn Haueter and Dr. Kathryn LaFortune

Members in this committee discussed the proposed agenda for the board meeting, achievement credits, operational updates, and COVID-19 update.

There was no further discussion.

### **F. Population/ Security/ Private Prisons**

**Chairman** Calvin Prince

**Members** Hastings Siegfried and Lynn Haueter

Members in this committee discussed the private prison contracts, population update presented today, county jail waiting numbers, and IRF facilities.

There was no further discussion.

### **G. Public Policy/ Affairs/ Criminal Justice**

**Chairwoman** Betty Gesell

**Members** Joe Griffin, Dr. Kathryn LaFortune, and Stephan Moore

Members in this committee discussed the legislative initiatives presented today, SQ780, the nurse assistant interim study, good conduct achievement credits, and criminal justice reclassification council.

There was no further discussion.

### **H. Audit and Finance**

**Chairman** Randy Chandler

**Members** Hastings Siegfried, Lynn Haueter, and Daryl Woodard

Members in this meeting discussed the FY2022 Budget Request presented today, the expected shortfall the state will experience, and appropriation hearings.

There was no further discussion.

## 9. Adjournment

**Motion:** Chairman Siegfried made a motion to adjourn the meeting. Mr. Woodard seconded the motion.

Randy Chandler	Approve	Stephan Moore	Absent
Betty Gesell	Approve	Calvin Prince	Approve
Joseph Griffin	Approve	T. Hastings Siegfried	Approve
Lynn Haueter	Absent	Daryl Woodard	Approve
Dr. Kathryn LaFortune	Approve		

There being no further business to discuss, adjournment of the meeting was approved by majority vote at 2:42 p.m.

Submitted to the Board of Corrections By:

\_\_\_\_\_  
Tasha Parker, Minutes Clerk

\_\_\_\_\_  
Date

I hereby certify that these minutes were duly approved by the Board of Corrections on January 20, 2021 in which a quorum was present and voting.

X

Dr. Kathryn LaFortune, Secretary  
Board of Corrections

**STANDING PROUD**

**MISSION**

*To Protect the Public  
To Protect the Employee  
To Protect the Inmate*

**VISION**

*The Department of  
Corrections will create  
a culture that—*

*Empowers Individuals  
Encourages Teamwork  
Employs Best Practices  
Embraces Diversity*



**JOSEPH HARP  
CORRECTIONAL CENTER**

16161 Moffat Rd.  
Lexington, OK 73051-0548  
405-527-5593  
doc.ok.gov/joseph-harp-correctional-center

**OKLAHOMA DEPARTMENT OF CORRECTIONS**  
3400 Martin Luther King Avenue  
Oklahoma City, OK 73111-4298  
405-425-2500 • doc.ok.gov

**Joseph Harp  
Correctional Center  
MISSION**

To protect the public and increase public safety, promote a safe working environment for the staff and to encourage positive change in offender behavior by promoting successful reentry and rehabilitation programs.

For employment opportunities, call Human Resources at  
**405-527-5593**  
[doc.ok.gov/join-our-team1](http://doc.ok.gov/join-our-team1)



Scan for more information



**Joseph Harp  
CORRECTIONAL  
CENTER**  
Male Medium Security  
Lexington, OK

**Luke Pettigrew**  
Warden



## FACILITY OVERVIEW

Joseph Harp Correctional Center (JHCC) opened in 1978 on the site of a World War II-era U.S. Navy firing range. The prison's namesake, Joseph Harp, was an Oklahoma State Reformatory warden from 1949 to 1969. He started the first fully accredited high school education program in a prison.

The facility has a capacity of more than 1,300 inmates.

## PROGRAMS

### EDUCATION

Most inmates lack education, a key component in avoiding re-incarceration. JHCC offers literacy courses as well as Pre-High School Equivalency and High School Equivalency diplomas.

College courses (not provided through state funding) are also available to inmates who can pay for them, or those who have alternative funding or scholarships.

### SUBSTANCE ABUSE TREATMENT

For those inmates who need substance abuse treatment, JHCC teaches them ways to avoid drug and alcohol use, while also helping them develop cognitive, social, emotional and coping skills needed to avoid using.

### CRIMINAL THINKING

JHCC offers Thinking for a Change, Moral Reconciliation Therapy, and Associates 4 Success programs to address thinking, judgment errors, and relationships linked with criminal thinking/behavior.

### SPECIALIZED UNITS

A 24-7 Medical Unit houses inmates whose conditions need routine monitoring and ongoing medical care. A Mental Health Unit treats inmates with serious mental illnesses that prevent them from living in the general population.

Other units include the Youthful Offender Program for individuals under 18 and adjudicated as adults.



JHCC inmates on the yard

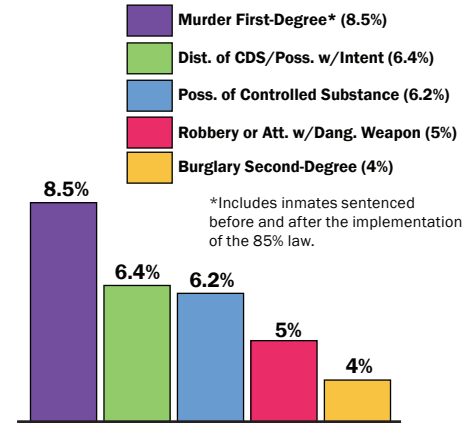


JHCC inmates build furniture for Oklahoma Correctional Industries

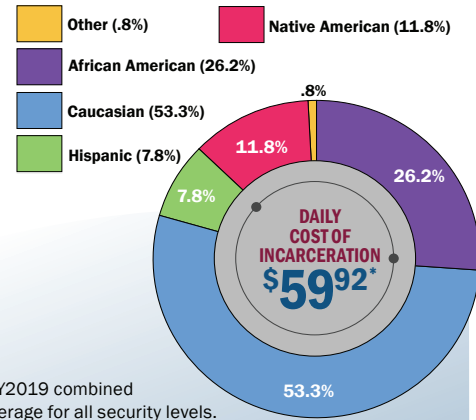
## ODOC DEMOGRAPHICS

AS OF JUNE 28, 2019

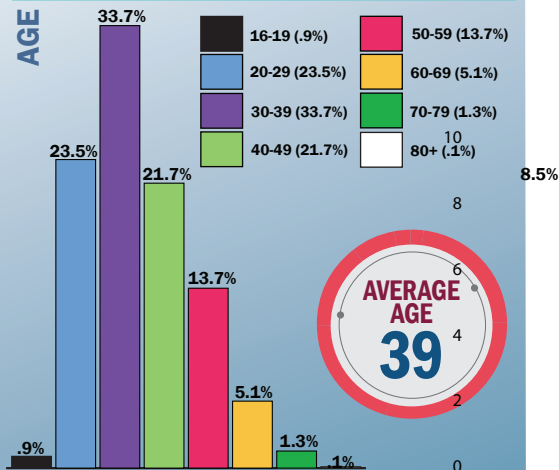
TOP CONTROLLING CRIMES



RACE



AGE



<b>Incarcerated Inmate Grand Total</b>	<b>Females</b>	<b>Males</b>	<b>Total</b>
Current Population	2,141	19,542	21,683
Population Last Year	2,625	22,452	25,077
Change from last year	(484)	(2910)	(3394)

<b>State Facilities</b>	<b>Females</b>	<b>Males</b>	<b>Total</b>
Current Population	2,053	14,972	17,025
Population Last Year	2,593	16,022	18,615
Change	(540)	(1050)	(1590)

<b>Private Prisons</b>	<b>Females</b>	<b>Males</b>	<b>Total</b>
Current Population	0	4,263	4,263
Population Last Year	0	5,549	5,549
Change	0	(1286)	(1286)

<b>County Jail Contracts</b>	<b>Females</b>	<b>Males</b>	<b>Total</b>
Current Population	0	11	11
Population Last Year	0	9	9
Change	0	2	2

<b>Halfway Houses</b>	<b>Females</b>	<b>Males</b>	<b>Total</b>
Current Population	77	96	173
Population Last Year	0	606	606
Change	77	(510)	(433)

<b>Out Count</b>	<b>Females</b>	<b>Males</b>	<b>Total</b>
Current Population	11	200	211
Population Last Year	32	266	298
Change	(21)	(66)	(87)

<b>Community Supervision Offender Grand Total</b>	<b>Females</b>	<b>Males</b>	<b>Total</b>
Current Population	6,716	23,198	29,914
Population Last Year	7,574	24,212	31,786
Change from last year	(858)	(1014)	(1,872)

<b>Probation Supervision</b>	<b>Females</b>	<b>Males</b>	<b>Total</b>
Current Population	5,448	18,838	24,286
Population Last Year	5,882	18,949	24,831
Change	(434)	(111)	(545)

<b>Parole Supervision</b>	<b>Females</b>	<b>Males</b>	<b>Total</b>
Current Population	529	2,418	2,947
Population Last Year	468	2,148	2,616
Change	61	270	331

<b>GPS</b>	<b>Females</b>	<b>Males</b>	<b>Total</b>
Current Population	112	243	355
Population Last Year	292	684	976
Change	(180)	(441)	(621)

<b>Community Sentencing</b>	<b>Females</b>	<b>Males</b>	<b>Total</b>
Current Population	627	1,699	2,326
Population Last Year	932	2,428	3,360
Change	(305)	(729)	(1,034)

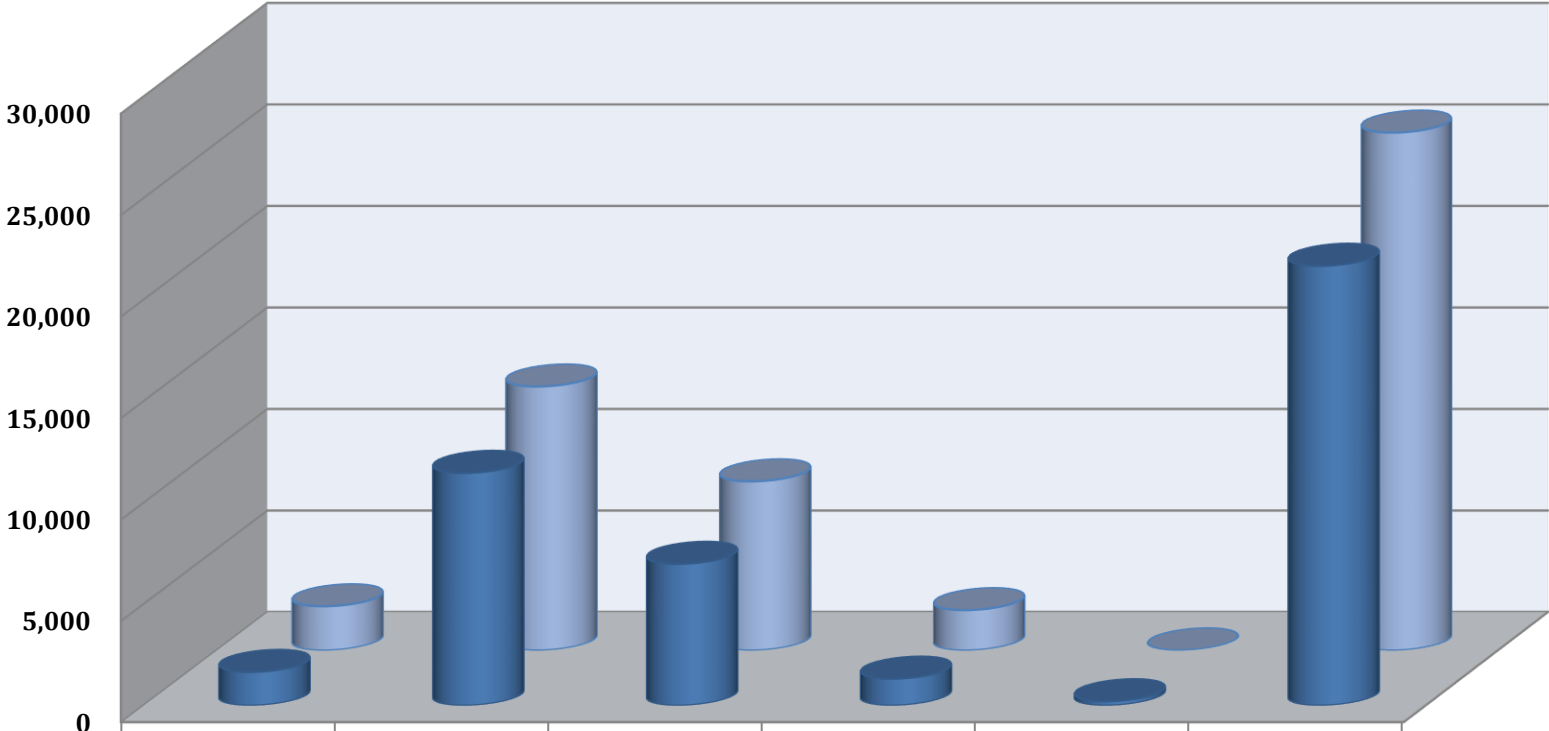
  

<b>County Jail Transfers Pending</b>	<b>Females</b>	<b>Males</b>	<b>Total</b>
Current Population	61	1044	1105
Population Last Year	52	583	635
Change	9	461	470

<b>Total System Population</b>	<b>Females</b>	<b>Males</b>	<b>Total</b>
Current System Population	8,918	43,784	52,702
Population Last Year	10,251	47,247	57,498
Change	(1,333)	(3,463)	(4,796)

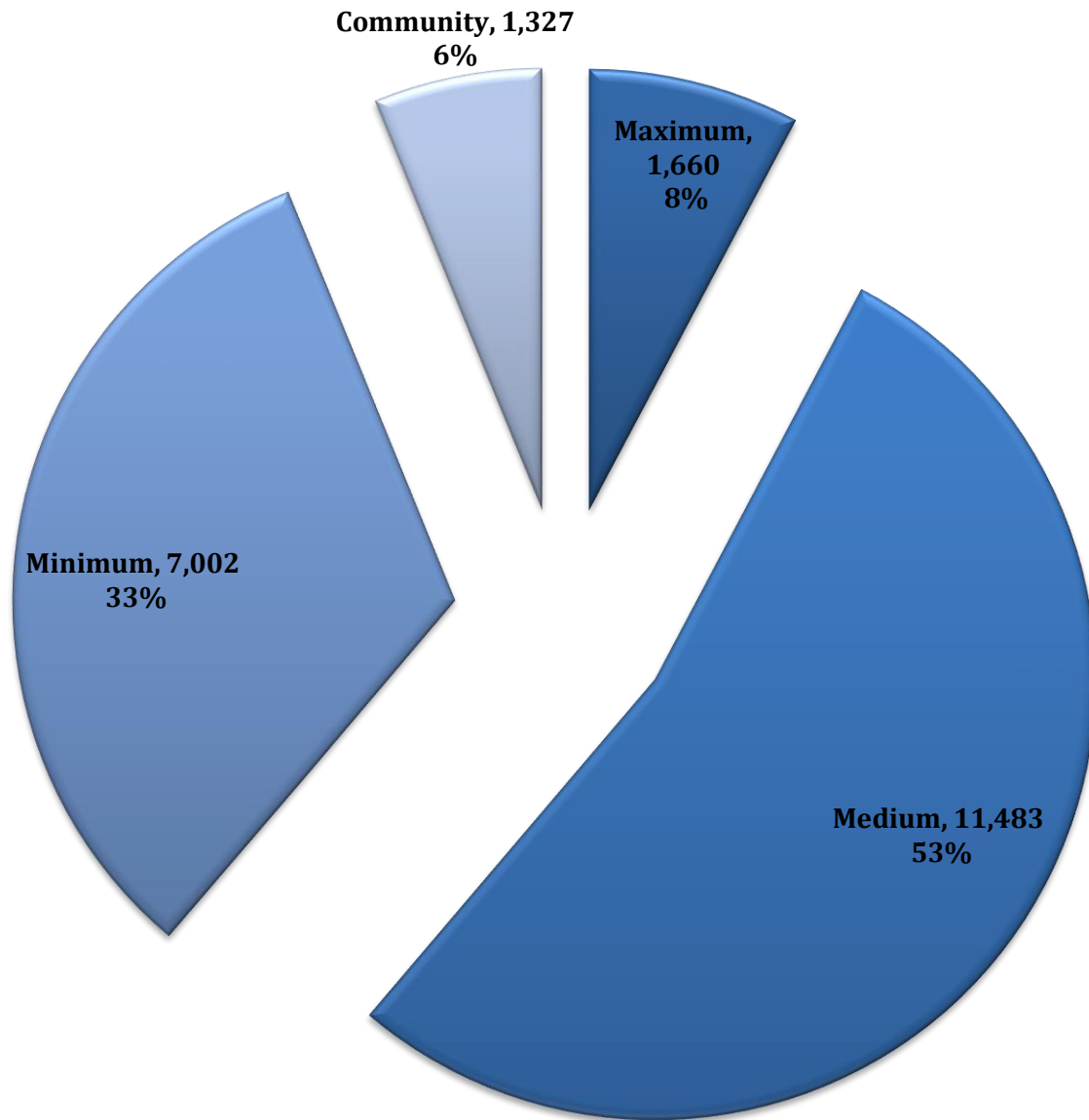
### Inmate and Bed Distribution December 31, 2020



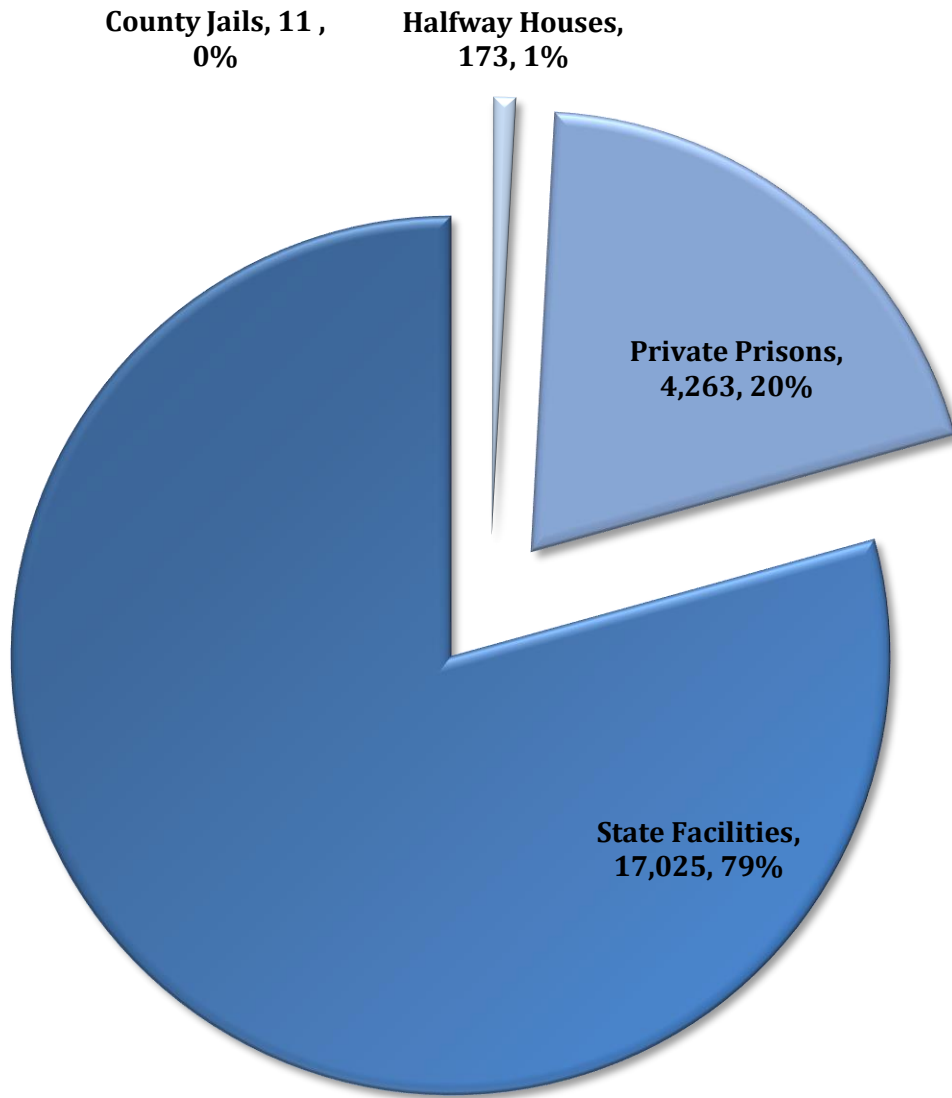
	Maximum	Medium	Minimum	Community	Outside Total	Total
<b>Inmates</b>	1,660	11,483	7,002	1,327	211	21,683
<b>Rated + Temporary Beds</b>	2,178	13,011	8,339	1,987	0	25,515



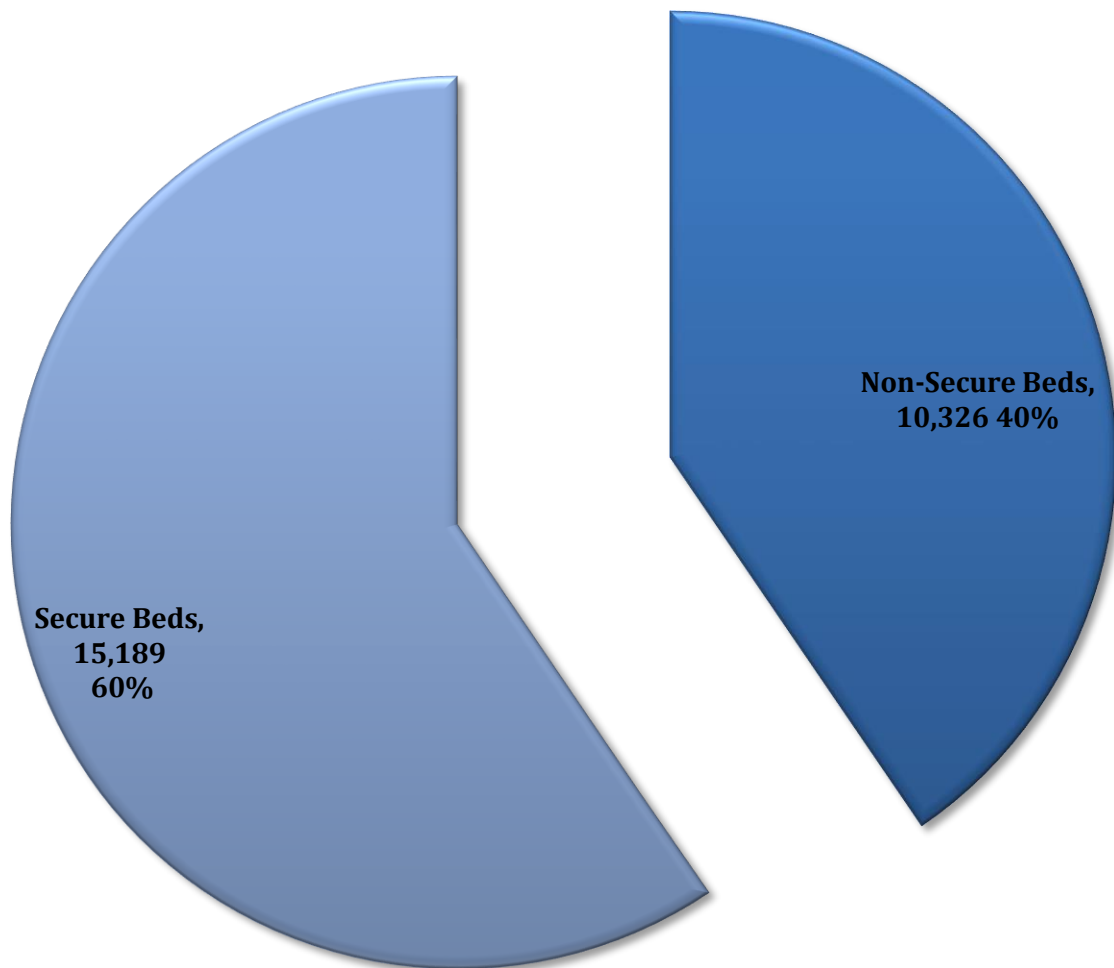
## Inmate Distribution by Security Level December 31, 2020



**INMATES IN STATE FACILITIES VS. CONTRACT FACILITIES  
DECEMBER 31, 2020**

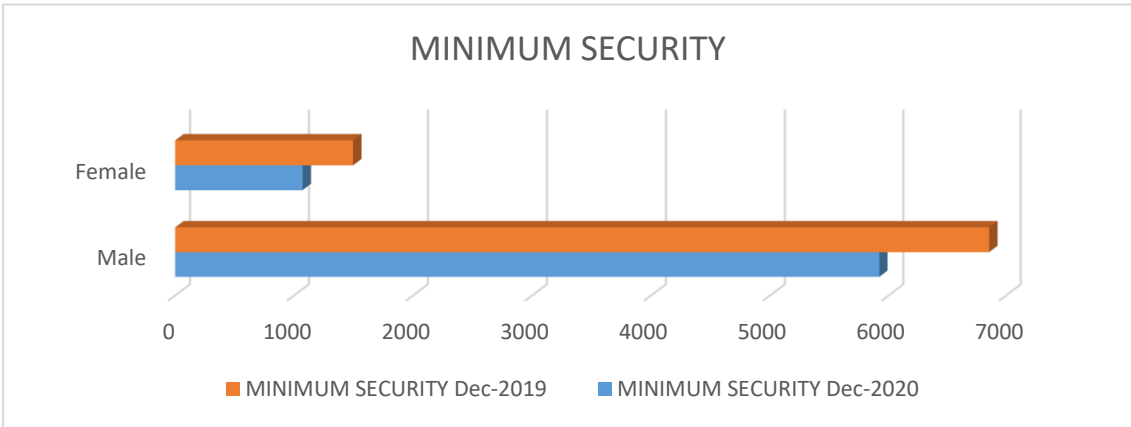
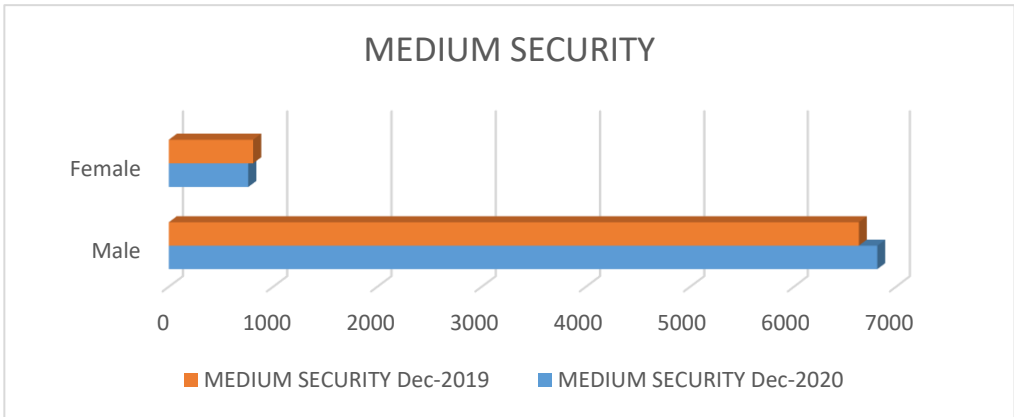
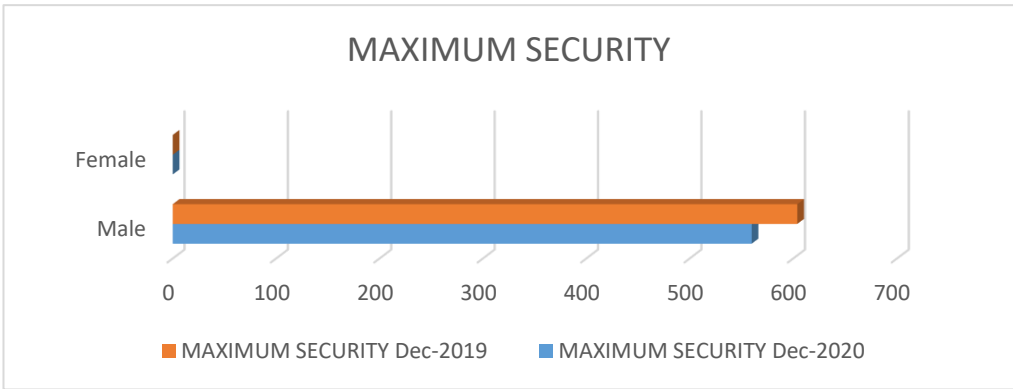


## Percentage of Inmates in Secure and Non-Secure Beds December 31, 2020



Secure beds include beds in maximum and medium state and contract facilities.

Non-Secure beds include beds in minimum state and contract facilities, community corrections centers and halfway houses.



### BUDGET OVERVIEW

Department	Budget	Payroll Expenditures	Operating Expenditures	Total Expenditures	Available Budget Balance
Institutions	\$188,458,860	\$72,084,462	\$11,808,222	\$83,892,685	\$104,566,175
Probation & Parole	\$30,022,100	\$14,093,671	\$729,131	\$14,822,802	\$15,199,298
Community Corrections	\$23,130,492	\$10,085,376	\$922,705	\$11,008,081	\$12,122,411
Inmate Programs – GPS	\$30,515,876	\$9,525,659	\$1,314,527	\$10,840,187	\$19,675,689
Community Sentencing	\$4,273,535	\$458,043	\$745,854	\$1,203,898	\$3,069,637
Contracted Services	\$89,804,939	\$572,587	\$36,848,757	\$37,421,344	\$52,383,595
General Operations	\$34,258,508	\$2,054,994	\$13,555,009	\$15,610,002	\$18,648,506
Central Office Operations	\$35,071,803	\$16,011,988	\$489,113	\$16,501,101	\$18,570,702
Divisional Operations	\$23,836,720	\$3,443,319	\$5,582,007	\$9,025,325	\$14,811,395
Health Services	\$85,714,997	\$17,616,895	\$20,283,775	\$37,900,670	\$47,814,327
Information Technology	\$15,240,913		\$5,583,626	\$5,583,626	\$9,657,287
Prison Industries	\$25,559,747	\$4,016,112	\$5,766,977	\$9,783,089	\$15,776,658
<b>TOTAL</b>	<b>\$585,888,490</b>	<b>\$149,963,107</b>	<b>\$103,629,703</b>	<b>\$253,592,810</b>	<b>\$332,295,680</b>

### CONSTRUCTION & MAINTENANCE BOND

as of December 29, 2020

**\$ 116,500,000**

Bond Proceeds

**\$(12,572,043)**

Pre-Encumbrance

**\$(42,769,340)**

Encumbrance

**\$(58,829,195)**

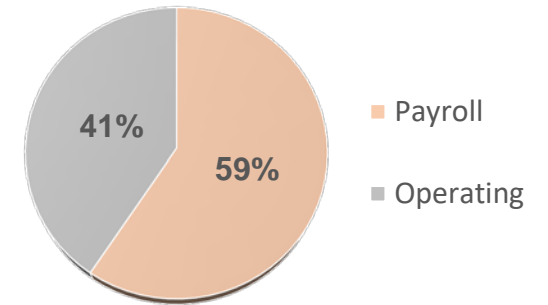
Expenditures

**\$ 2,329,423**

Balance

### COVID 19

These numbers are in total regardless of FY



Expenditures	Payroll	Operating
<b>\$8,851,799</b>	<b>\$5,254,518</b>	<b>\$3,597,281</b>

Outstanding \$0	Outstanding \$0	Outstanding \$0

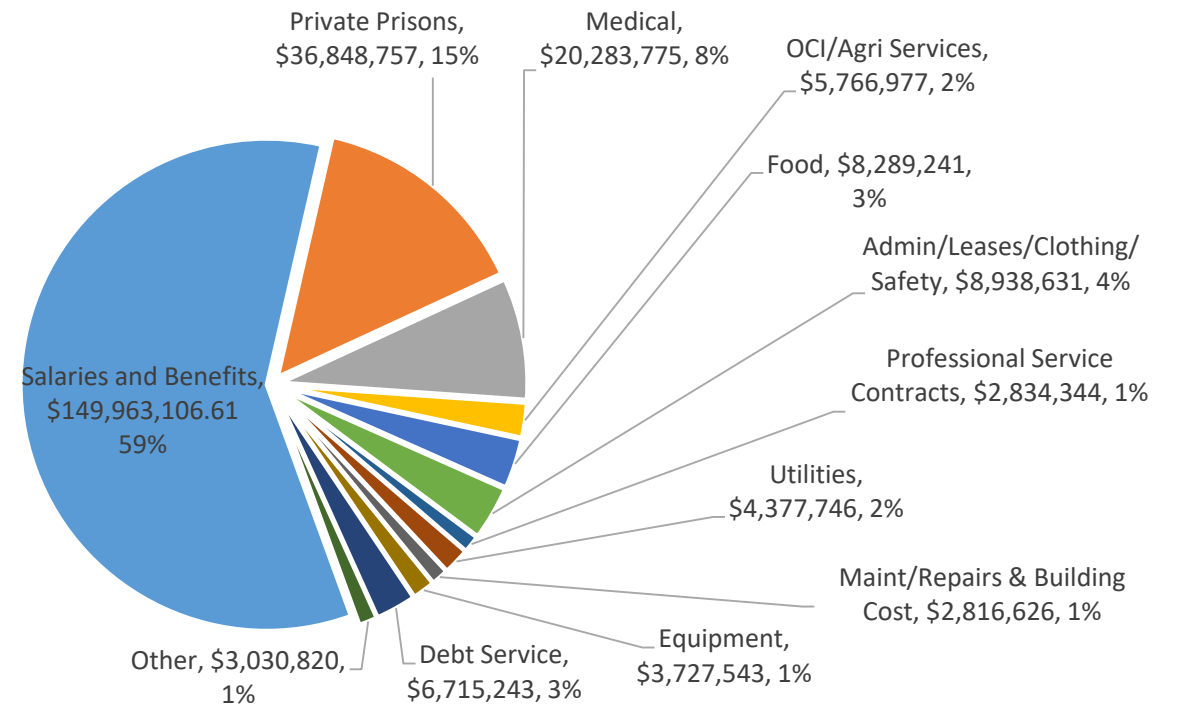


**OKLAHOMA**  
Corrections

# BUDGET UPDATE

as of December 31, 2020

### EXPENDITURES



### HEPATITIS C TREATMENT

**\$12,440,167**

Prior Year Expenditures

**\$6,000,000**

Current Budget

**\$1,651,931**

Expenditures

**27.53%**

Expended

### JAIL BACKUP TRANSPORT REIMBURSEMENT

**\$242,490**

Prior Year Expenditures

**\$750,000**

Current Budget

**\$73,459**

Expenditures

**9.79%**

Expended

### OFFENDER MANAGEMENT SYSTEM

**\$2,763,366**

Prior Year Expenditures

**\$7,000,000**

Current Budget

**\$2,008,657**

Expenditures

**28.70%**

Expended

### TRENDED SURPLUS / (DEFICIT)

Payroll	\$6,572,000
Medical	<b>\$(6,511,263)</b>
Contract Beds	
Private Prisons	\$4,025,343
Halfway Houses	\$1,628,394
Contract County Jails	\$66,020
Jail Backup	<b>\$(2,500,000)</b>
<b>GRAND TOTAL</b>	<b>\$3,280,494</b>

### STAFFING LEVELS

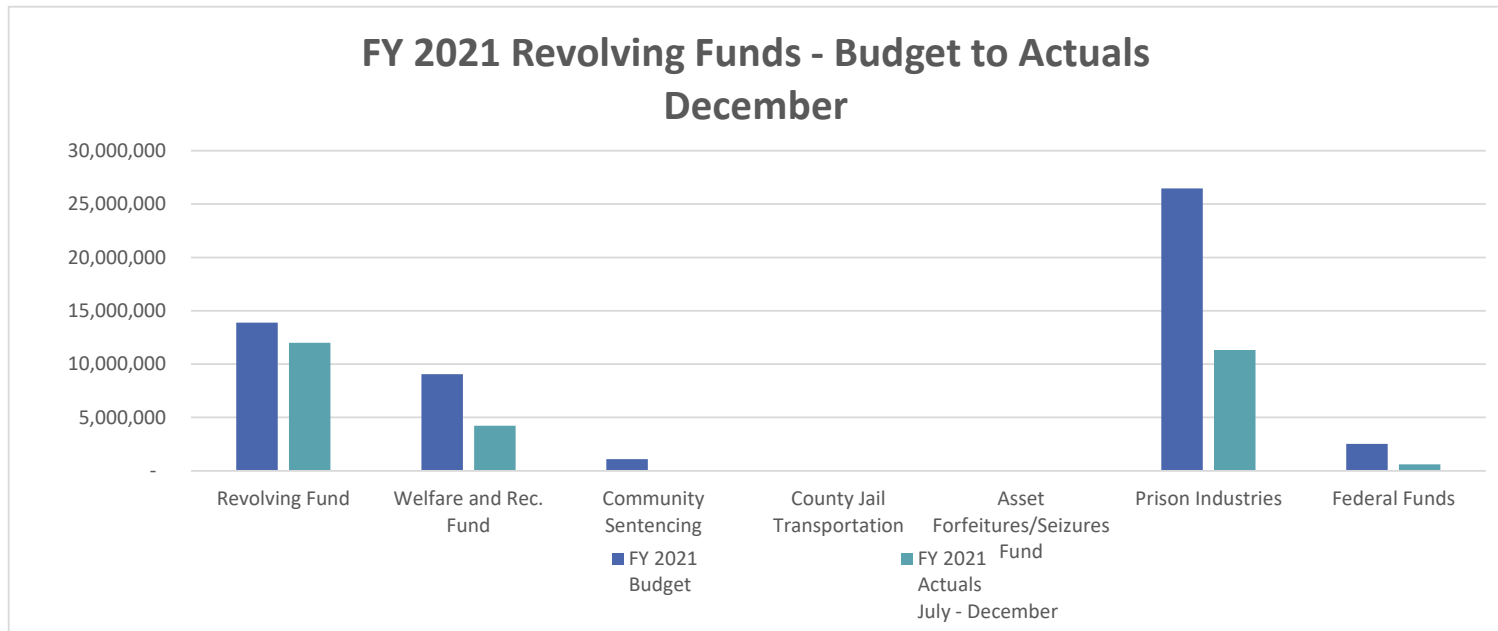
	Budget	December	Over/(Under)
Correctional Officers	1,806	1,588	(218)
Probation Officers	327	283	(44)
Medical	397	382	(15)
Other	1,864	1,846	(18)
<b>Total Staff</b>	<b>4,394</b>	<b>4,099</b>	<b>(295)</b>

## Three Year Expenditure Comparison

	FY 21 July - December	% Change from FY 20	FY 20 July - December	% Change from FY 19	FY 19 July - December
Salaries and Benefits					
Salaries	\$ 92,884,407	-2.40%	\$ 95,168,045	10.09%	\$ 86,444,914
Overtime	8,400,968	-12.07%	9,553,893	20.99%	7,896,329
Insurance	26,022,418	-1.28%	26,358,592	0.20%	26,306,389
Retirement	22,655,314	-2.86%	23,322,879	10.40%	21,125,340
Contract Beds	8,393	-30.29%	12,041	-30.60%	17,351
Private Prisons	31,468,482	-20.68%	39,673,223	-1.38%	40,230,019
Halfway Houses	980,200	-74.43%	3,834,004	-38.34%	6,218,411
Contracted County Jails	46,116	29.49%	35,613	0.00%	35,613
Jail Backup	4,272,107	113.48%	2,001,159	-38.47%	3,252,339
Jail Backup Transportation Reim	73,459	-49.43%	145,260	0.00%	
Medical Services	18,631,844	10.69%	16,832,255	9.57%	15,361,525
Hep C Treatment	1,651,931		5,475,557		-
Institutions	11,808,222	-4.51%	12,366,497	-1.86%	12,601,344
Probation and Parole	729,131	3.60%	703,818	1.37%	694,334
Community Corrections	922,705	-23.33%	1,203,409	-3.74%	1,250,151
Inmate Programs	1,314,527	-23.19%	1,711,417	-16.73%	2,055,260
Community Sentencing	745,854	-36.39%	1,172,469	9.09%	1,074,819
General Operations	7,555,009	30.63%	5,783,554	69.70%	3,408,131
NFCC Lease	6,000,000	9.09%	5,500,000	10.00%	5,000,000
Central Office Operations	489,113	-35.19%	754,720	18.14%	638,857
Divisional Operations	5,582,007	-14.22%	6,507,703	-3.00%	6,708,966
IT	3,574,969	4.55%	3,419,269	44.29%	2,369,657
Offender Management System	2,008,657		64,206		-
OCI / Agri-Services	5,766,977	-20.44%	7,248,716	7.40%	6,749,531
	<u>\$ 253,592,810</u>	<u>-5.67%</u>	<u>\$ 268,848,299</u>	<u>7.78%</u>	<u>\$ 249,439,280</u>

### Three Year Revolving Fund Comparison

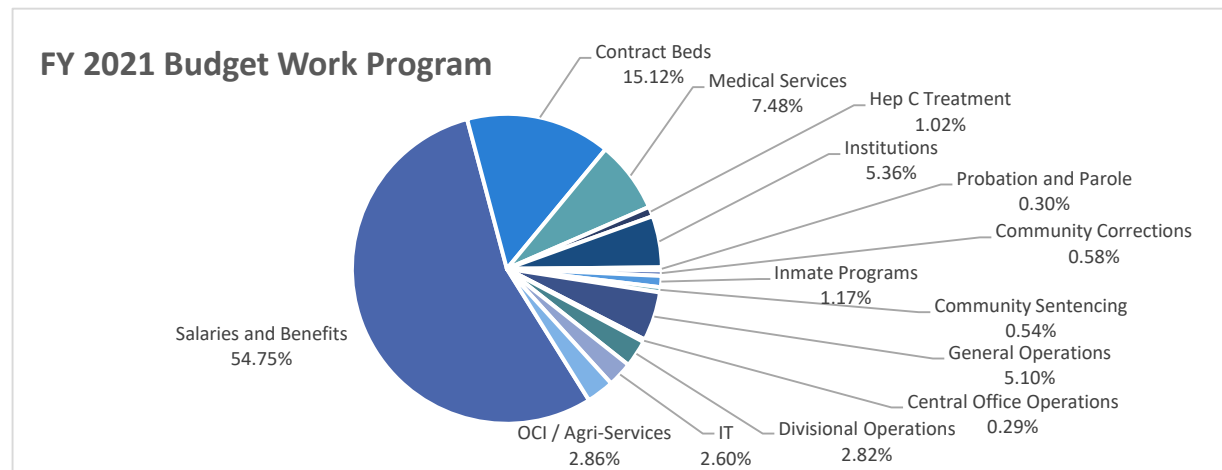
		FY 2021 Actuals	% Change from FY 20	FY 2020 Actuals	% Change from FY 19	FY 2019 Actuals
	FY 2021 Budget	July - December		July - December		July - December
200	Revolving Fund	13,893,991	83.24%	6,552,342	7.84%	6,075,951
205	Welfare and Rec. Fund	9,066,289	9.67%	3,852,933	0.26%	3,843,130
210	Community Sentencing	1,100,725	-23.01%	62,046	-30.93%	89,835
225	County Jail Transportation	-	-100.00%	1,000,000	0.00%	-
230	Asset Forfeitures/Seizures Fund	-	0.00%	-	0.00%	-
280	Prison Industries	26,473,847	-12.18%	12,882,600	-8.47%	14,074,295
410 & 430	Federal Funds	2,527,529	-50.86%	1,270,728	-13.09%	1,462,079
		<u>\$ 53,062,381</u>		<u>\$ 25,620,649</u>		<u>\$ 25,545,291</u>



## FY 2021 Budget Work Program

	Current Budget	Expenditures	Projected Expenditures	Trended Balance
Salaries and Benefits	\$ 320,791,924	\$ 149,963,107	\$ 164,256,817	\$ 6,572,000
Contract Beds	88,587,957	36,848,757	48,519,443	3,219,757
Medical Services	43,827,284	18,631,844	31,706,703	(6,511,263)
Hep C Treatment	6,000,000	1,651,931	4,348,069	-
Institutions	31,415,423	11,808,222	17,156,391	2,450,810
Probation and Parole	1,759,032	729,131	1,020,783	9,118
Community Corrections	3,425,282	922,705	1,422,577	1,080,000
Inmate Programs	6,827,437	1,314,527	4,182,910	1,330,000
Community Sentencing	3,192,915	745,854	1,387,720	1,059,341
General Operations	29,871,008	13,555,009	16,315,999	-
Central Office Operations	1,683,617	489,113	787,504	407,000
Divisional Operations	16,534,448	5,582,007	10,763,441	189,000
IT	15,240,913	5,583,626	9,657,287	-
OCI / Agri-Services	16,731,250	5,766,977	8,964,273	2,000,000
<b>Grand Total</b>	<b>\$ 585,888,490</b>	<b>\$ 253,592,810</b>	<b>\$ 320,489,917</b>	<b>\$ 11,805,763</b>

FY 2021 Budget Work Programs includes all funding sources.





**Oklahoma Department of Corrections**  
**Statement of Revenues, Expenditures and Changes in Fund Balances**  
**Non-Appropriated Funds**  
**July 1, 2020 through December 31, 2020**

		200 Fund	205 Fund	210 Fund	225 Fund	280 Fund	Funds
<b>Revenue</b>	<b>Revenues</b>						
<b>Code</b>	<b>Current:</b>						
428199	Disbursement Fees	\$ 6,588.09	\$ -	\$ -	\$ -	\$ -	\$ 6,588.09
433107	Sale of Contraband	29,459.45	-	-	-	-	29,459.45
433147	Bank Charge Back / Returned Check Fee	-	-	-	-	-	-
433199	Other Fines, Forfeits, Penalties (Admin. Fees, Inst. Debts)	71,461.95	-	47,769.83	-	-	119,231.78
441105	Interest on Investments	9,773.36	509.33	-	-	4,284.77	14,567.46
443103	Rent from Land & Buildings	14,411.27	-	-	-	-	14,411.27
451101	Insurance and Other Reimbursement for Damages	49,155.57	-	-	-	-	49,155.57
452005	Reimbursement for Administrative Expense (PPWP)	44,588.33	-	-	-	-	44,588.33
452117	Reimbursement of Data Processing Fees	-	-	-	-	-	-
453003	Reimbursement for Travel Expense	-	-	-	-	-	-
455201	Federal Reimbursements	-	-	-	-	-	-
456101	Federal Funds Rec'd from Non-Gov. Ag.	15,000.00	-	-	-	-	15,000.00
458101	Refunded Money Previously Disbursed - Goods & Services	16,294.47	-	-	-	-	16,294.47
458105	Reimbursement for Funds Expended (Refunds - Payroll Reim.)	460,289.86	-	-	-	-	460,289.86
459171	Program Income (Dog Programs)	3,836.71	-	-	-	-	3,836.71
459199	Other Grants, Refunds and Reimbursements (P-card Rebate)	20,041.71	-	-	-	-	20,041.71
471122	Farm Products General	-	-	-	-	5,458,486.79	5,458,486.79
473105	Charge for Service - (Water Treatment Plant)	13,886.58	-	-	-	-	13,886.58
473176	Laboratory and Medical Services	91,597.93	-	-	-	-	91,597.93
474105	Sale of Documents (Copies)	10,882.07	-	-	-	-	10,882.07
474131	Sale of Merchandise	-	-	-	-	5,811,807.43	5,811,807.43
474124	Canteen and Concession Income	-	4,225,162.88	-	-	-	4,225,162.88
478105	Registration Fees	-	-	-	-	-	-
479121	Paper & Other Recyclable Materials	-	-	-	-	-	-
479131	Notification of Confinement - Social Security Admin	13,798.03	-	-	-	-	13,798.03
481102	Contributions - Patients & Inmates	9,481.43	-	-	-	-	9,481.43
481121	Probation & Parole Fees, DNA Fees, GPS Fees, Restitution Fees	1,520,828.44	-	-	-	-	1,520,828.44
482101	Deposits by Patients and Offenders (Program Fees - Work Release)	779,851.30	-	-	-	39,443.17	819,294.47
483607	Sale of Salvage	11,689.47	-	-	-	-	11,689.47
488191	Purchase Card Refunds	-	-	-	-	-	-
	<b>Total Revenues</b>	<b>3,192,916.02</b>	<b>4,225,672.21</b>	<b>47,769.83</b>	<b>-</b>	<b>11,314,022.16</b>	<b>18,780,380.22</b>
<b>Account</b>	<b>Expenditures</b>						
<b>Code</b>	<b>Current:</b>						
11,12,13	Payroll	53,117.14	-	-	-	4,021,020.24	4,074,137.38
15	Professional Services	2,532,162.99	1,309,945.66	2,061.00	-	226,561.87	4,070,731.52
21, 22	Travel	16,095.47	109,907.24	2,119.99	-	14,727.02	142,849.72
31	Misc. Admin. Expenses	21,737.59	279,523.75	124.12	-	354,837.94	656,223.40
32	Rent	84,247.75	91,574.43	-	-	110,077.67	285,899.85
33	Maintenance and Repair	705,460.39	485,525.04	-	-	704,621.54	1,895,606.97
34	Specialized Supplies and Materials	1,079,480.61	346,206.49	3,274.85	-	152,932.52	1,581,894.47
35	Production, Safety and Security	10,733.26	11,698.97	-	-	169,223.13	191,655.36
36	General Operating Expenses	8,956.07	123,954.71	-	-	37,486.77	170,397.55
37	Shop Expense	63,157.83	81,731.77	-	-	488,434.17	633,323.77
41	Furniture and Equipment	219,087.89	254,012.29	-	-	252,361.25	725,461.43
42	Library Equipment and Resources	-	39,077.20	-	-	839.43	39,916.63
43	Lease Purchases	-	-	-	-	-	-
44	Livestock and Poultry	-	-	-	-	-	-
45	Land and Right-of-way	-	-	-	-	-	-
46, 47	Building, Construction and Renovation	21,356.34	-	-	-	9,018.60	30,374.94
48	Debt Service	-	-	-	-	-	-
51	Inmate Pay and Health Services	11,654.83	1,311,440.83	-	-	770,899.85	2,093,995.51
52	Tuitions, Awards and Incentives	-	1,175.36	-	-	115.00	1,290.36
53	Refunds and Restitutions	20,205.08	-	-	-	115.80	20,320.88
54	Jail Backup, County Jails and Other	39,526.00	-	-	81,656.70	-	121,182.70
55	Payment to Gov. Sub-Division	-	-	-	-	-	-
59	Assistance Payments to Agencies	-	-	-	-	-	-
61	Loans, Taxes and other Disbursements	-	-	-	-	50.00	50.00
62	Transfers - Out Sourced Health Care	(419,551.82)	-	-	-	-	(419,551.82)
64	Merchandise for Resale	3,095.17	-	-	-	5,445,174.51	5,448,269.68
	<b>Total Expenditures</b>	<b>4,470,522.59</b>	<b>4,445,773.74</b>	<b>7,579.96</b>	<b>81,656.70</b>	<b>12,758,497.31</b>	<b>21,764,030.30</b>
	<b>Excess of Revenues Over (Under) Expenditures</b>	<b>(1,277,606.57)</b>	<b>(220,101.53)</b>	<b>40,189.87</b>	<b>(81,656.70)</b>	<b>(1,444,475.15)</b>	<b>(2,983,650.08)</b>
	<b>Cash</b>						
	Beginning Cash Balance	9,626,488.59	1,047,461.43	1,121,504.27	765,707.66	6,866,701.62	19,427,863.57
	Revenue Received this Year	3,192,916.02	4,225,672.21	47,769.83	-	11,314,022.16	18,780,380.22
	Expenditures made this Year	(4,470,522.59)	(4,445,773.74)	(7,579.96)	(81,656.70)	(12,758,497.31)	(21,764,030.30)
	Beginning Change in Liabilities	(188,180.58)	(1,974.51)	-	-	(69,768.08)	(259,923.17)
	Transfers (Cares Act Funds)	8,813,510.97	-	-	-	-	8,813,510.97
	Adjustments	-	-	-	-	-	-
	<b>Ending Cash Balance</b>	<b>\$ 16,974,212.41</b>	<b>\$ 825,385.39</b>	<b>\$ 1,161,694.14</b>	<b>\$ 684,050.96</b>	<b>\$ 5,352,458.39</b>	<b>\$ 24,997,801.29</b>

**Oklahoma Department of Corrections**  
*Statement of Revenues, Expenditures and Changes in Fund Balances*  
*Non-Appropriated Funds*  
*For the Month of December 2020*

Revenue Code	Revenues	200 Fund	205 Fund	210 Fund	225 Fund	280 Fund	Funds
428199	Disbursement Fees	\$ 1,227.35	\$ -	\$ -	\$ -	\$ -	\$ 1,227.35
433107	Sale of Contraband	\$ -	\$ -	\$ -	\$ -	\$ -	\$ -
433147	Bank Charge Back / Returned Check Fee	\$ -	\$ -	\$ -	\$ -	\$ -	\$ -
433199	Other Fines, Forfeits, Penalties (Admin. Fees, Inst. Debts)	\$ 14,374.41	\$ -	\$ 10,834.80	\$ -	\$ -	\$ 25,209.21
441105	Interest on Investments	\$ 9,773.36	\$ 509.33	\$ -	\$ -	\$ 4,284.77	\$ 14,567.46
443103	Rent from Land & Buildings	\$ 1,931.20	\$ -	\$ -	\$ -	\$ -	\$ 1,931.20
451101	Insurance and Other Reimbursement for Damages	\$ 118.98	\$ -	\$ -	\$ -	\$ -	\$ 118.98
452005	Reimbursement for Administrative Expense (PPWP)	\$ 11,743.19	\$ -	\$ -	\$ -	\$ -	\$ 11,743.19
452117	Reimbursement of Data Processing Fees	\$ -	\$ -	\$ -	\$ -	\$ -	\$ -
453003	Reimbursement for Travel Expense	\$ -	\$ -	\$ -	\$ -	\$ -	\$ -
455201	Federal Reimbursements	\$ -	\$ -	\$ -	\$ -	\$ -	\$ -
456101	Federal Funds Rec'd from Non-Gov. Ag.	\$ 15,000.00	\$ -	\$ -	\$ -	\$ -	\$ 15,000.00
458101	Refunded Money Previously Disbursed - Goods & Services	\$ 10,421.71	\$ -	\$ -	\$ -	\$ -	\$ 10,421.71
458105	Reimbursement for Funds Expended (Refunds - Payroll Reim.)	\$ 444,553.36	\$ -	\$ -	\$ -	\$ -	\$ 444,553.36
459171	Program Income (Dog Programs)	\$ 25.00	\$ -	\$ -	\$ -	\$ -	\$ 25.00
459199	Other Grants, Refunds and Reimbursements (P-card Rebate)	\$ -	\$ -	\$ -	\$ -	\$ -	\$ -
471122	Farm Products General	\$ -	\$ -	\$ -	\$ -	\$ 953,738.15	\$ 953,738.15
473105	Charge for Service - (Water Treatment Plant)	\$ -	\$ -	\$ -	\$ -	\$ -	\$ -
473176	Laboratory and Medical Services	\$ 19,423.42	\$ -	\$ -	\$ -	\$ -	\$ 19,423.42
474105	Sale of Documents (Copies)	\$ 2,022.25	\$ -	\$ -	\$ -	\$ -	\$ 2,022.25
474131	Sale of Merchandise	\$ -	\$ -	\$ -	\$ -	\$ 690,666.18	\$ 690,666.18
474124	Canteen and Concession Income	\$ -	\$ 292,621.57	\$ -	\$ -	\$ -	\$ 292,621.57
478105	Registration Fees	\$ -	\$ -	\$ -	\$ -	\$ -	\$ -
479121	Paper & Other Recyclable Materials	\$ -	\$ -	\$ -	\$ -	\$ -	\$ -
479131	Notification of Confinement - Social Security Admin	\$ 1,798.03	\$ -	\$ -	\$ -	\$ -	\$ 1,798.03
481102	Contributions - Patients & Inmates	\$ 1,188.35	\$ -	\$ -	\$ -	\$ -	\$ 1,188.35
481121	Probation & Parole Fees, DNA Fees, GPS Fees, Restitution Fees	\$ 305,374.81	\$ -	\$ -	\$ -	\$ -	\$ 305,374.81
482101	Deposits by Patients and Offenders (Program Fees - Work Release)	\$ 202,639.68	\$ -	\$ -	\$ -	\$ 14,531.47	\$ 217,171.15
483607	Sale of Salvage	\$ -	\$ -	\$ -	\$ -	\$ -	\$ -
488191	Purchase Card Refunds	\$ -	\$ -	\$ -	\$ -	\$ -	\$ -
<b>Total Expenditures</b>		<b>1,041,615.10</b>	<b>293,130.90</b>	<b>10,834.80</b>	<b>-</b>	<b>1,663,220.57</b>	<b>3,008,801.37</b>
<b>Excess of Revenues Over (Under) Expenditures</b>		<b>(1,041,615.10)</b>	<b>(293,130.90)</b>	<b>(10,834.80)</b>	<b>-</b>	<b>(1,663,220.57)</b>	<b>(3,008,801.37)</b>
Account Code	Expenditures						
11,12,13	Payroll	5,886.19	-	-	-	683,175.66	689,061.85
15	Professional Services	395,955.22	108,240.00	419.00	-	31,508.69	536,122.91
21, 22	Travel	3,145.21	4,096.50	1,960.00	-	3,636.73	12,838.44
31	Misc. Admin. Expenses	2,664.10	40,765.31	-	-	66,148.73	109,578.14
32	Rent	10,657.78	11,899.00	-	-	83,752.11	106,308.89
33	Maintenance and Repair	263,049.28	30,390.41	-	-	71,330.39	364,770.08
34	Specialized Supplies and Materials	31,269.05	11,696.32	-	-	22,763.76	65,729.13
35	Production, Safety and Security	3,188.46	457.33	-	-	22,555.61	26,201.40
36	General Operating Expenses	1,756.60	3,067.48	-	-	5,247.33	10,071.41
37	Shop Expense	13,018.74	178.97	-	-	91,854.05	105,051.76
41	Furniture and Equipment	-	10,942.84	-	-	46,957.91	57,900.75
42	Library Equipment and Resources	-	-	-	-	762.00	762.00
43	Lease Purchases	-	-	-	-	-	-
44	Livestock and Poultry	-	-	-	-	-	-
45	Land and Right-of-way	-	-	-	-	-	-
46, 47	Building, Construction and Renovation	-	-	-	-	-	-
48	Debt Service	-	-	-	-	-	-
51	Inmate Pay and Health Services	3,902.85	228,013.10	-	-	13,265.96	245,181.91
52	Tuitions, Awards and Incentives	-	-	-	-	-	-
53	Refunds and Restitutions	-	-	-	-	-	-
54	Jail Backup, County Jails and Other	39,226.00	-	-	28,294.62	-	67,520.62
55	Payment to Gov. Sub-Division	-	-	-	-	-	-
59	Assistance Payments to Agencies	-	-	-	-	-	-
61	Loans, Taxes and other Disbursements	-	-	-	-	-	-
62	Transfers - Out Sourced Health Care	75,382.47	-	-	-	-	75,382.47
64	Merchandise for Resale	971.74	-	-	-	967,911.44	968,883.18
<b>Total Expenditures</b>		<b>850,073.69</b>	<b>449,747.26</b>	<b>2,379.00</b>	<b>28,294.62</b>	<b>2,110,870.37</b>	<b>3,441,364.94</b>
<b>Excess of Revenues Over (Under) Expenditures</b>		<b>191,541.41</b>	<b>(156,616.36)</b>	<b>8,455.80</b>	<b>(28,294.62)</b>	<b>(447,649.80)</b>	<b>(432,563.57)</b>
<b>Cash</b>							
Beginning Cash Balance		13,990,578.48	989,907.63	1,153,238.34	712,345.58	6,154,395.52	23,000,465.55
Revenue Received this Month		1,041,615.10	293,130.90	10,834.80	-	1,663,220.57	3,008,801.37
Expenditures made this Month		(850,073.69)	(449,747.26)	(2,379.00)	(28,294.62)	(2,110,870.37)	(3,441,364.94)
Beginning Change in Liabilities		(13,748.55)	(7,905.88)	-	-	(354,287.33)	(375,941.76)
Transfers		2,805,841.07	-	-	-	-	2,805,841.07
Adjustments		-	-	-	-	-	-
<b>Ending Cash Balance</b>		<b>\$ 16,974,212.41</b>	<b>\$ 825,385.39</b>	<b>\$ 1,161,694.14</b>	<b>\$ 684,050.96</b>	<b>\$ 5,352,458.39</b>	<b>\$ 24,997,801.29</b>

**Oklahoma Department of Corrections**  
*Statement of Revenues, Expenditures and Changes in Fund Balances*  
*Federal Funding*  
*July 1, 2020 through December 31, 2020*

Revenue	Revenues	410 Fund	430 Fund	Funds
<u>Code</u>	Current:			
556	Federal Funds Rec'd from Non-Gov. Ag.	\$ 266,245.32	\$ -	\$ 266,245.32
561	Private Grants and Donations for Opns.	-	358,232.24	358,232.24
581	Reimbursements	-	-	-
	<i>Total Revenues</i>	<u>266,245.32</u>	<u>358,232.24</u>	<u>624,477.56</u>
<u>Account</u>	<b>Expenditures</b>			
<u>Code</u>	Current:			
11,12,13	Payroll	115,724.42	59,654.85	175,379.27
15	Professional Services	-	101,784.92	101,784.92
21, 22	Travel	4,375.00	-	4,375.00
31	Misc. Admin. Expenses	-	-	-
32	Rent	8,155.83	-	8,155.83
33	Maintenance and Repair	7,781.56	25,080.00	32,861.56
34	Specialized Supplies and Materials	-	-	-
35	Production, Safety and Security	-	-	-
36	General Operating Expenses	41,737.49	-	41,737.49
37	Shop Expense	-	4,177.50	4,177.50
41	Furniture and Equipment	47,819.81	194,926.80	242,746.61
42	Library Equipment and Resources	-	-	-
43	Lease Purchases	-	-	-
44	Livestock and Poultry	-	-	-
45	Land and Right-of-way	-	-	-
46	Building, Construction and Renovation	-	-	-
48	Debt Service	-	-	-
51	Inmate Pay and Health Services	-	-	-
52	Tuitions, Awards and Incentives	-	-	-
53	Refunds and Restitutions	-	-	-
54	Jail Backup, County Jails and Other	-	-	-
55	Payment to Gov. Sub-Division	-	-	-
59	Assistance Payments to Agencies	-	-	-
61	Loans, Taxes and Other Disbursements	-	-	-
62	Transfers - Out Sourced Health Care	-	-	-
64	Merchandise for Resale	-	-	-
	<i>Total Expenditures</i>	<u>225,594.11</u>	<u>385,624.07</u>	<u>611,218.18</u>
	<i>Excess of Revenues Over</i>			
	<i>(Under) Expenditures</i>	<u>40,651.21</u>	<u>(27,391.83)</u>	<u>13,259.38</u>
	<b>Cash</b>			
	Beginning Cash Balance	209,851.66	161,922.57	371,774.23
	Revenue Received this Year	266,245.32	358,232.24	624,477.56
	Expenditures made this Year	(225,594.11)	(385,624.07)	(611,218.18)
	Beginning Change in Liabilities	-	-	-
	Transfers	-	-	-
	Adjustments	-	-	-
	<i>Ending Cash Balance</i>	<u>\$ 250,502.87</u>	<u>\$ 134,530.74</u>	<u>\$ 385,033.61</u>

**Oklahoma Department of Corrections**  
*Statement of Revenues, Expenditures and Changes in Fund Balances*  
*Federal Funding*  
*For the Month of December 2020*

		410 Fund	430 Fund	Funds
<b>Revenue Revenues</b>				
<u>Code</u>	Current:			
556	Federal Funds Rec'd from Non-Gov. Ag.	\$ -	\$ -	\$ -
561	Private Grants and Donations for Opns.	-	8,655.10	8,655.10
581	Reimbursements	-	-	-
<i>Total Revenues</i>		<u>-</u>	<u>8,655.10</u>	<u>8,655.10</u>
<b>Account Expenditures</b>				
<u>Code</u>	Current:			
11,12,13	Payroll	18,519.72	11,426.82	29,946.54
15	Professional Services	-	47,405.38	47,405.38
21, 22	Travel	945.00	-	945.00
31	Misc. Admin. Expenses	-	-	-
32	Rent	60.75	-	60.75
33	Maintenance and Repair	86.20	-	86.20
34	Specialized Supplies and Materials	-	-	-
35	Production, Safety and Security	-	-	-
36	General Operating Expenses	4,567.65	-	4,567.65
37	Shop Expense	-	-	-
41	Furniture and Equipment	-	-	-
42	Library Equipment and Resources	-	-	-
43	Lease Purchases	-	-	-
44	Livestock and Poultry	-	-	-
45	Land and Right-of-way	-	-	-
46	Building, Construction and Renovation	-	-	-
48	Debt Service	-	-	-
51	Inmate Pay and Health Services	-	-	-
52	Tuitions, Awards and Incentives	-	-	-
53	Refunds and Restitutions	-	-	-
54	Jail Backup, County Jails and Other	-	-	-
55	Payment to Gov. Sub-Division	-	-	-
59	Assistance Payments to Agencies	-	-	-
61	Loans, Taxes and Other Disbursements	-	-	-
62	Transfers - Out Sourced Health Care	-	-	-
64	Merchandise for Resale	-	-	-
<i>Total Expenditures</i>		<u>24,179.32</u>	<u>58,832.20</u>	<u>83,011.52</u>
<i>Excess of Revenues Over (Under) Expenditures</i>		<u>(24,179.32)</u>	<u>(50,177.10)</u>	<u>(74,356.42)</u>
<b>Cash</b>				
	Beginning Cash Balance	274,682.19	184,707.84	459,390.03
	Revenue Received this Month	-	8,655.10	8,655.10
	Expenditures made this Month	(24,179.32)	(58,832.20)	(83,011.52)
	Change in Liabilities	-	-	-
	Transfers	-	-	-
	Adjustments	-	-	-
	<i>Ending Cash Balance</i>	<u>\$ 250,502.87</u>	<u>\$ 134,530.74</u>	<u>\$ 385,033.61</u>

Oklahoma Department of Corrections  
**FY 2021 Appropriation for the Month of December 2020**

Account Code	Budgeted	Expenditures	Encumbered	Pre-Encumbered	Committed	Balance
11,12,13 Payroll, Insurance, FICA and Retirement	\$ 311,214,305.00	\$ 145,744,892.75	\$ 2,034,123.39	\$ -	\$ 147,779,016.14	\$ 163,435,288.86
15 Professional Services	99,651,878.00	39,656,361.89	54,287,138.16	516.00	93,944,016.05	5,707,861.95
17 Moving Expenses	-	-	-	-	-	-
19 Flexible Benefits	310,000.00	117,514.53	192,485.47	-	310,000.00	-
21, 22 Travel	451,757.00	117,917.29	186,656.11	-	304,573.40	147,183.60
31 Miscellaneous Administrative Expenses	16,089,692.00	5,169,813.01	10,229,102.69	1,246.00	15,400,161.70	689,530.30
32 Rent Expense	16,380,083.00	7,380,442.84	7,600,378.41	100,715.02	15,081,536.27	1,298,546.73
33 Maintenance & Repair Expense	7,077,358.90	2,121,579.60	1,464,032.68	902.20	3,586,514.48	3,490,844.42
34 Specialized Supplies and Materials	38,372,684.60	17,748,783.40	23,933,389.49	-	41,682,172.89	(3,309,488.29)
35 Production, Safety and Security	2,402,083.00	318,399.42	1,206,895.13	-	1,525,294.55	876,788.45
36 General Operating Expenses	620,707.00	205,090.48	52,241.30	-	257,331.78	363,375.22
37 Shop Supplies	5,256,743.50	662,677.04	1,716,290.01	-	2,378,967.05	2,877,776.45
41 Property Furniture and Equipment	3,113,703.00	3,509,074.75	856,836.28	-	4,365,911.03	(1,252,208.03)
42 Library Equipment and Resources	3,330.00	227.53	-	-	227.53	3,102.47
43 Lease Purchase	112,500.00	33,045.53	77,077.00	-	110,122.53	2,377.47
44 Live Stock – Poultry	-	-	-	-	-	-
45,46,47 Building Construction and Renovation	1,000.00	-	-	-	-	1,000.00
48 Bond Payment	12,106,252.00	6,682,197.68	5,251,840.48	-	11,934,038.16	172,213.84
49 Inter-Agency Payments	-	-	-	-	-	-
51 Inmate Pay and Health Services	1,200,000.00	270,185.20	563,984.83	-	834,170.03	365,829.97
52 Scholarships, Tuition and other incentives	2,500.00	-	-	-	-	2,500.00
53 Refunds, Indemnities, and Restitution	50,000.00	201,454.28	-	-	201,454.28	(151,454.28)
54 Jail Back Up and others	3,804,000.00	4,308,677.00	2,142,933.72	-	6,451,610.72	(2,647,610.72)
55,59 Assistance Payments to Agencies	-	-	-	-	-	-
60 Authority Orders	-	-	4,863,235.59	-	4,863,235.59	(4,863,235.59)
61 Loans, Taxes, and other Disbursements	2,670.00	1,123.14	741.47	-	1,864.61	805.39
62 Transfers – Inmate Medical Payments	12,889,000.00	4,340,556.47	4,659,443.53	-	9,000,000.00	3,889,000.00
64 Merchandise for Resale	-	-	-	-	-	-
TOTAL	\$ 531,112,247.00	\$ 238,590,013.83	\$ 121,318,825.74	\$ 103,379.22	\$ 360,012,218.79	\$ 171,100,028.21

Funding	Budgeted	Expenditures	Encumbered	Pre-Encumbered	Committed	Balance
10501 Duties	50,052,383.00	31,789,242.50	17,894,356.01	-	49,683,598.51	368,784.49
19003 Duties	3,052,677.00	3,052,677.00	-	-	3,052,677.00	-
19101 Duties	476,427,473.00	202,168,380.33	103,424,469.73	103,379.22	305,696,229.28	170,731,243.72
38301 Opioid Lawsuit Settlement Fund	1,579,714.00	1,579,714.00	-	-	1,579,714.00	-
TOTAL	\$ 531,112,247.00	\$ 238,590,013.83	\$ 121,318,825.74	\$ 103,379.22	\$ 360,012,218.79	\$ 171,100,028.21
					Remaining Payroll	163,435,288.86
						\$ 7,664,739.35

## Cost of Incarceration

### Statutory Requirement

Title 57 § 561.1 ¶ E.

“At the beginning of each fiscal year, the Department of Corrections shall determine the budgeted average daily cost per inmate. The budgeted average daily cost per inmate shall include all direct and indirect costs incurred by the Department. There shall be a separate computation of budgeted average daily cost for maximum security, medium security, minimum security, and community facilities. This information shall be presented to the State Board of Corrections for informational purposes only. After the close of each fiscal year, the Department shall determine the actual average daily cost per inmate for the operational costs at each major category of correctional facility. The actual average daily cost per inmate shall include all direct and indirect costs incurred by the Department. There shall be a separate computation of the average daily rate for maximum security, medium security, minimum security, and community facilities. The Department shall present to the Board of Corrections at its January meeting comparative data on budgeted daily cost versus actual daily cost, and, after appropriate review and analysis, the Board shall adopt as a final action of the Board an average daily cost per inmate by facility category for the immediately preceding fiscal year.”

<b>Public Only</b>				
<b>Facility Type</b>	<b>FY 2019 Actual</b>	<b>FY 2020 Budgeted</b>	<b>FY 2020 Actual</b>	<b>FY 2021 Budgeted</b>
Maximum Security	<b>\$90.48</b>	\$97.71	<b>\$108.17</b>	\$90.32
Medium Security – Combined Average	<b>\$52.35</b>	\$56.86	<b>\$61.71</b>	\$56.74
Minimum Security – Combined Average	<b>\$48.19</b>	\$53.30	<b>\$57.39</b>	\$53.39
Community Correction Centers - Average	<b>\$49.41</b>	\$54.46	<b>\$64.42</b>	\$53.20

## Mental Health Services Overview

Mental Health services are provided at all facilities by a staff of professional psychiatrists, advance practice psychiatric nurses, psychologists, social workers, and behavioral health clinicians. Mental Health provides constitutionally required care for inmates and encompasses the entire spectrum of care, including:

- screening/assessment
- crisis intervention
- medication management
- suicide prevention
- individual/group counseling
- co-occurring disorder treatment
- restrictive housing evaluations

Mental Health Services also provides intermediate and inpatient care at specialized housing units located at Joseph Harp Correctional Center and Mabel Bassett Correctional Center.

### Mental Health Unit

Inmates appropriate for placement in a Mental Health Unit (MHU) to receive inpatient care experience a substantial mental disorder of thought or mood which significantly impairs judgment, reasoning, behavior, capacity to recognize reality or cope with the ordinary demands of life within the prison environment. Often the mental disorder will cause the inmate to represent a substantial risk of physical harm to himself/herself, a substantial risk of physical harm to others, or an immediate risk of serious physical impairment or injury by being unable to provide for his/her basic physical needs.

### Intermediate Care Housing Unit

Inmates appropriate for placement in an Intermediate Care Housing Unit (ICHU) experience a substantial mental disorder of thought or mood which impairs his/her ability to function appropriately in general population without increased treatment services but is in need of a less structured level of care offered by an MHU.



### **Habilitation Program**

Inmates appropriate for placement in the Habilitation Program (HP) experience significant deficits in adaptive functioning due to an intellectual disability or cognitive impairment which impairs his/her ability to function appropriately in general population. As a result of these deficits, he or she may also present as a higher risk for assault and abuse and present with an inability to care for his or her basic needs without considerable assistance.

### **Mental Health Re-entry**

Mental health Services provide aftercare/re-entry referrals to appropriate agencies for inmates who discharge with mental health needs. Through a partnership with the Oklahoma Department of Mental Health and Substance Abuse Services, intensive re-entry services are provided for those inmates with serious mental illness.

