

Treasurer Todd Russ



OKLAHOMA  
State Treasurer

## TREASURER'S INVESTMENTS

---

### May 2026

#### Treasurer's Mission Statement

The mission of the Office of the State Treasurer is to serve the people of Oklahoma by providing sound banking and investment services, reuniting individuals and businesses with their unclaimed property, and promoting economic opportunities in a fiscally responsible and efficient manner while adhering to the highest professional and ethical standards.



**OKLAHOMA**  
State Treasurer

# Investment Outlook

May 2026

# Portfolio Performance

**May portfolio yielded 3.71%, up from 3.67% last year**, with a weighted average maturity of 771 days.

**Total assets under management of \$17.6 billion**, down \$98 million in comparison to May 2025.

Total portfolio contained:

- **68.5%** in U.S. Treasurys,
- **18.4%** in money market mutual funds,
- **11.0%** in mortgage-backed securities,
- **1.0%** in state and foreign bonds,
- **0.4%** in U.S. government agencies, and
- **0.7%** in certificates of deposit,

comprising the balance of funds invested.

“May’s portfolio performance reflected continued stability, with assets under management of \$17.6 billion and yields improving from one year ago. Rising Treasury yields and resilient equity markets reinforced the importance of maintaining a balanced and disciplined investment strategy.”

**STATE TREASURER**  
Todd Russ



# Portfolio Performance

<b>State Treasurer Investments</b>	\$ 11,702,328,484
<b>OK Invest - State Agency Balances</b>	\$ 4,032,980,760
<b>OCIA Legacy Fund</b>	\$ 1,194,737,367
<b>American Rescue Plan Investments</b>	\$ 583,984,954
<b>Maintenance &amp; Protection Fund</b>	\$ 124,133,625
<b>TOTAL FUNDS INVESTED</b>	<b>\$ 17,638,165,190</b>

Funds available for investment, at market value.



# Treasury curve flattens as markets weigh possible rate hike

**Treasury yields rose across most maturities in May, led by the front end and belly of the curve, as stronger-than-expected economic data and hawkish Federal Reserve communication prompted markets to begin pricing a possible rate hike.**

- 2-year Treasury yield ended the month at 4.00%, up 0.13% from April month-end, while the 5-year yield rose 0.14% to 4.14%.
- 10-year Treasury yield rose 0.65% to close at 4.44%, while the 30-year yield was little changed, up 0.06% to 4.97%.
- 3-month yield edged up 0.08% to 3.68%, anchored by the unchanged federal funds rate.
- The 2-year to 10-year spread narrowed from roughly 0.5% to 0.43%, flattening the curve as short and intermediate maturities led the move higher, reflecting rate-hike expectations rather than stronger near-term growth.

# Equity markets extend rally on AI strength and solid data

**Equity markets posted a second consecutive monthly gain in May. DJIA ▲ 2.78%, S&P ▲ 5.15% and Nasdaq ▲ 8.36% for the month.**

- The advance was again led by technology and AI-related names, supported by stronger than expected May payrolls and resilient corporate earnings, even as inflation accelerated.
- Year to date, the Dow was up 6.18%, the S&P 500 gained 10.73%, and the Nasdaq Composite advanced 16.05% through May month-end.
- The Dow closed the month at 51,032, the S&P 500 at 7,580, and the Nasdaq Composite at 26,973, with all three major indices building on April's rebound.

# Fed holds rates in Warsh's first meeting as new chair

**In Kevin Warsh's first meeting as chairman, the Federal Open Market Committee (FOMC) voted 12-0 on June 17, 2026, to hold the federal funds rate steady at 3.50% - 3.75%, citing elevated inflation amid higher energy prices tied to the conflict in the Middle East.**

- Warsh took the oath of office as Fed chairman on May 22 and was unanimously selected by the FOMC to lead it; his predecessor, Jerome Powell, remains a voting member of the Board of Governors.
- The post-meeting statement was cut to roughly 130 words from 341 in April and removed prior language signaling a bias toward future rate cuts, consistent with Warsh's preference for less forward guidance.
- The updated dot plot erased the single rate cut projected in March, with the median forecast now showing the funds rate ending 2026 at 3.8%, about a quarter point above the current range; nine of eighteen participants projected a hike this year. Warsh declined to submit his own projection.
- Warsh said the Committee's commitment to restore 2% inflation is “strong, unanimous, and unambiguous” and announced five task forces to review Fed operations, including communications and the balance sheet.

# Job growth tops forecasts in strongest stretch in two years

**According to the Bureau of Labor Statistics (BLS), nonfarm payroll employment increased by 172,000 in May, and upward revisions to prior months marked the strongest three-month advance in more than two years.**

- The unemployment rate was unchanged at 4.3%, with the number of unemployed people little changed at 7.3 million.
- Job gains were concentrated in leisure and hospitality +70,000, local government +55,000, and health care +35,000, while financial activities declined (-22,000).
- March payrolls were revised up by 29,000 to +214,000 and April payrolls were revised up by 64,000 to +179,000, a combined upward revision of 93,000.
- Average hourly earnings rose 0.3% month over month to \$37.53 and 3.4% year over year, while the labor force participation rate held at 61.8%.

# Inflation climbs to a three-year high as energy costs surge

**The Consumer Price Index rose 4.2% YOY in May, up from 3.8% in April, the largest 12-month advance since early 2023, according to the Bureau of Labor Statistics (BLS).**

- On a monthly basis, the all-items index rose 0.5% after increasing 0.6% in April, with energy accounting for over sixty percent of the increase as the energy index rose 3.9% and is up 23.5% from one year ago.
- The Core CPI, which excludes food and energy, rose 0.2% from April and increased to 2.9% year over year, up from 2.8% in April.
- The food index rose 0.2% over the month as food at home edged up 0.1%, while shelter costs increased 0.3%.
- Indexes for communication, airline fares, medical care, personal care, and recreation increased over the month, keeping inflation pressures well above the Federal Reserve's 2% target.

# Producer prices post largest annual increase since 2022

**The Producer Price Index for final demand rose 1.1% month over month in May, matching April's revised gain, and increased 6.5% year over year, the largest 12-month rise since November 2022, according to the Bureau of Labor Statistics (BLS).**

- Nearly 80% of the May advance was attributable to a 2.8% increase in prices for final demand goods, while prices for final demand services moved up 0.3%.
- The index for final demand less foods, energy, and trade services rose 0.8% during the month, the largest advance since March 2022.
- On a 12-month basis, the index for final demand less foods, energy, and trade services moved up 5.1%, the largest rise since October 2022.

# Retail sales accelerate as consumer spending stays resilient

**Retail sales rose for a fourth straight month in May. According to the U.S. Census Bureau, advance estimates of retail and food services sales totaled \$763.7 billion, up 0.9% from April 2026 and up 6.9% from May 2025.**

- April 2026 sales were revised to \$757.0 billion, reflecting a 0.4% gain from the prior month.
- Retail trade sales rose 1.0% month over month and 7.5% year over year, with gains in 11 of 13 categories, up from eight in April.
- Nonstore retailers posted strong year over year growth of 12.2%, while food services and drinking places rose 2.7% from May 2025.
- Receipts at gas stations led the monthly advance as the conflict kept gasoline prices elevated, while sales at sporting goods, online merchants, and health and personal care stores also rose.

# Existing home sales rise to highest level since December

**The housing sector gained momentum in May. According to the National Association of Realtors, existing home sales rose 3.2% month over month and year over year to a seasonally adjusted annual rate of 4.17 million units, the highest level since December.**

- Unsold inventory rose 3.3% to 1.55 million units, representing 4.5 months of supply.
- The median existing-home sales price increased 1.3% from one year ago to \$429,300, a record high for the month of May.
- Sales increased month over month in the Northeast, Midwest, and South and were unchanged in the West, with mortgage rates below year-ago levels supporting activity.

# Q1 GDP revised down to 1.6% as inflation pressures persist

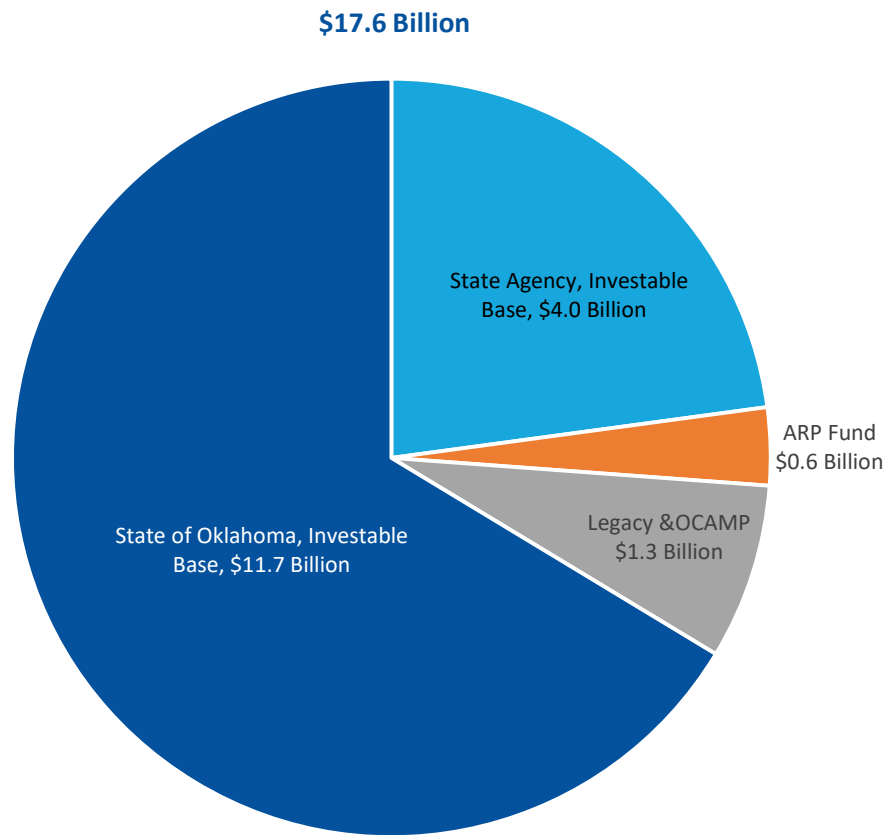
**Real GDP increased at an annualized rate of 1.6% in the first quarter of 2026, according to the second estimate released by the U.S. Bureau of Economic Analysis, a downward revision of 0.4% from the advance estimate but still an acceleration from the 0.5% pace recorded in the fourth quarter of 2025.**

- The downward revision primarily reflected lower estimates of investment and consumer spending.
- Real final sales to private domestic purchasers, the sum of consumer spending and gross private fixed investment, increased 2.4% in the first quarter.
- The PCE price index rose 4.5% in the first quarter, the same as previously estimated, while the PCE price index excluding food and energy rose 4.4%, revised up 0.1%, signaling continued inflationary pressures alongside firmer growth.



**OKLAHOMA**  
State Treasurer

Office of the State Treasurer  
Distribution of Assets Under Management  
May 31, 2026





Office of the State Treasurer  
 Portfolio Composition  
 May 31, 2026

Asset Category	Face Amount/ Shares	Market Value	Book Value	% of Portfolio	YTM @ Cost	Weighted Average Maturity
Certificate of Deposit-IntraFi	121,664,000	121,664,000	121,664,000	0.7	3.72%	421
Foreign Bonds	150,000,000	149,841,408	150,000,000	0.8	4.92%	638
Money Market - General Funds	1,365,026,713	1,365,026,713	1,365,026,713	7.7	3.53%	1
Money Market - ARP Investment	583,984,954	583,984,954	583,984,954	3.3	3.51%	1
Money Market - Legacy Fund	1,194,737,367	1,194,737,367	1,194,737,367	6.7	3.53%	1
Adv. Now-OCAMP Fund	124,133,625	124,133,625	124,133,625	0.7	3.65%	1
State Bond Issues	30,000,000	30,000,000	30,000,000	0.2	4.02%	1,949
US Agency - MBS	1,964,609,100	1,777,273,243	1,965,071,045	11.0	1.89%	2,061
US Agency Bonds	75,000,000	74,892,152	74,966,064	0.4	3.32%	78
US Treasury Bonds / Notes	12,425,000,000	12,216,611,728	12,229,433,114	68.5	4.04%	776
<b>Total / Average</b>	<b>18,034,155,759</b>	<b>17,638,165,190</b>	<b>17,839,016,882</b>	<b>100.0</b>	<b>3.71%</b>	<b>771</b>

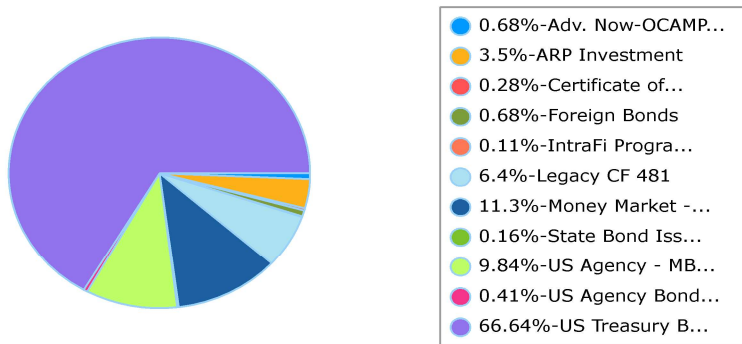


Office of the State Treasurer  
 Distribution by Asset Category - Market Value  
 Report Group: Monthly Investment Report

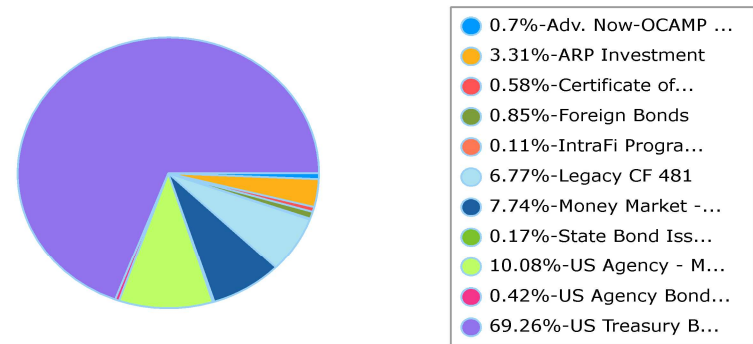
Begin Date: 4/30/2026, End Date: 5/31/2026

Asset Category	Market Value 4/30/2026	% of Portfolio 4/30/2026	Market Value 5/31/2026	% of Portfolio 5/31/2026
Certificate of Deposit-IntraFi	71,664,000	0.4	121,664,000	0.7
Foreign Bonds	124,916,923	0.7	149,841,408	0.8
Money Market - General Funds	2,072,090,012	11.3	1,365,026,713	7.7
Money Market - ARP Investment	641,430,579	3.5	583,984,954	3.3
Money Market - Legacy Fund	1,173,561,039	6.4	1,194,737,367	6.8
Adv. Now-OCAMP Fund	124,121,250	0.7	124,133,625	0.7
State Bond Issues	30,000,000	0.2	30,000,000	0.2
US Agency - MBS	1,803,049,138	9.8	1,777,273,243	10.1
US Agency Bonds	74,849,512	0.4	74,892,152	0.4
US Treasury Bonds / Notes	12,215,231,991	66.6	12,216,611,728	69.3
<b>Total / Average</b>	<b>18,330,914,444</b>	<b>100.0</b>	<b>17,638,165,190</b>	<b>100.0</b>

Portfolio Holdings as of 4/30/2026



Portfolio Holdings as of 5/31/2026





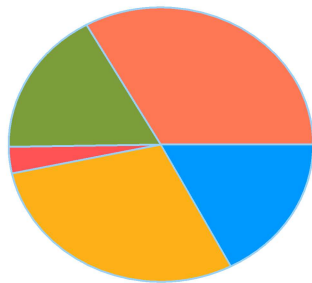
Office of the State Treasurer  
 Distribution by Issuer - Market Value  
 Report Group: Money Market

Begin Date: 4/30/2026, End Date: 5/31/2026

Issuer Allocation

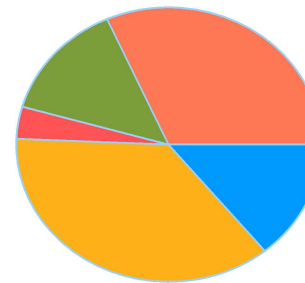
Issuer	Market Value 4/30/2026	% of Portfolio 4/30/2026	Market Value 5/31/2026	% of Portfolio 5/31/2026
AIM Invesco	697,182,210	17.4	460,732,385	14.1
FederatedHermes	1,173,561,039	29.3	1,194,737,367	36.6
First United Bank DDA	124,121,250	3.1	124,133,625	3.8
Goldman Sachs	687,740,901	17.1	455,468,368	13.9
JPMorgan	1,328,425,444	33.12	1,032,596,370	31.60
Northern Trust	172,035	0.00	214,544	0.01
<b>Total / Average</b>	<b>4,011,202,879</b>	<b>100.0</b>	<b>3,267,882,659</b>	<b>100.0</b>

Portfolio Holdings as of 4/30/2026



- 17.38%-AIM Invesco
- 29.26%-FederatedHerm...
- 3.09%-First United B...
- 17.15%-Goldman Sachs
- 33.12%-JPMorgan
- 0%-Northern Trust

Portfolio Holdings as of 5/31/2026



- 14.1%-AIM Invesco
- 36.56%-FederatedHerm...
- 3.8%-First United Ba...
- 13.94%-Goldman Sachs
- 31.6%-JPMorgan
- 0.01%-Northern Trust

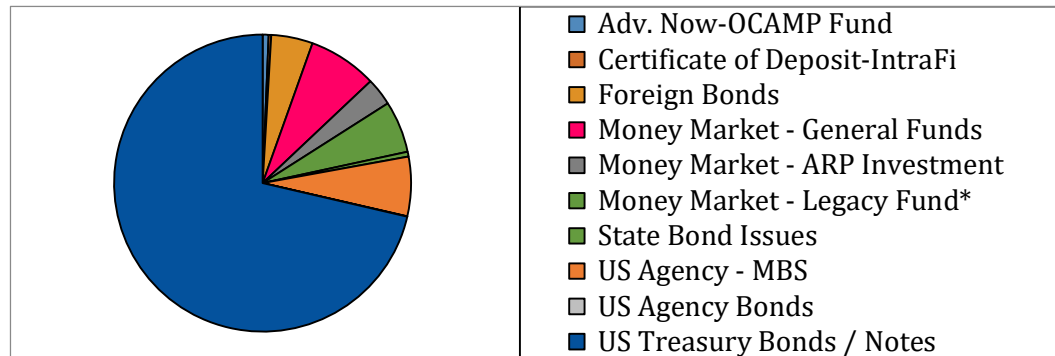


Office of the State Treasurer  
 Earnings by Asset Category  
 May 31, 2026

Asset Category	YTM @ Cost	Interest Earned Net of Amortization/ Accretion	Realized Gain/Loss	Total Earnings
Adv. Now-OCAMP Fund	3.65%	383,625	-	383,625
Certificate of Deposit-IntraFi	3.72%	162,989	-	162,989
Foreign Bonds	4.92%	2,709,851	-	2,709,851
Money Market - General Funds	3.53%	4,472,221	-	4,472,221
Money Market - ARP Investment	3.65%	1,790,961	-	1,790,961
Money Market - Legacy Fund*	3.53%	3,366,266	-	3,366,266
State Bond Issues	4.02%	301,250	-	301,250
US Agency - MBS	1.86%	3,862,471	(1,935)	3,860,536
US Agency Bonds	3.32%	13,851	-	13,851
US Treasury Bonds / Notes	4.04%	42,531,626	-	42,531,626
Link Deposit (not active)		-		-
<b>Total or Average</b>	3.72%	59,595,111	(1,935)	59,593,176

\* Legacy Fund Interest was net of admin fees and lagged one month

Total Earnings as of 5/31/2026





Office of the State Treasurer  
 Investment Activity  
 May 31, 2026

Description	CUSIP	Broker/ Dealer	Trade Date	Settlement Date	YTM @ Cost	Par	Principal	Price	Interest	Total
<b>Buy</b>										
Israel State 4.68 5/1/2029	46515DRV6	Israel State	5/1/2026	5/1/2026	4.680	25,000,000	25,000,000	100.000	0	25,000,000
T-Note 3.625 10/31/2030	91282CPD7	Jefferies & Co	5/28/2026	5/29/2026	4.145	25,000,000	24,479,492	97.918	71,416	24,550,909
T-Note 3.625 10/31/2030	91282CPD7	Jefferies & Co	5/7/2026	5/8/2026	3.964	25,000,000	24,655,273	98.621	19,701	24,674,975
T-Note 3.625 10/31/2030	91282CPD7	Mizuho Securities	5/6/2026	5/7/2026	3.990	25,000,000	24,628,906	98.516	17,238	24,646,145
T-Note 3.625 9/30/2031	91282CLM1	Mizuho Securities	5/28/2026	5/29/2026	4.190	25,000,000	24,330,078	97.320	146,089	24,476,168
T-Note 3.625 9/30/2031	91282CLM1	Morgan Stanley	5/7/2026	5/8/2026	4.024	25,000,000	24,519,531	98.078	94,092	24,613,623
T-Note 3.625 9/30/2031	91282CLM1	RBC	5/6/2026	5/7/2026	4.049	25,000,000	24,489,258	97.957	91,615	24,580,873
T-Note 3.75 8/31/2031	91282CLJ8	RBC	5/28/2026	5/29/2026	4.191	25,000,000	24,483,398	97.934	229,280	24,712,678
T-Note 3.75 8/31/2031	91282CLJ8	TD Securities	5/7/2026	5/8/2026	4.019	25,000,000	24,680,664	98.723	175,781	24,856,445
T-Note 3.75 8/31/2031	91282CLJ8	Cantor Fitzgerald	5/6/2026	5/7/2026	4.046	25,000,000	24,648,438	98.594	173,234	24,821,671
T-Note 3.875 7/31/2030	91282CNN7	Morgan Stanley	5/7/2026	5/8/2026	3.950	25,000,000	24,926,758	99.707	259,582	25,186,340
T-Note 3.875 7/31/2030	91282CNN7	Stifel Nicolaus	5/6/2026	5/7/2026	3.973	25,000,000	24,904,297	99.617	256,906	25,161,203
						300,000,000	295,746,094		1,534,936	297,281,029
<b>Matured</b>										
T-Note 2.125 5/31/2026	9128286X3	UMB Bank	5/31/2026	5/31/2026	0.000	25,000,000	25,000,000	0.000	0	25,000,000
T-Note 2.125 5/31/2026	9128286X3	UMB Bank	5/31/2026	5/31/2026	0.000	25,000,000	25,000,000	0.000	0	25,000,000
T-Note 2.125 5/31/2026	9128286X3	Stifel Nicolaus	5/31/2026	5/31/2026	0.000	25,000,000	25,000,000	0.000	0	25,000,000
T-Note 2.125 5/31/2026	9128286X3	UMB Bank	5/31/2026	5/31/2026	0.000	25,000,000	25,000,000	0.000	0	25,000,000
T-Note 2.125 5/31/2026	9128286X3	Bank of Oklahoma	5/31/2026	5/31/2026	0.000	25,000,000	25,000,000	0.000	0	25,000,000
T-Note 2.125 5/31/2026	9128286X3	BofA Securities	5/31/2026	5/31/2026	0.000	25,000,000	25,000,000	0.000	0	25,000,000
T-Note 2.125 5/31/2026	9128286X3	UMB Bank	5/31/2026	5/31/2026	0.000	25,000,000	25,000,000	0.000	0	25,000,000
T-Note 2.125 5/31/2026	9128286X3	Hilltop	5/31/2026	5/31/2026	0.000	25,000,000	25,000,000	0.000	0	25,000,000
T-Note 2.125 5/31/2026	9128286X3	Bank of Oklahoma	5/31/2026	5/31/2026	0.000	25,000,000	25,000,000	0.000	0	25,000,000
T-Note 2.125 5/31/2026	9128286X3	Bank of Oklahoma	5/31/2026	5/31/2026	0.000	25,000,000	25,000,000	0.000	0	25,000,000
						250,000,000	250,000,000		0	250,000,000
						50,000,000	45,746,094		1,534,936	47,281,029
<b>Net Change in Investments (Buy &amp; Matured/Sell)</b>										





Office of the State Treasurer  
 Transactions by Broker  
 May 31, 2026

Description	CUSIP	Action	Asset Category	Settlement Date	Maturity Date	YTM @ Cost	Par	Principal	Price	Interest	Total
Cantor Fitzgerald											
T-Note 3.75 8/31/2031	91282CLJ8	Buy	US Treasury Bonds / Notes	5/7/2026	8/31/2031	4.046	25,000,000	24,648,438	98.594	173,234	24,821,671.20
							25,000,000	24,648,438		173,234	24,821,671.20
Jefferies & Co											
T-Note 3.625 10/31/2030	91282CPD7	Buy	US Treasury Bonds / Notes	5/29/2026	10/31/2030	4.145	25,000,000	24,479,492	97.918	71,416	24,550,908.63
T-Note 3.625 10/31/2030	91282CPD7	Buy	US Treasury Bonds / Notes	5/8/2026	10/31/2030	3.964	25,000,000	24,655,273	98.621	19,701	24,674,974.53
							50,000,000	49,134,766		91,118	49,225,883
Mizuho Securities											
T-Note 3.625 10/31/2030	91282CPD7	Buy	US Treasury Bonds / Notes	5/7/2026	10/31/2030	3.990	25,000,000	24,628,906	98.516	17,238	24,646,144.70
T-Note 3.625 9/30/2031	91282CLM1	Buy	US Treasury Bonds / Notes	5/29/2026	9/30/2031	4.190	25,000,000	24,330,078	97.320	146,089	24,476,167.61
							50,000,000	48,958,984		163,328	49,122,312
Morgan Stanley											
T-Note 3.625 9/30/2031	91282CLM1	Buy	US Treasury Bonds / Notes	5/8/2026	9/30/2031	4.024	25,000,000	24,519,531	98.078	94,092	24,613,622.78
T-Note 3.875 7/31/2030	91282CNN7	Buy	US Treasury Bonds / Notes	5/8/2026	7/31/2030	3.950	25,000,000	24,926,758	99.707	259,582	25,186,339.99
							50,000,000	49,446,289		353,674	49,799,963
RBC											
T-Note 3.625 9/30/2031	91282CLM1	Buy	US Treasury Bonds / Notes	5/7/2026	9/30/2031	4.049	25,000,000	24,489,258	97.957	91,615	24,580,873.25
T-Note 3.75 8/31/2031	91282CLJ8	Buy	US Treasury Bonds / Notes	5/29/2026	8/31/2031	4.191	25,000,000	24,483,398	97.934	229,280	24,712,678.33
							50,000,000	48,972,656		320,895	49,293,552
State of Israel											
Israel State 4.68 5/1/2029	46515DRV6	Buy	Foreign Bonds	5/1/2026	5/1/2029	4.680	25,000,000	25,000,000	100.000	0	25,000,000.00
							25,000,000	25,000,000		0	25,000,000.00
Stifel Nicolaus											
T-Note 3.875 7/31/2030	91282CNN7	Buy	US Treasury Bonds / Notes	5/7/2026	7/31/2030	3.973	25,000,000	24,904,297	99.617	256,906	25,161,202.96
							25,000,000	24,904,297		256,906	25,161,202.96
TD Securities											
T-Note 3.75 8/31/2031	91282CLJ8	Buy	US Treasury Bonds / Notes	5/8/2026	8/31/2031	4.019	25,000,000	24,680,664	98.723	175,781	24,856,445.31
							25,000,000	24,680,664		175,781	24,856,445.31
						<b>Total Securities</b>	<b>300,000,000</b>	<b>295,746,094</b>		<b>1,534,936</b>	<b>297,281,029.29</b>



Office of the State Treasurer  
 General Fund  
 Comparison of Actual Earnings to Estimated Earnings  
 May 31, 2026

**Fiscal Year to Date**

<b>Asset Category</b>	<b>Revenues Actual</b>	<b>Revenues Estimate</b>	<b>Variance</b>	<b>Percent</b>	<b>Investable Base Actual</b>	<b>Investable Base - Est.</b>	<b>Variance</b>	<b>Percent</b>
Certificates of Deposit - IntraFi	1,297,573	1,283,333	14,240	1.11%	90,421,790	32,000,000	58,421,790	182.57%
Foreign Bonds	3,087,271	3,666,667	-579,396	-15.80%	111,363,495	37,000,000	74,363,495	200.98%
Money Market Mutual Funds-GF	36,595,048	35,750,000	845,048	2.36%	1,014,500,252	1,000,000,000	14,500,252	1.45%
State of OK Bonds	1,035,000	916,667	118,333	12.91%	30,000,000	30,000,000	0	0.00%
US Agency - MBS	33,560,057	34,833,333	-1,273,277	-3.66%	1,320,885,617	2,000,000,000	(679,114,383)	-33.96%
US Agency Bonds	2,870,552	2,566,667	303,886	11.84%	55,660,528	1,500,000,000	(1,444,339,472)	-96.29%
US Treasury Bonds / Notes	332,164,019	324,316,667	7,847,352	2.42%	9,079,496,802	7,401,000,000	1,678,496,802	22.68%
<b>Total or Average</b>	<b>410,609,520</b>	<b>403,333,333</b>	<b>7,276,186</b>	<b>1.80%</b>	<b>11,702,328,484</b>	<b>12,000,000,000</b>	<b>(297,671,516)</b>	<b>-2.48%</b>

The Treasurer had revised the estimated earnings to the Board of Equalization for Fiscal Year 2026. The amount estimated was \$440,000,000. Year-to-date actual earnings are recorded on an accrual basis of accounting.



Office of the State Treasurer  
Comparison of Actual Earnings to Estimated Earnings  
May 31, 2026

The following page presents market rates of return on the Securities portion of the General Account and the State's aggregated State Agency Accounts. These figures, which are dollar-weighted and time-weighted where appropriate, are calculated using the percentage change in market value (inclusive of accrued income) from the end of the prior month to the end of the reporting month.

To ensure the integrity of data, this information is provided by the Treasurer's custodian bank acting in its capacity as an external third party. As such, performance measurement is presently confined to those investments which are held with the custodian bank Northern Trust Company.

Benchmark data is also provided on the following page.



Office of the State Treasurer  
Performance Comparison

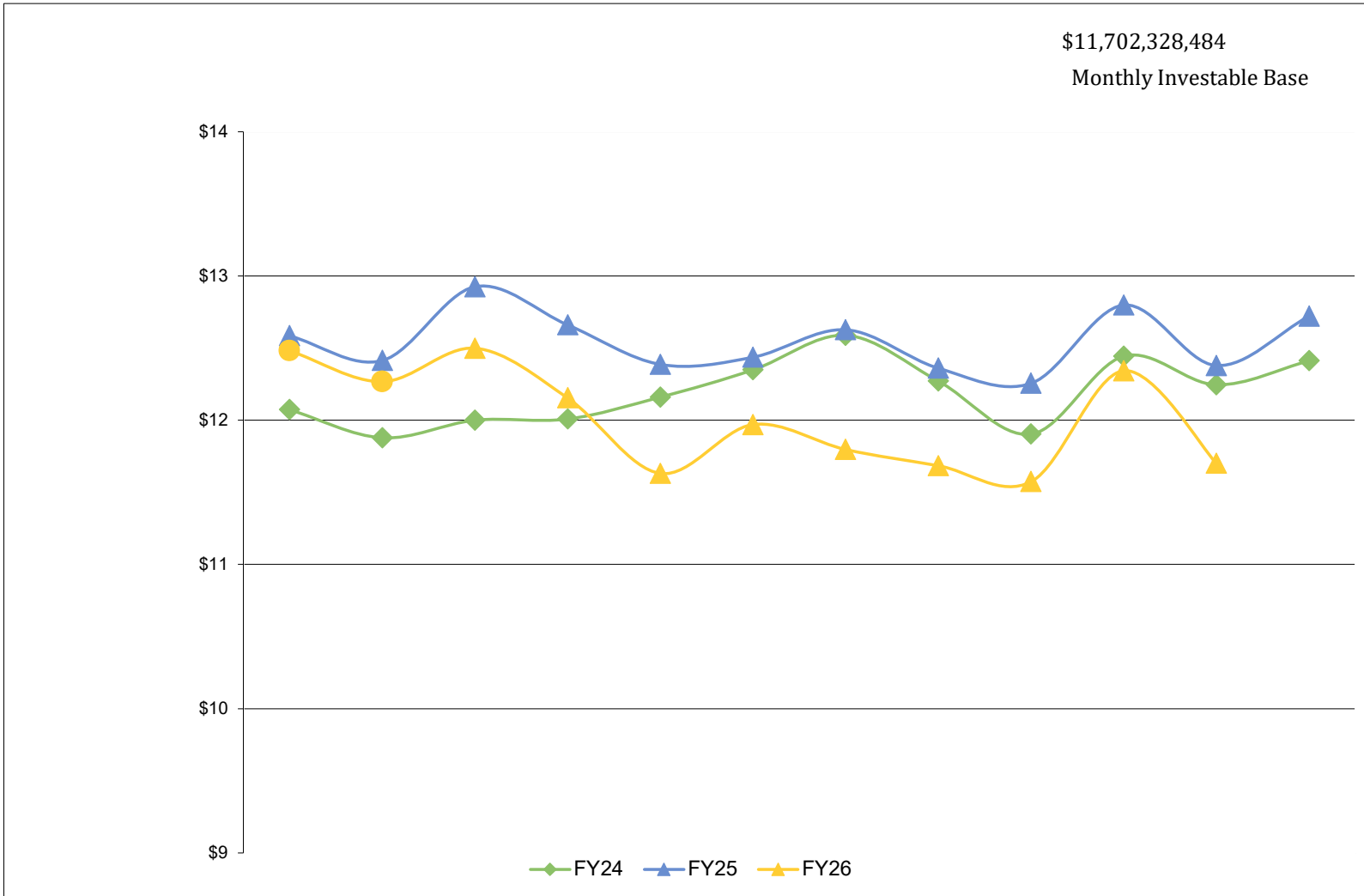
	05/31/26	Fiscal Year-to-Date
Securities, General Revenue Account	-4.71%	0.07%
Securities, Agency Directed Langston University	4.48%	21.03%
Benchmark Merrill Lynch, US 1 Year T-Bill	0.26%	3.31%

Analysis by Northern Trust Company

Represents dollar-weighted and time-weighted rates of return



Office of the State Treasurer  
General Revenue Fund, 36 Month Investable Base (Billions)  
May 31, 2026





Office of the State Treasurer  
 Banking, Custody, and other Fees  
 May 31, 2026

Depository Bank	Tax ID Number	City	State	Amount
BancFirst	73-1332918	OKC	Oklahoma	16,718
Bank of America	57-0236115	OKC	Oklahoma	898
Federal Reserve Bank	44-0545874	Kansas City	Kansas	1,562
First Fidelity Bank, NA	73-1100200	OKC-Moore	Oklahoma	203
JP Morgan/Chase, Okla., NA	73-0777610	OKC	Oklahoma	75,125
The Bank N.A.	73-0344910	McAlester	Oklahoma	10
EARNED CREDIT ALLOWANCE				
*JPM & BF Bank fees are based on prior month invoices.				
			<b>Total</b>	<b>94,516</b>

**Money Market Mutual Funds**

The State Treasurer participates in the following money market mutual funds. The funds managers are compensated for certain operating expenses by deducting a fee from the gross interest earnings.

Fund Manager	Tax ID	Annualized fee	Amount
Invesco	76-0574220	0.120%	45,919
JPMorgan Securities	23-2694160	0.180%	67,074
JPMorgan Securities(ARP)	23-2694160	0.180%	87,598
Goldman Sachs	06-1287410	0.110% (BOSC Inc. 0.070%)	68,097
FederatedHermes MM	25-1614826	0.100% (BancFirst 0.050%)	149,342

Note: Pursuant to Oklahoma State Statute Title 62, Section 89.7, all known fees are to be reported. The money market mutual fund fees reported are shown at the contracted rate.

**Securities Lending Program**

The State Treasurer participates in a securities lending program with Deutsche Bank acting as lending agent. Deutsche Bank retains 15% of the revenues generated as compensation for services, their share for the month was \$ 306,922. Pursuant to Oklahoma State Statute Title 62 Section 90, the State Treasurer retains security lending revenue to pay custody and other banking fees in a revolving fund and deposits excess funds to General Revenue.

**Northern Trust Custody Fees**

Pursuant to custodial contract with Northern Trust Company, custody fees are paid quarterly. Fees to be paid to Northern Trust Company for first three quarters ending March was 58,750.00.



**OKLAHOMA**  
State Treasurer

# AGENCY-DIRECTED INVESTMENTS

---

## May 2026

### **Treasurer's Mission Statement**

The mission of the Office of the State Treasurer is to serve the people of Oklahoma by providing sound banking and investment services, reuniting individuals and businesses with their unclaimed property, and promoting economic opportunities in a fiscally responsible and efficient manner while adhering to the highest professional and ethical standards.



Office of the State Treasurer  
 Agency Directed Investments  
 May 31, 2026

Issuer	Face Amount/Shares	Market Value	Book Value	% of Portfolio
<b>ARPA Funding</b>				
JPMorgan MM	583,984,954	583,984,954	583,984,954	100%
<b>Total, ARPA Funding</b>	<b>583,984,954</b>	<b>583,984,954</b>	<b>583,984,954</b>	<b>100%</b>
<b>Ocia Legacy Fund 481 &amp; OCAMP 249</b>				
Federated Hermes MM	1,194,737,368	1,194,737,368	1,194,737,368	91%
Adv. Now-OCAMP Fund	124,133,625	124,133,625	124,133,625	9%
<b>Total</b>	<b>1,318,870,993</b>	<b>1,318,870,993</b>	<b>1,318,870,993</b>	<b>100%</b>
<b>Langston - Agency Directed</b>				
Fundamental Investors Inc A	16,499	1,739,302	371,159	33%
Investment Co of America A	16,849	1,164,237	371,249	33%
Washington Mutual Fund A	17,405	1,196,736	371,270	34%
Northern Trust - Agency Fund	4,588	4,588	4,588	0%
<b>Total / Average</b>	<b>55,341</b>	<b>4,104,863</b>	<b>1,118,266</b>	<b>100%</b>
<b>Report Total</b>	<b>1,902,911,288</b>	<b>1,906,960,810</b>	<b>1,903,974,213</b>	



Office of the State Treasurer  
State Agency Directed by Broker  
May 31, 2026

Broker

Tax ID

Purchases at Cost

Sales at Cost

---

No activity



Office of the State Treasurer  
State Agency Directed by Security Type  
May 31, 2026

Broker	Tax ID	Purchases at Cost	Sales at Cost
No activity			



Office of the State Treasurer  
 Assets Under Management  
 May 31, 2026

Account	Class Funding	Agency	Interest Rate	Days to Maturity	Market Value
2109002	8090B	OMES- Risk Mgmt Revolving Fund ASA	3.6845	1	77,333,239
2118506	8185F	Corporation Commission	3.6845	1	23,244,637
2137001	8370A	OIFA	3.6845	1	11,000,716
2138503	8385C	Oklahoma Insurance Department	3.6845	1	3,073,503
2139101	8391A	Multiple Injury Trust Fund	3.6845	1	30,727,723
2141001	8410A	Commissioners of the Land Office	3.6845	1	91,198,382
2142001	8420A	Langston University	3.6845	1	13,352,378
2143500	79901	Oklahoma Lottery Commission	3.6845	1	13,247,467
2143501	8435A	Oklahoma Lottery Commission	3.6845	1	6,471,538
2147704	8477D	Oklahoma Bureau of Narcotics	3.6845	1	10,369,922
2151500	79901	OPERS	3.6845	1	5,016,013
2151501	8515A	OPERS	3.6845	1	265,515
2151502	8515B	OPERS	3.6845	1	1,415,360
2151503	8515C	OPERS	3.6845	1	21,980
2151504	8515D	OPERS	3.6845	1	1,600,993
2151505	8515E	OPERS	3.6845	1	37,233
2151506	8515F	OPERS	3.6845	1	195,012
2151507	8515G	OPERS	3.6845	1	4,504,977
2151508	8515H	OPERS	3.6845	1	873,959
2153001	8530A	Panhandle State University	3.6845	1	1,090,441
2155701	8557A	OK Police Pension	3.6845	1	8,602,069
2169502	8695B	Tax Commission	3.6845	1	487,071,506
2169505	8695E	Tax Commission	3.6845	1	14,169
2169520	8695T	Tax Commission	3.6845	1	(1,909,092)
2169521	8695U	Tax Commission	3.6845	1	109,611,611
2174007	8740G	State Treasurer	3.6845	1	2,382,986
2183006	8830F	DHS - CSED	3.6845	1	17,527,723
7200039	20000	Oklahoma Boll Weevil Eradication	3.6845	1	3,944,422
7200131	79901	Department of Corrections	3.6845	1	17,036,290
7200320	20000	Department of Wildlife	3.6845	1	14,422,614
7200359	20000	OERB	3.6845	1	8,584,860
7200370	20000	OIFA	3.6845	1	1,673,397
7200391	20000	Multiple Injury Trust Fund	3.6845	1	140,449
7200410	20000	Commissioners of the Land Office	3.6845	1	4,163,565
7200435	20000	Oklahoma Lottery Commission	3.6845	1	31,418,048
7200515	20000	OPERS	3.6845	1	1,836,589
7200557	20000	Oklahoma Police Pension	3.6845	1	35,458
7200588	20000	Real Estate Commission	3.6845	1	4,294,708
7200830	20000	Department of Human Services	3.6845	1	154,966
7201825	20100	University Hospitals Authority	3.6845	1	2,114,981
7205090	20500	OMES Risk Management Division/DSC	3.6845	1	106,110,957
7205131	79901	Department of Corrections	3.6845	1	8,749,463



Office of the State Treasurer  
 Assets Under Management  
 May 31, 2026

Account	Class Funding	Agency	Interest Rate	Days to Maturity	Market Value
7205204	20500	JM Davis Arms & Historical Museum	3.6845	1	2,349
7205320	20500	Department of Wildlife	3.6845	1	1,299,466
7205359	20500	Sustaining OK Energy Resources	3.6845	1	8,881,538
7205515	20500	OPERS	3.6845	1	466,700
7205563	20500	OK Bd for Private Vocational Schools	3.6845	1	418,052
7205630	20500	Oklahoma Department of Securities	3.6845	1	1,675,442
7205650	20500	Department of Veteran Affairs	3.6845	1	6,667,416
7205807	20500	Oklahoma Health Care Authority	3.6845	1	690,908
7210270	21000	State Election Board	3.6845	1	36,660
7210320	21000	Department of Wildlife	3.6845	1	3,365,559
7210350	21000	Oklahoma Historical Society	3.6845	1	33
7210400	21000	Office of Juvenile Affairs	3.6845	1	5,884
7210410	21000	Commissioners of the Land Office	3.6845	1	12,748,490
7210515	21000	OPERS	3.6845	1	717,908
7210570	21000	State Board of Licensure for Professional Engineers &	3.6845	1	363,942
7210588	21000	Real Estate Commission	3.6845	1	851,399
7215270	21500	State of Oklahoma Election Board - HAVA	3.6845	1	9,312,621
7215320	21500	Department of Wildlife	3.6845	1	5,657,561
7215566	21500	Tourism & Recreation Department	3.6845	1	10,330,012
7215585	21500	Department of Public Safety	3.6845	1	2,500,084
7215670	21500	JD McCarty Center	3.6845	1	1,306,812
7215825	215000	University Hospitals Authority	3.6845	1	2,024,425
7216805	21600	Department of Rehabilitation Services	3.6845	1	1,287,428
7220320	22000	Dept of Wildlife Conservation	3.6845	1	34,124
7220570	22000	OSB of Licensure for Professional Engineers and Land	3.6845	1	424,515
7220585	22000	Department of Public Safety	3.6845	1	4,135,323
7220650	22000	Department of Veteran Affairs	3.6845	1	10,782,270
7220830	22000	Department of Human Services	3.6845	1	11,111
7225040	22500	Department of Agriculture	3.6845	1	91,169
7225830	22500	Department of Human Services	3.6845	1	275,836
7226835	22600	Oklahoma Water Resources Board	3.6845	1	2,063,717
7230220	23000	Oklahoma Crime Victims Compensation	3.6845	1	8,445,748
7230345	23000	Department of Transportation	3.6845	1	7,388,472
7230695	23000	Tax Commission	3.6845	1	1,835,065
7230807	23000	Health Care Authority	3.6845	1	1
7235605	23500	Regents for Higher Education	3.6845	1	4,297,682
7240807	24000	Health Care Authority	3.6845	1	13,290,293
7240830	24000	Oklahoma Human Services	3.6845	1	6,305,205
7244090	24400	OMES Dept of Central Services	3.6845	1	711,213
7245807	24500	Health Care Authority	3.6845	1	3,512,811
7252090	25200	Department of Central Services	3.6845	1	1,102,935
7255090	25500	Department of Central Services	3.6845	1	2,120,497
7255585	25500	Oklahoma Dept of Public Safety	3.6845	1	147,027



Office of the State Treasurer  
 Assets Under Management  
 May 31, 2026

Account	Class Funding	Agency	Interest Rate	Days to Maturity	Market Value
7260090	26000	OMES Risk Management Division	3.6845	1	7,078,640
7265090	26500	OMES- Risk Mgmt	3.6845	1	220,112
7275740	27500	OST - SEED	3.6845	1	878
7280090	28000	OMES DCS Property Distribution	3.6845	1	919,944
7280131	79901	Department of Corrections	3.6845	1	19,032,321
7280345	28000	Department of Transportation	3.6845	1	320,759
7285345	28500	Department of Transportation	3.6845	1	191,214,114
7295090	27000	Emergency & Transportation	3.6845	1	9,280,651
7303000	30300	Tobacco Litigation Escrow Fund	3.6845	1	34,158
7360566	36000	Tourism & Recreation Department	3.6845	1	6,939,958
7400628	40000	Oklahoma Center for the Advancement of Science & T	3.6845	1	6,575,303
7400650	40000	Department of Veteran Affairs	3.6845	1	30,000,424
7403292	40300	Oklahoma Department of Environmental Quality	3.6845	1	979,231
7405220	40500	District Attorneys Council	3.6845	1	5,519,020
7409105	40900	OCIA - NACEA Revenue Series 2018B	3.6845	1	89,646
7411105	41100	OCIA - Capitol Repair Revenue Series 2018C	3.6845	1	440,149
7412105	41200	OCIA	3.6845	1	14,112
7416000	41600	OSF - Oil Overcharge	3.6845	1	331,941
7416105	41600	OCIA - DOC Revenue Series 2018D	3.6845	1	752,114
7416160	41600	Department of Commerce	3.6845	1	3,492,158
7424105	42400	OCIA - Revenue Series 2019A	3.6845	1	35,199
7425650	42500	Department of Veteran Affairs	3.6845	1	9,801,029
7426000	42600	OSF - Oil Overcharge	3.6845	1	2,773,537
7426160	42600	Department of Commerce	3.6845	1	19,838,145
7428105	42800	OCIA Endowed Chairs Fund	3.6845	1	969,385
7430010	43000	Oklahoma State University	3.6845	1	3,967,688
7430011	43000	Oklahoma State University	3.6845	1	3,542,418
7430012	43000	Oklahoma State University	3.6845	1	3,774,681
7430013	43000	Oklahoma State University	3.6845	1	3,126,985
7430014	43000	Oklahoma State University	3.6845	1	3,597,902
7430015	43000	Oklahoma State University	3.6845	1	3,168,852
7430016	43000	Oklahoma State University	3.6845	1	158,860
7430100	43000	Cameron University	3.6845	1	1,947,765
7430420	43000	Langston University	3.6845	1	352,328
7430461	43000	Rogers State College	3.6845	1	1,412,682
7430505	43000	Northwestern Oklahoma State University	3.6845	1	510,293
7430530	43000	Panhandle State University	3.6845	1	38,372
7430665	43000	Southwestern Oklahoma State University	3.6845	1	2,282,751
7430760	43000	University of Oklahoma	3.6845	1	82,463,097
7430770	43000	OUHSC	3.6845	1	101,857,391
7430773	43000	Oklahoma State University	3.6845	1	3,365,996
7436000	43600	OSF - Oil Overcharge	3.6845	1	3,042
7436105	43600	OCIA	3.6845	1	1,167

Interest rate is net of 1.25 bp management fee



Office of the State Treasurer  
 Assets Under Management  
 May 31, 2026

Account	Class Funding	Agency	Interest Rate	Days to Maturity	Market Value
7438105	43800	OCIA	3.6845	1	385,760
7443105	44300	OCIA	3.6845	1	611,540
7444105	44400	OCIA 2017C Series	3.6845	1	774
7444835	44400	Water Resources Board	3.6845	1	15,592,503
7445835	44500	Water Resources Board	3.6845	1	14,590,925
7447105	44700	2017A Revenue Fund	3.6845	1	65,399
7450105	45000	OCIA Series 2020B	3.6845	1	839,211
7452105	45200	OCIA Series 2020D	3.6845	1	699
7454105	45400	OCIA Series 2020E	3.6845	1	1,536
7455160	45500	Department of Commerce	3.6845	1	208,714
7459105	45900	OCIA Endowed Chairs 2021	3.6845	1	847,722
7460100	46000	Cameron University	3.6845	1	32,239
7461105	46100	OCIA (TIFIA/ODOT 2022)	3.6845	1	199,048
7463105	46300	OCIA (Conservation-2022A)	3.6845	1	19,641,431
7465105	46500	OCIA (Conservation-2022A)	3.6845	1	104,185
7466105	46600	OCIA (National Guard Museum 2022B)	3.6845	1	4,559,798
7467105	46700	OCIA (National Guard Museum 2022B)	3.6845	1	271,766
7468105	46800	OCIA ODVA-2022C	3.6845	1	31,074,577
7469105	46900	OCIA ODVA-2022C	3.6845	1	224,005
7470010	47000	Oklahoma State University Capital Bond Project	3.6845	1	1,340,331
7470105	47000	OCIA	3.6845	1	225,407,386
7471835	47100	Water Resources Board	3.6845	1	4,655,000
7472835	47200	Water Resources Board	3.6845	1	131,356,676
7473835	47300	Water Resources Board	3.6845	1	42,784,580
7475750	47500	Tulsa Community College	3.6845	1	16,139
7475770	47500	OUHSC	3.6845	1	36,906,604
7476760	47600	University of Oklahoma	3.6845	1	28,581,923
7480105	48000	OCIA	3.6845	1	221,257
7484105	48400	OCIA	3.6845	1	232,677
7486105	48600	OCIA	3.6845	1	199,719
7487010	48700	OKLAHOMA STATE UNIVERSITY	3.6845	1	2,673,078
7488010	48800	OKLAHOMA STATE UNIVERSITY	3.6845	1	198
7490010	49000	Oklahoma State University	3.6845	1	54,357
7490013	49000	Oklahoma State University	3.6845	1	24,656
7490015	49000	Oklahoma State University	3.6845	1	1,576
7490270	49000	Oklahoma State Election Board	3.6845	1	20
7490773	49000	Oklahoma State University	3.6845	1	63,815
7491220	49100	District Attorneys Council	3.6845	1	26,701
7493105	49300	OCIA 2024A	3.6845	1	2,031,715
7494105	49400	OCIA 2024B	3.6845	1	517,132
7497085	49700	Broadband	3.6845	1	58,187,407
7497105	49700	OCIA Series 2025A	3.6845	1	284,483,727
7497835	49700	Water Resources Board	3.6845	1	5,464,390



Office of the State Treasurer  
 Assets Under Management  
 May 31, 2026

Account	Class Funding	Agency	Interest Rate	Days to Maturity	Market Value
7498105	49800	OCIA Series 2025A	3.6845	1	1,332,451
7515410	8410A	Commissioners of the Land Office	3.6845	1	45,118
7516410	8410A	Commissioners of the Land Office	3.6845	1	1,166,990
7600010	60000	Oklahoma State University	3.6845	1	9,175,679
7600100	60000	Cameron University	3.6845	1	1,958,786
7600120	60000	University of Central Oklahoma	3.6845	1	1,171,523
7600150	60000	University of Science & Arts	3.6845	1	182,482
7600230	60000	East Central University	3.6845	1	1,078,310
7600420	60000	Langston University	3.6845	1	2,070,204
7600485	60000	Northeastern State University	3.6845	1	1,358,753
7600490	60000	Northern Oklahoma College	3.6845	1	1,497,909
7600505	60000	Northwestern Oklahoma State University	3.6845	1	1,533,603
7600530	60000	Panhandle State University	3.6845	1	196,572
7600660	60000	Southeastern Oklahoma State University	3.6845	1	557,257
7600665	60000	Southwestern Oklahoma State University	3.6845	1	2,975,046
7600760	60000	University of Oklahoma	3.6845	1	7,576,627
7650010	65000	Oklahoma State University	3.6845	1	4,316,526
7650100	65000	Cameron University	3.6845	1	1,014,323
7650120	65000	University of Central Oklahoma	3.6845	1	3,414,311
7650150	65000	University of Science & Arts	3.6845	1	177,919
7650230	65000	East Central University	3.6845	1	328,904
7650420	65000	Langston University	3.6845	1	4,243,993
7650485	65000	Northeastern State University	3.6845	1	248,962
7650490	65000	Northern Oklahoma College	3.6845	1	4,575,725
7650505	65000	Northwestern Oklahoma State University	3.6845	1	1,160,194
7650530	65000	Panhandle State University	3.6845	1	419,738
7650660	65000	Southeastern Oklahoma State University	3.6845	1	708,880
7650665	65000	Southwestern Oklahoma State University	3.6845	1	1,252,932
7650760	65000	University of Oklahoma	3.6845	1	4,188,089
7700040	70000	Department of Agriculture	3.6845	1	12,432,361
7700041	70000	Western Oklahoma State College	3.6845	1	212,669
7700131	79901	Department of Corrections	3.6845	1	19,347,416
7700240	70000	Eastern Oklahoma State College	3.6845	1	780,530
7700461	70000	Rogers State College	3.6845	1	12,435,115
7700490	70000	Northern Oklahoma College	3.6845	1	5,949,938
7700606	70000	Ardmore Higher Education Center	3.6845	1	0
7700633	70000	Oklahoma City Community College	3.6845	1	9,086,732
7700660	70000	Southeastern Oklahoma State University	3.6845	1	3,994,118
7700760	70000	University of Oklahoma	3.6845	1	236,117,720
7700830	70000	Department of Human Services	3.6845	1	818,223
7701010	70100	Oklahoma State University	3.6845	1	86,264,972
7701150	70100	University of Science & Arts	3.6845	1	(850)
7701165	70100	Connors State College	3.6845	1	1,161,000

Interest rate is net of 1.25 bp management fee



Office of the State Treasurer  
 Assets Under Management  
 May 31, 2026

Account	Class Funding	Agency	Interest Rate	Days to Maturity	Market Value
7701400	70100	Office of Juvenile Affairs	3.6845	1	16,745
7701480	70100	Northeasten Oklahoma A&M College	3.6845	1	202,801
7701530	70100	Panhandle State University	3.6845	1	117,326
7701605	70100	Regents for Higher Education	3.6845	1	34,229,054
7701650	70100	Department of Veteran Affairs	3.6845	1	470,651
7701770	70100	OUHSC	3.6845	1	448,117,121
7701805	70100	Department of Rehabilitation Services	3.6845	1	268,518
7701865	70100	OK Workers' Comp Commission	3.6845	1	5,712,081
7702120	70200	University of Central Oklahoma	3.6845	1	16,329,039
7702650	70200	Department of Veteran Affairs	3.6845	1	232,512
7703650	70300	Department of Veteran Affairs	3.6845	1	345,389
7704120	70400	University of Central Oklahoma	3.6845	1	819,238
7704650	70400	Department of Veteran Affairs	3.6845	1	817,625
7704865	70400	OK Workers' Comp Commission	3.6845	1	52,510
7705505	70500	Northwestern Oklahoma State University	3.6845	1	3,160,612
7705650	70500	Department of Veteran Affairs	3.6845	1	597,522
7705675	70500	Self Insurance Guaranty Fund	3.6845	1	2,423,230
7705865	70500	OK Workers' Comp Commission	3.6845	1	48,652
7706452	70600	Community Mental Health Center Rep Payee Account	3.6845	1	8,404
7706650	70600	Department of Veteran Affairs	3.6845	1	12,233
7706750	70600	Tulsa Community College	3.6845	1	6,411,481
7706865	70600	OK Workers' Comp Commission	3.6845	1	199,830
7707452	70700	Central Oklahoma CMHC Rep Payee Account	3.6845	1	43,844
7707585	70700	Department of Public Safety	3.6845	1	5,314,543
7707605	70700	Regents for Higher Education	3.6845	1	8,480,516
7707650	70700	Department of Veteran Affairs	3.6845	1	237,934
7707865	70700	OK Workers' Comp Commission	3.6845	1	275,152
7708108	70800	Carl Albert State College	3.6845	1	4,642,134
7708605	70800	Regents for Higher Education	3.6845	1	50,874
7708650	70800	Department of Veteran Affairs	3.6845	1	63,170
7709605	70900	Regents for Higher Education	3.6845	1	7,042,059
7710350	71000	Oklahoma Historical Society	3.6845	1	1,396,080
7710452	71000	Oklahoma Department of Mental Health	3.6845	1	1,936,655
7710605	71000	Regents for Higher Education	3.6845	1	3,031,983
7711185	8740G	Corporation Commission	3.6845	1	73,537,294
7711420	71100	Langston University	3.6845	1	623,913
7711452	71100	Griffin Memorial Hospital Rep Payee	3.6845	1	49,775
7711605	71100	Regents for Higher Education	3.6845	1	857,577
7712605	71200	Regents for Higher Education	3.6845	1	129,677
7713605	71300	Regents for Higher Education	3.6845	1	121,548,449
7714452	71400	Northwest Center for Behavioral Health	3.6845	1	42,142
7714605	71400	Regents for Higher Education	3.6845	1	17,799,731
7715605	71500	Regents for Higher Education	3.6845	1	2,340,494

Interest rate is net of 1.25 bp management fee



Office of the State Treasurer  
 Assets Under Management  
 May 31, 2026

Account	Class Funding	Agency	Interest Rate	Days to Maturity	Market Value
7718605	71800	Regents for Higher Education	3.6845	1	12,784,578
7719605	71900	Regents for Higher Education	3.6845	1	363
7723623	72300	Seminole State College	3.6845	1	230,232
7725100	72500	Cameron University	3.6845	1	127,458
7730230	73000	East Central University	3.6845	1	2,774,799
7730830	73000	Department of Human Services	3.6845	1	421,167
7740605	74000	Regents for Higher Education	3.6845	1	3,048,715
7741241	74100	Redlands Community College	3.6845	1	4,011,941
7745605	74500	Regents for Higher Education	3.6845	1	319,384
7747470	74700	Murray State College	3.6845	1	104,187
7750350	75000	Oklahoma Historical Society	3.6845	1	336,109
7750531	75000	Rose State College	3.6845	1	17,353,098
7751485	75100	Northeastern State University	3.6845	1	22,037,820
7752485	75200	Northeastern State University	3.6845	1	3,471,982
7765665	76500	Southwestern Oklahoma State University	3.6845	1	3,693,838
7790470	79000	Murray State College	3.6845	1	1
7805370	80500	OIFA	3.6845	1	122
7854740	85400	OCIA Endowed Chair Fund 2010	3.6845	1	8,520,830
7910467	91000	OSF Escrow Fund	3.6845	1	207,562
7920605	92000	Regents for Higher Education	3.6845	1	27,655,728
<b>State Agency, Investable Base</b>					<b>4,032,980,760</b>
<b>ARP Investment</b>					<b>583,984,954</b>
<b>Ocia Legacy Fund &amp; OCAMP</b>					<b>1,318,870,993</b>
<b>State of Oklahoma, Investable Base</b>					<b>11,702,328,484</b>
<b>Assets Under Management</b>					<b>17,638,165,190</b>

**Collateralization**

All funds under the control of this office requiring collateralization were secured at rates ranging from 100% to 110%, depending on the type of investment.