

Treasurer Todd Russ



OKLAHOMA
State Treasurer

TREASURER'S INVESTMENTS

March 2026

Treasurer's Mission Statement

The mission of the Office of the State Treasurer is to serve the people of Oklahoma by providing sound banking and investment services, reuniting individuals and businesses with their unclaimed property, and promoting economic opportunities in a fiscally responsible and efficient manner while adhering to the highest professional and ethical standards.

“As market conditions shift with rising inflation and global uncertainty, our structured, diversified approach ensures Oklahoma’s funds remain secure, liquid, and positioned to capture value over time.”



**STATE TREASURER
TODD RUSS**

PORTFOLIO PERFORMANCE, DIVERSIFICATION AND STRATEGY

March portfolio yielded 3.69%, up from 3.62% last year, with a weighted average maturity of 736 days.

Total assets under management of \$17.2 billion, down \$200 million in comparison to March 2025.

Total portfolio contained **67.1% in U.S. Treasuries, 0.4% in U.S. government agencies, 19.6% in money market mutual funds, 11.6% in mortgage-backed securities, 0.4% in certificates of deposit, and 0.7% in state and foreign bonds**, comprising the balance of funds invested.

PORTFOLIO	UTILIZATION	INVESTMENT OPPORTUNITIES	DIVERSIFICATION
Seek safety, liquidity and return on investment, in that order	Laddered bond maturities and buy-and-hold	Market observation, maximizing income within investment parameters and stable interest rates	Sound strategy keeping with the state’s statutory investment objectives

TOTAL FUNDS INVESTED Available market value investment funds, including State Treasurer investments at **\$11,574,076,190**. State Agency balances in OK Invest of **\$3,719,250,815**, American Rescue Plan investments at **\$668,656,697**, and the Oklahoma Capitol Improvement Authority Legacy Fund at **\$1,127,131,926**, Oklahoma Capital Assets Maintenance and Protection Fund at **\$124,133,660** for a total of **\$17,213,249,289**.

MARKET CONDITIONS Treasury yields rose across all maturities in March as markets responded to a significant jump in inflation, escalating geopolitical uncertainty in the Middle East, and a sharp rebound in energy prices. The 2-year Treasury yield ended the month at **3.80%, up 42 basis points** from February month-end, while the 10-year Treasury yield rose **38 basis points** to close at **4.32%**. The 3-month yield edged up **2 basis points** to **3.68%**, and the 30-year yield climbed **30 basis points** to **4.91%**. The yield curve flattened modestly between the 2-year and 10-year periods, with the short end rising more sharply than longer maturities, while the front end remained comparatively stable. The overall shift in yields reflected growing market concern about rising inflationary pressures and geopolitical uncertainty rather than slowing economic momentum.

Equity markets declined broadly with the Dow Jones Industrial Average falling **5.38%** for the month, while the S&P 500 and the Nasdaq Composite declined **5.09% and 4.75%**, respectively. Mounting investor concern over the economic consequences of sweeping tariff policies, rising energy prices linked to Middle East conflict, and the prospect of a more prolonged period of elevated inflation weighed heavily on all three indices. Year to date, the Dow was down **3.58%**, the S&P 500 declined **4.63%**, and the Nasdaq Composite dropped **7.11%**.

The Federal Open Market Committee (FOMC) held its March meeting voting 11-1 to hold the federal funds rate at **3.50% - 3.75%**. The minutes noted heightened uncertainty over the economic outlook, citing the conflict in the Middle East as a source of sharp energy price increases and near-term inflation pressures. The vast majority of participants judged progress toward the **2% objective** to be slower than previously anticipated, and the inflation risk running persistently above target increased. The Committee stands prepared to adjust its policy stance as appropriate if conditions were warranted.

ECONOMIC DEVELOPMENTS Labor market conditions partially recovered in March. **According to the Bureau of Labor Statistics (BLS), nonfarm payroll employment increased by 178,000, following a decline of 133,000 in February, with gains concentrated in health care (+76,000), construction (+26,000), and transportation and warehousing (+21,000).**

The unemployment rate declined to **4.3%**, from February's **4.4%**. Federal government employment continued to decline, falling **18,000** in March and bringing total federal job losses to **355,000**, or **11.8%**, since reaching a peak in October 2024. Average hourly earnings rose **0.2%** month over month and **3.5%** year over year. The labor force participation rate edged down to **61.9%**. January payrolls were revised upward by **34,000** while February payrolls were revised downward by **41,000**, resulting in a combined net downward revision of **7,000 positions**.

The Consumer Price Index rose 3.3% year over year in March, up from 2.4% in February, according to the BLS. The Core CPI, which excludes food and energy, rose **0.2%** from February and increased to **2.6%** year over year, up from the **2.5%** pace recorded in February. On a monthly basis, the all-items index surged **0.9%**, driven primarily by a **10.9%** jump in energy prices, with gasoline prices rising **21.2%** and accounting for nearly three-quarters of the monthly headline increase. The sharp monthly acceleration represented a meaningful reversal from the gradual disinflation trend observed in prior months, with inflation now running further above the Federal Reserve's **2% target**.

The Producer Price Index for final demand increased **0.5%** month over month in March, matching the **0.5%** pace recorded in February, and bringing the year-over-year increase to **4.0%**, the largest 12-month advance since February 2023. **According to the BLS, the March increase in producer prices was driven by a 1.6% advance in final demand goods, led by a rise in gasoline prices, while indexes for diesel fuel, jet fuel, home heating oil, meats, and primary basic organic chemicals also increased.** Final demand services were unchanged for the month. The index for final demand, less food, energy, and trade services rose 0.2% during the month and 3.6% year over year, the largest 12-month advance since November 2025.

Retail sales advanced in February 2026. **According to the U.S. Census Bureau, advance estimates of retail and food services sales totaled \$738 billion, up 0.6% from January 2026 and up 3.7% from February 2025.** January 2026 sales were revised to **\$734 billion**, a decline of **0.1%** from the prior month. Retail trade sales rose **0.6%** month over month and **3.5%** year over year. Non-store retailers posted strong year-over-year growth of **7.5%**, while food service and drinking places rose **5.2%** from February 2025, reflecting continued resilience in consumer spending in those categories.

The housing sector softened in March. **According to the National Association of Realtors, existing home sales declined 3.6% month over month to a seasonally adjusted annual rate of 3.98 million units.** Unsold inventory rose **3.0%** to **1.36 million units**, representing **4.1 months** of supply, up from **3.8 months** in February. On a year-over-year basis, existing home sales fell **1.0%**, while the median existing home sales price rose **1.4%** to a record **\$408,800** for the month of March. NAR Chief Economist Dr. Lawrence Yun noted that housing inventory remained below historical norms and that lower consumer confidence and softer job growth continued to restrain buyer activity.

Real GDP increased at an annualized rate of 0.5% in the fourth quarter of 2025, according to the third estimate released by the U.S. Bureau of Economic Analysis, a downward revision of 0.2% points from the second estimate and a significant deceleration from the 4.4% pace recorded in the third quarter. Consumer spending and investment were the primary contributors to growth, while government spending and exports declined. Despite the deceleration in the pace of growth, the overall economy continued to expand, reflecting continued but moderating resilience in economic activity.

COLLATERALIZATION All funds under the control of this office requiring collateralization were secured at rates ranging from 100% to 110%, depending on the type of investment.

Best regards,

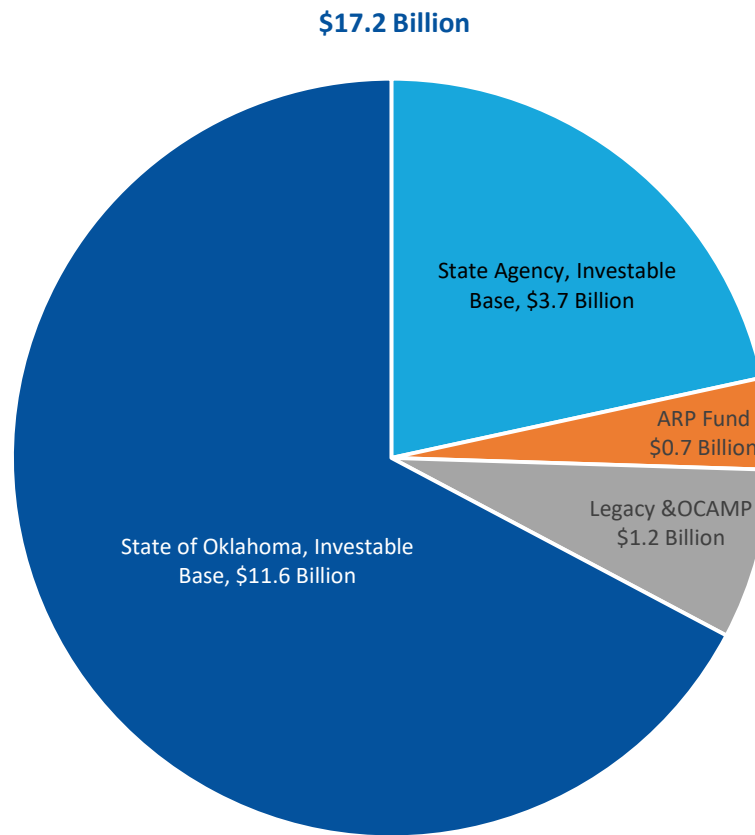


TODD RUSS
STATE TREASURER

CC: The Honorable *Kevin Stitt*, Governor
The Honorable *Kyle Hilbert*, Speaker of the House
The Honorable *Lonnie Paxton*, President Pro Tempore
The Honorable *Gentner Drummond*, Attorney General
The Honorable *Cindy Byrd*, State Auditor and Inspector



Office of the State Treasurer
Distribution of Assets Under Management
March 31, 2026





Office of the State Treasurer
 Portfolio Composition
 March 31, 2026

Asset Category	Face Amount/ Shares	Market Value	Book Value	% of Portfolio	YTM @ Cost	Weighted Average Maturity
Certificate of Deposit-IntraFi	71,664,000	71,664,000	71,664,000	0.4	3.64%	371
Foreign Bonds	125,000,000	124,971,976	125,000,000	0.7	4.96%	614
Money Market - General Funds	1,482,092,169	1,482,092,169	1,482,092,169	8.5	3.58%	1
Money Market - ARP Investment	668,656,697	668,656,697	668,656,697	3.9	3.56%	1
Money Market - Legacy Fund	1,127,131,926	1,127,131,926	1,127,131,926	6.5	3.57%	1
Adv. Now-OCAMP Fund	124,133,660	124,133,660	124,133,660	0.7	3.71%	1
State Bond Issues	30,000,000	30,000,000	30,000,000	0.2	4.02%	2,010
US Agency - MBS	2,015,251,047	1,831,848,004	2,016,367,214	11.6	1.89%	2,032
US Agency Bonds	75,000,000	74,808,093	74,938,808	0.4	3.32%	139
US Treasury Bonds / Notes	11,850,000,000	11,677,942,764	11,641,790,123	67.1	4.02%	731
Total / Average	17,568,929,499	17,213,249,289	17,361,774,597	100.0	3.69%	736

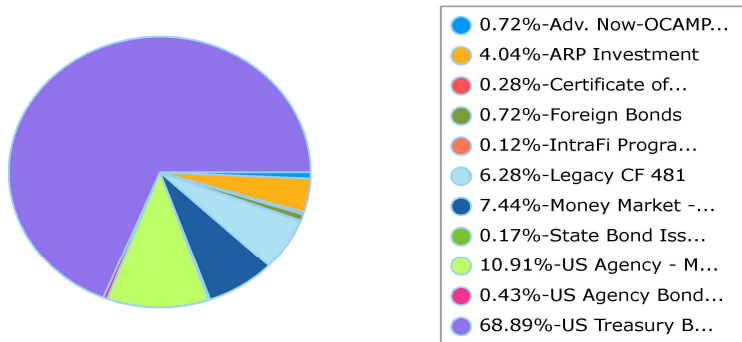


Office of the State Treasurer
 Distribution by Asset Category - Market Value
 Report Group: Monthly Investment Report

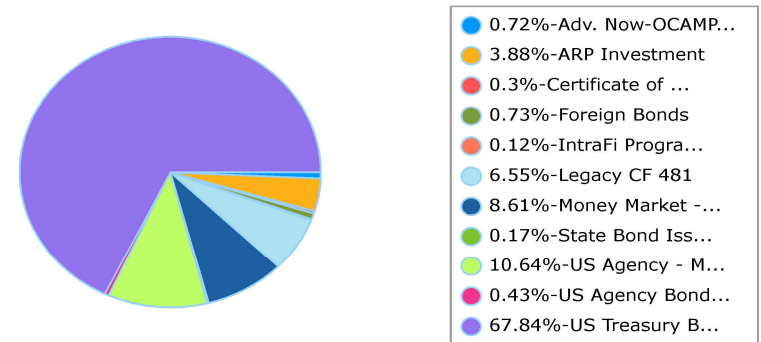
Begin Date: 2/28/2026, End Date: 3/31/2026

Asset Category	Market Value 2/28/2026	% of Portfolio 2/28/2026	Market Value 3/31/2026	% of Portfolio 3/31/2026
Certificate of Deposit-IntraFi	67,664,000	0.4	71,664,000	0.4
Foreign Bonds	125,032,337	0.7	124,971,976	0.7
Money Market - General Funds	1,286,423,240	7.4	1,482,092,169	8.6
Money Market - ARP Investment	698,278,673	4.0	668,656,697	3.9
Money Market - Legacy Fund	1,085,921,348	6.3	1,127,131,926	6.5
Adv. Now-OCAMP Fund	124,096,538	0.7	124,133,660	0.7
State Bond Issues	30,000,000	0.2	30,000,000	0.2
US Agency - MBS	1,887,285,129	11.0	1,831,848,004	10.8
US Agency Bonds	74,789,069	0.4	74,808,093	0.4
US Treasury Bonds / Notes	11,911,429,813	68.9	11,677,942,764	67.8
Total / Average	17,290,920,147	100.0	17,213,249,289	100.0

Portfolio Holdings as of 2/28/2026



Portfolio Holdings as of 3/31/2026





Office of the State Treasurer
 Distribution by Issuer - Market Value
 Report Group: Money Market

Begin Date: 2/28/2026, End Date: 3/31/2026

Issuer Allocation

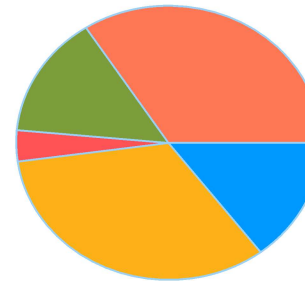
Issuer	Market Value 2/28/2026	% of Portfolio 2/28/2026	Market Value 3/31/2026	% of Portfolio 3/31/2026
AIM Invesco	431,220,812	13.5	499,592,445	14.7
FederatedHermes	1,085,921,348	34.0	1,127,131,926	33.1
First United Bank DDA	124,096,538	3.9	124,133,660	3.6
Goldman Sachs	426,938,762	13.4	490,123,024	14.4
JPMorgan	1,126,376,090	35.26	1,160,864,384	34.12
Northern Trust	166,249	0.01	169,013	0.00
Total / Average	3,194,719,800	100.0	3,402,014,452	100.0

Portfolio Holdings as of 2/28/2026



- 13.5%-AIM Invesco
- 33.99%-FederatedHerm...
- 3.88%-First United B...
- 13.36%-Goldman Sachs
- 35.26%-JPMorgan
- 0.01%-Northern Trust

Portfolio Holdings as of 3/31/2026



- 14.69%-AIM Invesco
- 33.13%-FederatedHerm...
- 3.65%-First United B...
- 14.41%-Goldman Sachs
- 34.12%-JPMorgan
- 0%-Northern Trust

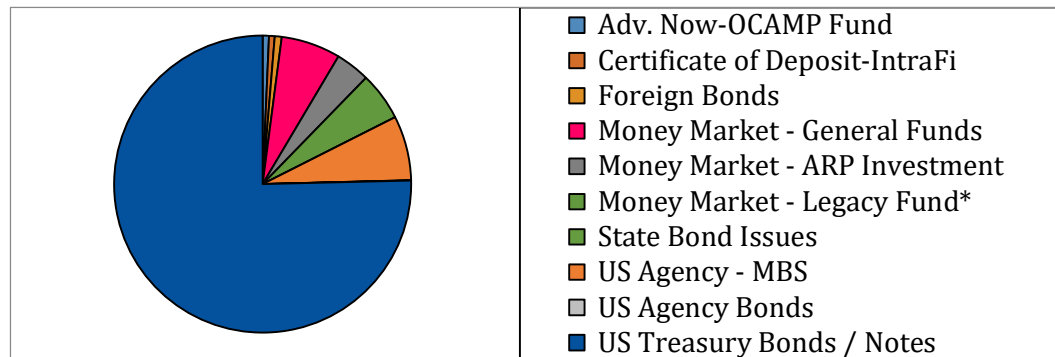


Office of the State Treasurer
 Earnings by Asset Category
 March 31, 2026

Asset Category	YTM @ Cost	Interest Earned Net of Amortization/ Accretion	Realized Gain/Loss	Total Earnings
Adv. Now-OCAMP Fund	3.71%	383,660	-	383,660
Certificate of Deposit-IntraFi	3.64%	340,580	-	340,580
Foreign Bonds	4.96%	418,356	-	418,356
Money Market - General Funds	3.58%	3,592,908	-	3,592,908
Money Market - ARP Investment	3.71%	2,069,568	-	2,069,568
Money Market - Legacy Fund*	3.57%	2,925,911	-	2,925,911
State Bond Issues	4.02%	-	-	-
US Agency - MBS	1.87%	3,895,074	(6,502)	3,888,572
US Agency Bonds	3.32%	13,851	-	13,851
US Treasury Bonds / Notes	4.02%	41,778,608	-	41,778,608
Link Deposit (not active)		-		-
Total or Average	3.68%	55,418,516	(6,502)	55,412,014

* Legacy Fund Interest was net of admin fees and lagged one month

Total Earnings as of 3/31/2026





Office of the State Treasurer
Investment Activity
March 31, 2026

Description	CUSIP	Broker/ Dealer	Trade Date	Settlement Date	YTM @ Cost	Par	Principal	Price	Interest	Total
Buy										
Israel State 4.47 3/1/2029	46515DRR5	Israel State	3/2/2026	3/2/2026	4.470	25,000,000	25,000,000	100.000	0	25,000,000
T-Note 3.5 4/30/2030	91282CGZ8	RBC	3/20/2026	3/23/2026	3.985	25,000,000	24,543,945	98.176	345,649	24,889,594
T-Note 3.75 5/31/2030	91282CHF1	Academy Securities	3/20/2026	3/23/2026	3.987	25,000,000	24,772,461	99.090	291,037	25,063,498
T-Note 3.75 6/30/2030	91282CHJ3	UMB Bank	3/20/2026	3/23/2026	3.990	25,000,000	24,765,625	99.063	212,362	24,977,987
T-Note 3.875 7/31/2030	91282CNN7	RBC	3/20/2026	3/23/2026	3.994	25,000,000	24,880,859	99.523	136,481	25,017,341
						125,000,000	123,962,891		985,529	124,948,420
Matured										
Israel State 5.09 3/1/2026	46514AQ28	Israel State	3/1/2026	3/1/2026	0.000	25,000,000	25,000,000	0.000	0	25,000,000
T-Note 2.25 3/31/2026	9128286L9	UMB Bank	3/31/2026	3/31/2026	0.000	25,000,000	25,000,000	0.000	0	25,000,000
T-Note 2.25 3/31/2026	9128286L9	UMB Bank	3/31/2026	3/31/2026	0.000	25,000,000	25,000,000	0.000	0	25,000,000
T-Note 2.25 3/31/2026	9128286L9	TD Securities	3/31/2026	3/31/2026	0.000	25,000,000	25,000,000	0.000	0	25,000,000
T-Note 2.25 3/31/2026	9128286L9	Hilltop	3/31/2026	3/31/2026	0.000	25,000,000	25,000,000	0.000	0	25,000,000
T-Note 2.25 3/31/2026	9128286L9	UMB Bank	3/31/2026	3/31/2026	0.000	25,000,000	25,000,000	0.000	0	25,000,000
T-Note 2.25 3/31/2026	9128286L9	Bank of Oklahoma	3/31/2026	3/31/2026	0.000	25,000,000	25,000,000	0.000	0	25,000,000
T-Note 2.25 3/31/2026	9128286L9	Hilltop	3/31/2026	3/31/2026	0.000	25,000,000	25,000,000	0.000	0	25,000,000
T-Note 2.25 3/31/2026	9128286L9	Hilltop	3/31/2026	3/31/2026	0.000	25,000,000	25,000,000	0.000	0	25,000,000
T-Note 2.25 3/31/2026	9128286L9	UMB Bank	3/31/2026	3/31/2026	0.000	25,000,000	25,000,000	0.000	0	25,000,000
T-Note 2.25 3/31/2026	9128286L9	BofA Securities	3/31/2026	3/31/2026	0.000	25,000,000	25,000,000	0.000	0	25,000,000
						275,000,000	275,000,000		0	275,000,000
Net Change in Investments (Buy & Matured/Sell)						-150,000,000	-151,037,109		985,529	-150,051,580



Office of the State Treasurer
 Transactions by Security Type
 March 31, 2026

Description	CUSIP	Action	Settlement Date	Maturity Date	YTM @ Cost	Par	Principal	Price	Interest	Total
Foreign Bonds										
Isael State 4.47 3/1/2029	46515DRR5	Buy	3/2/2026	3/1/2029	4.470	25,000,000	25,000,000	100.000	0	25,000,000
						25,000,000	25,000,000		0	25,000,000
US Treasury Bonds and Notes										
T-Note 3.5 4/30/2030	91282CGZ8	Buy	3/23/2026	4/30/2030	3.985	25,000,000	24,543,945	98.176	345,649	24,889,594
T-Note 3.75 5/31/2030	91282CHF1	Buy	3/23/2026	5/31/2030	3.987	25,000,000	24,772,461	99.090	291,037	25,063,498
T-Note 3.75 6/30/2030	91282CHJ3	Buy	3/23/2026	6/30/2030	3.990	25,000,000	24,765,625	99.063	212,362	24,977,987
T-Note 3.875 7/31/2030	91282CNN7	Buy	3/23/2026	7/31/2030	3.994	25,000,000	24,880,859	99.523	136,481	25,017,341
						100,000,000	98,962,891		985,529	99,948,420
Municipal Bonds										
						0	0		0	0
						Certificates of Deposits_IntraFi				25,315,000
						Total				149,277,891



Office of the State Treasurer
 Transactions by Broker
 March 31, 2026

Description	CUSIP	Action	Asset Category	Settlement Date	Maturity Date	YTM @ Cost	Par	Principal	Price	Interest	Total
Academy Securities											
T-Note 3.75 5/31/2030	91282CHF1	Buy	US Treasury Bonds / Notes	3/23/2026	5/31/2030	3.987	25,000,000	24,772,461	99.090	291,037	25,063,498.03
							25,000,000	24,772,461		291,037	25,063,498.03
RBC											
T-Note 3.5 4/30/2030	91282CGZ8	Buy	US Treasury Bonds / Notes	3/23/2026	4/30/2030	3.985	25,000,000	24,543,945	98.176	345,649	24,889,594.48
T-Note 3.875 7/31/2030	91282CNN7	Buy	US Treasury Bonds / Notes	3/23/2026	7/31/2030	3.994	25,000,000	24,880,859	99.523	136,481	25,017,340.73
							50,000,000	49,424,805		482,131	49,906,935
State of Israel											
Isael State 4.47 3/1/2029	46515DRR5	Buy	Foreign Bonds	3/2/2026	3/1/2029	4.470	25,000,000	25,000,000	100.000	0	25,000,000.00
							25,000,000	25,000,000		0	25,000,000.00
UMB Bank											
T-Note 3.75 6/30/2030	91282CHJ3	Buy	US Treasury Bonds / Notes	3/23/2026	6/30/2030	3.990	25,000,000	24,765,625	99.063	212,362	24,977,986.88
							25,000,000	24,765,625		212,362	24,977,986.88
							125,000,000	123,962,891		985,529	124,948,420.12



Office of the State Treasurer
 General Fund
 Comparison of Actual Earnings to Estimated Earnings
 March 31, 2026

Fiscal Year to Date

Asset Category	Revenues Actual	Revenues Estimate	Variance	Percent	Investable Base Actual	Investable Base - Est.	Variance	Percent
Certificates of Deposit - IntraFi	1,128,256	1,050,000	78,256	7.45%	54,201,464	32,000,000	22,201,464	69.38%
Foreign Bonds	3,087,271	3,000,000	87,271	2.91%	94,519,760	37,000,000	57,519,760	155.46%
Money Market Mutual Funds-GF	29,267,170	29,250,000	17,170	0.06%	1,120,947,282	1,000,000,000	120,947,282	12.09%
State of OK Bonds	1,035,000	750,000	285,000	38.00%	30,000,000	30,000,000	0	0.00%
US Agency - MBS	27,578,336	28,500,000	-921,664	-3.23%	1,385,477,289	2,000,000,000	(614,522,711)	-30.73%
US Agency Bonds	2,849,448	2,100,000	749,448	35.69%	56,579,429	1,500,000,000	(1,443,420,571)	-96.23%
US Treasury Bonds / Notes	268,202,085	265,350,000	2,852,085	1.07%	8,832,350,966	7,401,000,000	1,431,350,966	19.34%
Total or Average	333,147,566	330,000,000	3,147,566	0.95%	11,574,076,190	12,000,000,000	(425,923,810)	-3.55%

The Treasurer had revised the estimated earnings to the Board of Equalization for Fiscal Year 2026. The amount estimated was \$440,000,000. Year-to-date actual earnings are recorded on an accrual basis of accounting.



Office of the State Treasurer
Comparison of Actual Earnings to Estimated Earnings
March 31, 2026

The following page presents market rates of return on the Securities portion of the General Account and the State's aggregated State Agency Accounts. These figures, which are dollar-weighted and time-weighted where appropriate, are calculated using the percentage change in market value (inclusive of accrued income) from the end of the prior month to the end of the reporting month.

To ensure the integrity of data, this information is provided by the Treasurer's custodian bank acting in its capacity as an external third party. As such, performance measurement is presently confined to those investments which are held with the custodian bank Northern Trust Company.

Benchmark data is also provided on the following page.



Office of the State Treasurer
Performance Comparison

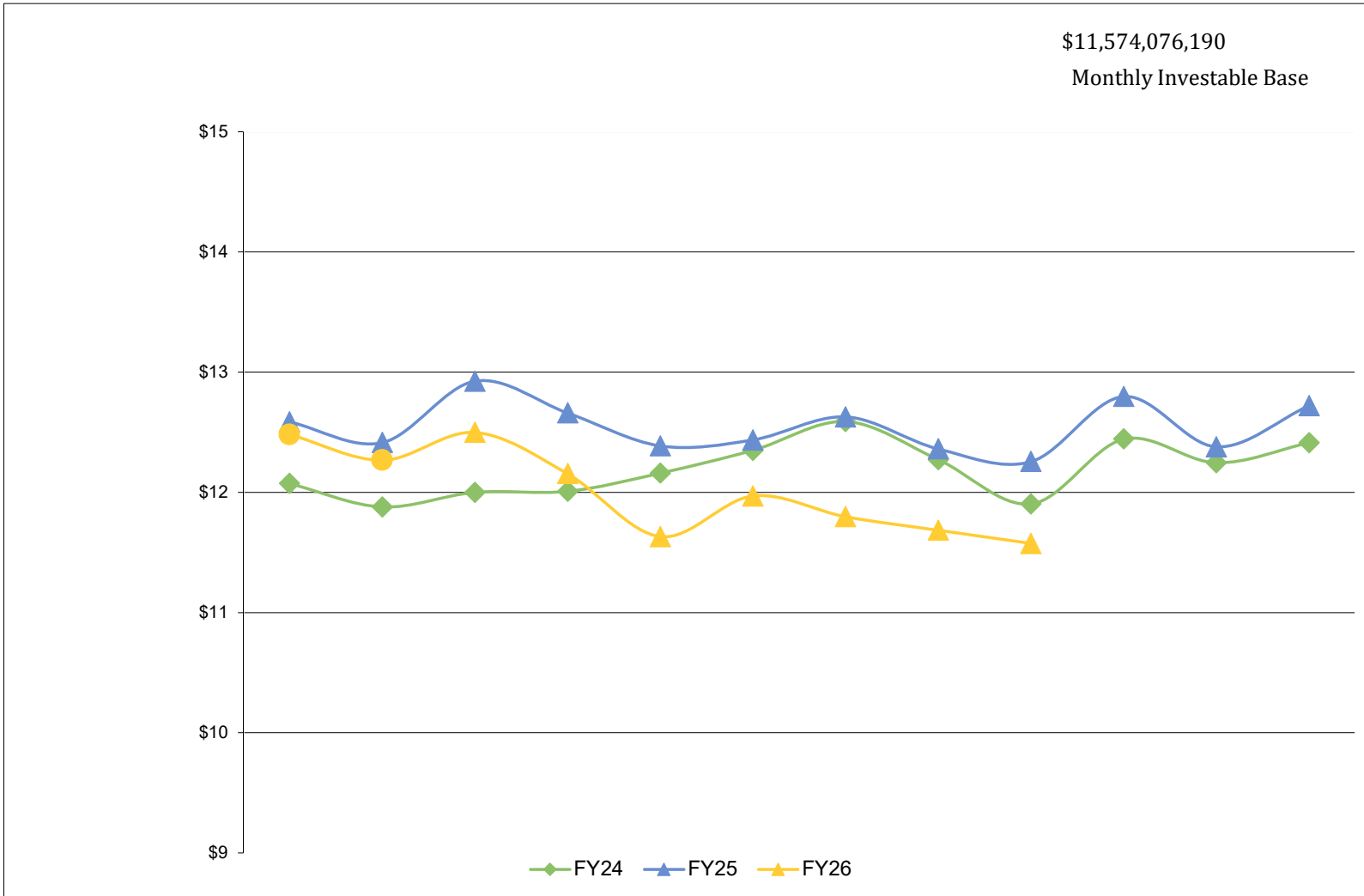
	Month of March 31	Fiscal Year-to- Date
Securities, General Revenue Account	-0.51%	-0.80%
Securities, Agency Directed Langston University	-6.45%	5.12%
Benchmark		
Merrill Lynch, US 1 Year T-Bill	0.12%	2.79%

Analysis by Northern Trust Company

Represents dollar-weighted and time-weighted rates of return



Office of the State Treasurer
General Revenue Fund, 36 Month Investable Base (Billions)
March 31, 2026





Office of the State Treasurer
 Banking, Custody, and other Fees
 March 31, 2026

Depository Bank	Tax ID Number	City	State	Amount
BancFirst	73-1332918	OKC	Oklahoma	7,319
Federal Reserve Bank	44-0545874	Kansas City	Kansas	1,508
First Fidelity Bank, NA	73-1100200	OKC-Moore	Oklahoma	52
JP Morgan/Chase, Okla., NA	73-0777610	OKC	Oklahoma	63,642
The Bank N.A.	73-0344910	McAlester	Oklahoma	5
EARNED CREDIT ALLOWANCE				
*JPM & BF Bank fees are based on prior month invoices.				
			Total	72,526

Money Market Mutual Funds

The State Treasurer participates in the following money market mutual funds. The funds managers are compensated for certain operating expenses by deducting a fee from the gross interest earnings.

Fund Manager	Tax ID	Annualized fee	Amount
Invesco	76-0574220	0.120%	49,837
JPMorgan Securities	23-2694160	0.180%	73,653
JPMorgan Securities(ARP)	23-2694160	0.180%	100,299
Goldman Sachs	06-1287410	0.110% (BOSC Inc. 0.070%)	73,340
FederatedHermes MM	25-1614826	0.100% (BancFirst 0.050%)	140,892

Note: Pursuant to Oklahoma State Statute Title 62, Section 89.7, all known fees are to be reported. The money market mutual fund fees reported are shown at the contracted rate.

Securities Lending Program

The State Treasurer participates in a securities lending program with Deutsche Bank acting as lending agent. Deutsche Bank retains 15% of the revenues generated as compensation for services, their share for the month was \$ 264,482. Pursuant to Oklahoma State Statute Title 62 Section 90, the State Treasurer retains security lending revenue to pay custody and other banking fees in a revolving fund and deposits excess funds to General Revenue.

Northern Trust Custody Fees

Pursuant to custodial contract with Northern Trust Company, custody fees are paid quarterly. Fees to be paid to Northern Trust Company for first two quarters ending March was 58,750.00.



OKLAHOMA
State Treasurer

AGENCY-DIRECTED INVESTMENTS

March 2026

Treasurer's Mission Statement

The mission of the Office of the State Treasurer is to serve the people of Oklahoma by providing sound banking and investment services, reuniting individuals and businesses with their unclaimed property, and promoting economic opportunities in a fiscally responsible and efficient manner while adhering to the highest professional and ethical standards.



Office of the State Treasurer
 Agency Directed Investments
 March 31, 2026

Issuer	Face Amount/Shares	Market Value	Book Value	% of Portfolio
ARPA Funding				
JPMorgan MM	668,656,697	668,656,697	668,656,697	100%
Total, ARPA Funding	668,656,697	668,656,697	668,656,697	100%
Ocia Legacy Fund 481 & OCAMP 249				
Federated Hermes MM	1,127,131,927	1,127,131,927	1,127,131,927	90%
Adv. Now-OCAMP Fund	124,133,660	124,133,660	124,133,660	10%
Total	1,251,265,587	1,251,265,587	1,251,265,587	100%
Langston - Agency Directed				
Fundamental Investors Inc A	16,499	1,463,278	371,159	33%
Investment Co of America A	16,849	1,001,817	371,249	33%
Washington Mutual Fund A	17,405	1,095,442	371,270	34%
Northern Trust - Agency Fund	4,509	4,509	4,509	0%
Total / Average	55,262	3,565,046	1,118,187	100%
Report Total	1,919,977,546	1,923,487,330	1,921,040,471	



Office of the State Treasurer
State Agency Directed by Broker
March 31, 2026

Broker

Tax ID

Purchases at Cost

Sales at Cost

No activity



Office of the State Treasurer
State Agency Directed by Security Type
March 31, 2026

Broker

Tax ID

Purchases at Cost

Sales at Cost

No activity



Office of the State Treasurer
 Assets Under Management
 March 31, 2026

Account	Class Funding	Agency	Interest Rate	Days to Maturity	Market Value
2109002	8090B	OMES- Risk Mgmt Revolving Fund ASA	3.6665	1	74,588,447
2118506	8185F	Corportation Commission	3.6665	1	23,217,757
2137001	8370A	OIFA	3.6665	1	10,047,469
2138503	8385C	Oklahoma Insurance Department	3.6665	1	3,054,751
2139101	8391A	Multiple Injury Trust Fund	3.6665	1	28,858,984
2141001	8410A	Commissioners of the Land Office	3.6665	1	109,614,196
2142001	8420A	Langston University	3.6665	1	10,485,045
2143500	79901	Oklahoma Lottery Commission	3.6665	1	12,118,251
2143501	8435A	Oklahoma Lottery Commission	3.6665	1	8,805,606
2147704	8477D	Oklahoma Bureau of Narcotics	3.6665	1	10,989,431
2151500	79901	OPERS	3.6665	1	2,951,973
2151501	8515A	OPERS	3.6665	1	343,731
2151502	8515B	OPERS	3.6665	1	13,283
2151503	8515C	OPERS	3.6665	1	90,806
2151504	8515D	OPERS	3.6665	1	1,635,786
2151505	8515E	OPERS	3.6665	1	36,352
2151506	8515F	OPERS	3.6665	1	23,645
2151507	8515G	OPERS	3.6665	1	28,388
2151508	8515H	OPERS	3.6665	1	4,404
2153001	8530A	Panhandle State University	3.6665	1	1,726,608
2155701	8557A	OK Police Pension	3.6665	1	3,698,260
2169502	8695B	Tax Commission	3.6665	1	465,018,304
2169505	8695E	Tax Commission	3.6665	1	14,083
2169520	8695T	Tax Commission	3.6665	1	(1,663,893)
2169521	8695U	Tax Commission	3.6665	1	99,403,660
2174007	8740G	State Treasurer	3.6665	1	1,933,966
2183006	8830F	DHS - CSED	3.6665	1	20,680,375
7200039	20000	Oklahoma Boll Weevil Eradication	3.6665	1	3,775,952
7200131	79901	Department of Corrections	3.6665	1	14,824,905
7200320	20000	Department of Wildlife	3.6665	1	10,151,497
7200359	20000	OERB	3.6665	1	7,531,763
7200370	20000	OIFA	3.6665	1	1,197,142
7200391	20000	Multiple Injury Trust Fund	3.6665	1	118,255
7200410	20000	Commissioners of the Land Office	3.6665	1	4,548,474
7200435	20000	Oklahoma Lottery Commission	3.6665	1	26,712,782
7200515	20000	OPERS	3.6665	1	1,701,729
7200588	20000	Real Estate Commission	3.6665	1	4,277,224
7200830	20000	Department of Human Services	3.6665	1	154,021
7201825	20100	University Hospitals Authority	3.6665	1	2,108,003
7205090	20500	OMES Risk Management Division/DSC	3.6665	1	100,010,146
7205131	79901	Department of Corrections	3.6665	1	6,791,638
7205204	20500	JM Davis Arms & Historical Museum	3.6665	1	3,569



Office of the State Treasurer
 Assets Under Management
 March 31, 2026

Account	Class Funding	Agency	Interest Rate	Days to Maturity	Market Value
7205320	20500	Department of Wildlife	3.6665	1	1,282,788
7205359	20500	Sustaining OK Energy Resources	3.6665	1	8,641,211
7205515	20500	OPERS	3.6665	1	674,837
7205563	20500	OK Bd for Private Vocational Schools	3.6665	1	425,124
7205630	20500	Oklahoma Department of Securities	3.6665	1	1,754,528
7205650	20500	Department of Veteran Affairs	3.6665	1	5,916,530
7205807	20500	Oklahoma Health Care Authority	3.6665	1	3,386,367
7210270	21000	State Election Board	3.6665	1	64,200
7210320	21000	Department of Wildlife	3.6665	1	3,860,858
7210350	21000	Oklahoma Historical Society	3.6665	1	33
7210400	21000	Office of Juvenile Affairs	3.6665	1	5,848
7210410	21000	Commissioners of the Land Office	3.6665	1	12,670,709
7210515	21000	OPERS	3.6665	1	901,352
7210570	21000	State Board of Licensure for Professional Engineers &	3.6665	1	361,721
7210588	21000	Real Estate Commission	3.6665	1	812,783
7215270	21500	State of Oklahoma Election Board - HAVA	3.6665	1	9,711,569
7215320	21500	Department of Wildlife	3.6665	1	5,548,925
7215566	21500	Tourism & Recreation Department	3.6665	1	2,168,332
7215585	21500	Department of Public Safety	3.6665	1	2,787,235
7215670	21500	JD McCarty Center	3.6665	1	1,020,891
7215825	215000	University Hospitals Authority	3.6665	1	2,009,929
7216805	21600	Department of Rehabilitation Services	3.6665	1	1,434,938
7220320	22000	Dept of Wildlife Conservation	3.6665	1	33,882
7220570	22000	OSB of Licensure for Professional Engineers and Land	3.6665	1	261,268
7220585	22000	Department of Public Safety	3.6665	1	4,462,583
7220650	22000	Department of Veteran Affairs	3.6665	1	10,056,094
7220830	22000	Department of Human Services	3.6665	1	11,043
7225040	22500	Department of Agriculture	3.6665	1	76,600
7225830	22500	Department of Human Services	3.6665	1	215,907
7226835	22600	Oklahoma Water Resources Board	3.6665	1	2,051,125
7230220	23000	Oklahoma Crime Victims Compensation	3.6665	1	7,935,194
7230345	23000	Department of Transportation	3.6665	1	6,882,980
7230695	23000	Tax Commission	3.6665	1	1,500,742
7230807	23000	Health Care Authority	3.6665	1	0
7235605	23500	Regents for Higher Education	3.6665	1	5,753,302
7240807	24000	Health Care Authority	3.6665	1	13,209,211
7240830	24000	Oklahoma Human Services	3.6665	1	6,266,736
7244090	24400	OMES Dept of Central Services	3.6665	1	567,175
7245807	24500	Health Care Authority	3.6665	1	3,341,269
7252090	25200	Department of Central Services	3.6665	1	1,086,854
7255090	25500	Department of Central Services	3.6665	1	2,087,573
7255585	25500	Oklahoma Dept of Public Safety	3.6665	1	137,639
7260090	26000	OMES Risk Management Division	3.6665	1	7,054,124

Interest rate is net of 1.25 bp management fee



Office of the State Treasurer
 Assets Under Management
 March 31, 2026

Account	Class Funding	Agency	Interest Rate	Days to Maturity	Market Value
7265090	26500	OMES- Risk Mgmt	3.6665	1	810,560
7275740	27500	OST - SEED	3.6665	1	873
7280090	28000	OMES DCS Property Distribution	3.6665	1	871,654
7280131	79901	Department of Corrections	3.6665	1	18,656,652
7280345	28000	Department of Transportation	3.6665	1	1,529,395
7285345	28500	Department of Transportation	3.6665	1	183,163,038
7295090	27000	Emergency & Transportation	3.6665	1	9,026,751
7303000	30300	Tobacco Litigation Escrow Fund	3.6665	1	33,949
7360566	36000	Tourism & Recreation Department	3.6665	1	6,857,377
7400628	40000	Oklahoma Center for the Advancement of Science & T	3.6665	1	10,492,310
7400650	40000	Department of Veteran Affairs	3.6665	1	24,971,575
7403292	40300	Oklahoma Department of Environmental Quality	3.6665	1	992,951
7405220	40500	District Attorneys Council	3.6665	1	5,889,595
7409105	40900	OCIA - NACEA Revenue Series 2018B	3.6665	1	502
7411105	41100	OCIA - Capitol Repair Revenue Series 2018C	3.6665	1	437,943
7412105	41200	OCIA	3.6665	1	1,269,138
7416000	41600	OSF - Oil Overcharge	3.6665	1	329,916
7416105	41600	OCIA - DOC Revenue Series 2018D	3.6665	1	2,877
7416160	41600	Department of Commerce	3.6665	1	3,470,852
7424105	42400	OCIA - Revenue Series 2019A	3.6665	1	35,005
7425650	42500	Department of Veteran Affairs	3.6665	1	10,140,590
7426000	42600	OSF - Oil Overcharge	3.6665	1	2,756,615
7426160	42600	Department of Commerce	3.6665	1	19,258,152
7428105	42800	OCIA Endowed Chairs Fund	3.6665	1	963,470
7430010	43000	Oklahoma State University	3.6665	1	3,611,887
7430011	43000	Oklahoma State University	3.6665	1	3,088,041
7430012	43000	Oklahoma State University	3.6665	1	3,096,997
7430013	43000	Oklahoma State University	3.6665	1	3,040,618
7430014	43000	Oklahoma State University	3.6665	1	3,173,471
7430015	43000	Oklahoma State University	3.6665	1	3,075,437
7430016	43000	Oklahoma State University	3.6665	1	157,891
7430100	43000	Cameron University	3.6665	1	1,632,967
7430420	43000	Langston University	3.6665	1	212,909
7430461	43000	Rogers State College	3.6665	1	1,341,546
7430505	43000	Northwestern Oklahoma State University	3.6665	1	483,494
7430530	43000	Panhandle State University	3.6665	1	12,135
7430665	43000	Southwestern Oklahoma State University	3.6665	1	1,305,137
7430760	43000	University of Oklahoma	3.6665	1	71,073,677
7430770	43000	OUHSC	3.6665	1	106,961,709
7430773	43000	Oklahoma State University	3.6665	1	3,314,651
7436000	43600	OSF - Oil Overcharge	3.6665	1	3,023
7436105	43600	OCIA	3.6665	1	935
7438105	43800	OCIA	3.6665	1	383,827



Office of the State Treasurer
 Assets Under Management
 March 31, 2026

Account	Class Funding	Agency	Interest Rate	Days to Maturity	Market Value
7443105	44300	OCIA	3.6665	1	372,919
7444105	44400	OCIA 2017C Series	3.6665	1	306
7444835	44400	Water Resources Board	3.6665	1	12,791,479
7445835	44500	Water Resources Board	3.6665	1	12,192,424
7447105	44700	2017A Revenue Fund	3.6665	1	65,013
7450105	45000	OCIA Series 2020B	3.6665	1	835,087
7452105	45200	OCIA Series 2020D	3.6665	1	386
7454105	45400	OCIA Series 2020E	3.6665	1	781
7455160	45500	Department of Commerce	3.6665	1	194,727
7459105	45900	OCIA Endowed Chairs 2021	3.6665	1	842,550
7460100	46000	Cameron University	3.6665	1	74,416
7461105	46100	OCIA (TIFIA/ODOT 2022)	3.6665	1	198,070
7463105	46300	OCIA (Conservation-2022A)	3.6665	1	19,521,594
7465105	46500	OCIA (Conservation-2022A)	3.6665	1	103,611
7466105	46600	OCIA (National Guard Museum 2022B)	3.6665	1	7,232,951
7467105	46700	OCIA (National Guard Museum 2022B)	3.6665	1	1,600
7468105	46800	OCIA ODVA-2022C	3.6665	1	30,884,984
7469105	46900	OCIA ODVA-2022C	3.6665	1	222,749
7470010	47000	Oklahoma State University Capital Bond Project	3.6665	1	1,332,151
7471835	47100	Water Resources Board	3.6665	1	3,956,501
7472835	47200	Water Resources Board	3.6665	1	136,028,139
7473835	47300	Water Resources Board	3.6665	1	61,642,360
7475750	47500	Tulsa Community College	3.6665	1	8,574
7475770	47500	OUHSC	3.6665	1	38,549,914
7476760	47600	University of Oklahoma	3.6665	1	35,189,196
7480105	48000	OCIA	3.6665	1	220,170
7484105	48400	OCIA	3.6665	1	231,534
7486105	48600	OCIA	3.6665	1	198,738
7487010	48700	OKLAHOMA STATE UNIVERSITY	3.6665	1	2,801,597
7488010	48800	OKLAHOMA STATE UNIVERSITY	3.6665	1	44,773
7490010	49000	Oklahoma State University	3.6665	1	54,026
7490013	49000	Oklahoma State University	3.6665	1	24,506
7490015	49000	Oklahoma State University	3.6665	1	1,566
7490270	49000	Oklahoma State Election Board	3.6665	1	20
7490773	49000	Oklahoma State University	3.6665	1	63,426
7491220	49100	District Attorneys Council	3.6665	1	26,538
7493105	49300	OCIA 2024A	3.6665	1	3,826,557
7494105	49400	OCIA 2024B	3.6665	1	513,977
7497085	49700	Broadband	3.6665	1	45,285,557
7497105	49700	OCIA Series 2025A	3.6665	1	282,748,030
7497835	49700	Water Resources Board	3.6665	1	751,366
7498105	49800	OCIA Series 2025A	3.6665	1	1,325,904
7515410	8410A	Commissioners of the Land Office	3.6665	1	148,848



Office of the State Treasurer
 Assets Under Management
 March 31, 2026

Account	Class Funding	Agency	Interest Rate	Days to Maturity	Market Value
7516410	8410A	Commissioners of the Land Office	3.6665	1	2,074,738
7600010	60000	Oklahoma State University	3.6665	1	8,583,757
7600100	60000	Cameron University	3.6665	1	1,828,527
7600120	60000	University of Central Oklahoma	3.6665	1	1,178,154
7600150	60000	University of Science & Arts	3.6665	1	115,515
7600230	60000	East Central University	3.6665	1	920,244
7600420	60000	Langston University	3.6665	1	1,932,483
7600485	60000	Northeastern State University	3.6665	1	1,589,569
7600490	60000	Northern Oklahoma College	3.6665	1	1,352,535
7600505	60000	Northwestern Oklahoma State University	3.6665	1	1,482,932
7600530	60000	Panhandle State University	3.6665	1	200,888
7600660	60000	Southeastern Oklahoma State University	3.6665	1	536,490
7600665	60000	Southwestern Oklahoma State University	3.6665	1	2,805,409
7600760	60000	University of Oklahoma	3.6665	1	6,939,454
7650010	65000	Oklahoma State University	3.6665	1	4,017,389
7650100	65000	Cameron University	3.6665	1	1,018,010
7650120	65000	University of Central Oklahoma	3.6665	1	3,351,253
7650150	65000	University of Science & Arts	3.6665	1	120,029
7650230	65000	East Central University	3.6665	1	268,808
7650420	65000	Langston University	3.6665	1	3,936,346
7650485	65000	Northeastern State University	3.6665	1	254,554
7650490	65000	Northern Oklahoma College	3.6665	1	4,455,196
7650505	65000	Northwestern Oklahoma State University	3.6665	1	1,125,499
7650530	65000	Panhandle State University	3.6665	1	396,528
7650660	65000	Southeastern Oklahoma State University	3.6665	1	699,036
7650665	65000	Southwestern Oklahoma State University	3.6665	1	1,187,199
7650760	65000	University of Oklahoma	3.6665	1	4,147,954
7700040	70000	Department of Agriculture	3.6665	1	12,355,520
7700041	70000	Western Oklahoma State College	3.6665	1	182,397
7700131	79901	Department of Corrections	3.6665	1	21,538,919
7700240	70000	Eastern Oklahoma State College	3.6665	1	1,434,057
7700461	70000	Rogers State College	3.6665	1	10,902,650
7700490	70000	Northern Oklahoma College	3.6665	1	6,313,927
7700606	70000	Ardmore Higher Education Center	3.6665	1	0
7700633	70000	Oklahoma City Community College	3.6665	1	12,318,901
7700660	70000	Southeastern Oklahoma State University	3.6665	1	8,510,653
7700760	70000	University of Oklahoma	3.6665	1	217,279,738
7700830	70000	Department of Human Services	3.6665	1	905,863
7701010	70100	Oklahoma State University	3.6665	1	81,165,370
7701150	70100	University of Science & Arts	3.6665	1	984,720
7701165	70100	Connors State College	3.6665	1	1,120,090
7701400	70100	Office of Juvenile Affairs	3.6665	1	11,008
7701480	70100	Northeasten Oklahoma A&M College	3.6665	1	154,024



Office of the State Treasurer
 Assets Under Management
 March 31, 2026

Account	Class Funding	Agency	Interest Rate	Days to Maturity	Market Value
7701530	70100	Panhandle State University	3.6665	1	111,874
7701605	70100	Regents for Higher Education	3.6665	1	34,521,433
7701650	70100	Department of Veteran Affairs	3.6665	1	528,619
7701770	70100	OUHSC	3.6665	1	460,448,261
7701805	70100	Department of Rehabilitation Services	3.6665	1	272,347
7701865	70100	OK Workers' Comp Commission	3.6665	1	5,680,218
7702120	70200	University of Central Oklahoma	3.6665	1	12,285,156
7702650	70200	Department of Veteran Affairs	3.6665	1	273,734
7703650	70300	Department of Veteran Affairs	3.6665	1	392,167
7704120	70400	University of Central Oklahoma	3.6665	1	675,930
7704650	70400	Department of Veteran Affairs	3.6665	1	867,225
7704865	70400	OK Workers' Comp Commission	3.6665	1	52,190
7705505	70500	Northwestern Oklahoma State University	3.6665	1	3,696,240
7705650	70500	Department of Veteran Affairs	3.6665	1	633,638
7705675	70500	Self Insurance Guaranty Fund	3.6665	1	2,420,138
7705865	70500	OK Workers' Comp Commission	3.6665	1	48,355
7706452	70600	Community Mental Health Center Rep Payee Account	3.6665	1	8,352
7706650	70600	Department of Veteran Affairs	3.6665	1	12,158
7706750	70600	Tulsa Community College	3.6665	1	6,648,979
7706865	70600	OK Workers' Comp Commission	3.6665	1	198,611
7707452	70700	Central Oklahoma CMHC Rep Payee Account	3.6665	1	35,452
7707585	70700	Department of Public Safety	3.6665	1	5,363,641
7707605	70700	Regents for Higher Education	3.6665	1	10,471,735
7707650	70700	Department of Veteran Affairs	3.6665	1	248,008
7707865	70700	OK Workers' Comp Commission	3.6665	1	273,473
7708108	70800	Carl Albert State College	3.6665	1	4,792,289
7708605	70800	Regents for Higher Education	3.6665	1	62,057
7708650	70800	Department of Veteran Affairs	3.6665	1	66,798
7709605	70900	Regents for Higher Education	3.6665	1	6,475,296
7710350	71000	Oklahoma Historical Society	3.6665	1	1,390,576
7710452	71000	Oklahoma Department of Mental Health	3.6665	1	1,918,320
7710605	71000	Regents for Higher Education	3.6665	1	3,234,025
7711185	8740G	Corporation Commission	3.6665	1	71,607,714
7711420	71100	Langston University	3.6665	1	398,844
7711452	71100	Griffin Memorial Hospital Rep Payee	3.6665	1	49,467
7711605	71100	Regents for Higher Education	3.6665	1	843,169
7712605	71200	Regents for Higher Education	3.6665	1	128,737
7713605	71300	Regents for Higher Education	3.6665	1	112,593,731
7714452	71400	Northwest Center for Behavioral Health	3.6665	1	53,002
7714605	71400	Regents for Higher Education	3.6665	1	17,619,180
7715605	71500	Regents for Higher Education	3.6665	1	1,988,731
7718605	71800	Regents for Higher Education	3.6665	1	11,364,922
7719605	71900	Regents for Higher Education	3.6665	1	222



Office of the State Treasurer
 Assets Under Management
 March 31, 2026

Account	Class Funding	Agency	Interest Rate	Days to Maturity	Market Value
7723623	72300	Seminole State College	3.6665	1	364,318
7725100	72500	Cameron University	3.6665	1	641,859
7730230	73000	East Central University	3.6665	1	2,585,626
7730830	73000	Department of Human Services	3.6665	1	420,498
7740605	74000	Regents for Higher Education	3.6665	1	3,136,911
7741241	74100	Redlands Community College	3.6665	1	3,901,839
7745605	74500	Regents for Higher Education	3.6665	1	428,108
7747470	74700	Murray State College	3.6665	1	193,401
7750350	75000	Oklahoma Historical Society	3.6665	1	19,437
7750531	75000	Rose State College	3.6665	1	16,635,744
7751485	75100	Northeastern State University	3.6665	1	19,669,259
7752485	75200	Northeastern State University	3.6665	1	3,459,796
7765665	76500	Southwestern Oklahoma State University	3.6665	1	1,382,792
7790470	79000	Murray State College	3.6665	1	1
7805370	80500	OIFA	3.6665	1	121
7854740	85400	OCIA Endowed Chair Fund 2010	3.6665	1	6,560,189
7910467	91000	OSF Escrow Fund	3.6665	1	206,296
7920605	92000	Regents for Higher Education	3.6665	1	28,692,784
State Agency, Investable Base					3,719,250,815
ARP Investment					668,656,697
Ocia Legacy Fund & OCAMP					1,251,265,587
State of Oklahoma, Investable Base					11,574,076,190
Assets Under Management					17,213,249,289