

Treasurer Todd Russ



**OKLAHOMA**  
State Treasurer

## TREASURER'S INVESTMENTS

---

### January 2026

#### **Treasurer's Mission Statement**

The mission of the  
Office of the State Treasurer  
is to serve the people  
of Oklahoma by  
providing sound banking and  
investment services, reuniting  
individuals and businesses with their  
unclaimed property, and  
promoting economic opportunities  
in a fiscally responsible  
and efficient manner while adhering to the  
highest professional and ethical standards.



OKLAHOMA  
State Treasurer

## Investment Report

January 2026

"As 2026 begins, the data show an economy still growing, inflation easing but not yet at target, and interest rates holding steady for now. In this environment, we continue managing Oklahoma's funds with discipline and caution, ensuring the state remains financially secure and well positioned as conditions develop."



STATE TREASURER  
TODD RUSS

### PORTFOLIO PERFORMANCE, DIVERSIFICATION AND STRATEGY

January portfolio yielded **3.68%**, up from **3.59%** last year, with a weighted average maturity of 760 days.

Total assets under management of **\$17.5 billion**, up \$400 million in comparison to January 2025.

Total portfolio contained **67.8% in U.S. Treasuries**, **0.4% in U.S. government agencies**, **18.7% in money market mutual funds**, **11.8% in mortgage-backed securities**, **0.4% in certificates of deposit**, and **0.7% in state and foreign bonds**, comprising the balance of funds invested.

PORTFOLIO	UTILIZATION	INVESTMENT OPPORTUNITIES	DIVERSIFICATION
Seek safety, liquidity and return on investment, in that order	Laddered bond maturities and buy-and-hold	Market observation, maximizing income within investment parameters and stable interest rates	Sound strategy keeping with the state's statutory investment objectives

**TOTAL FUNDS INVESTED** Available market value investment funds, including State Treasurer investments at **\$11,796,840,365**. State Agency balances in OK Invest of **\$3,768,693,517**, American Rescue Plan investments at **\$739,988,109**, and the Oklahoma Capitol Improvement Authority Legacy Fund at **\$1,045,022,594**, Oklahoma Capital Assets Maintenance and Protection Fund at **\$124,133,664** for a total of **\$17,474,678,249**.

**MARKET CONDITIONS** Treasury yields were modestly higher in January as markets recalibrated expectations following stronger growth signals and the Federal Reserve's decision to pause its easing cycle. The 2-year Treasury yield ended the month at near **3.52%**, up from approximately **3.47%** at the end of December, while the 10-year Treasury finished around **4.24%**, compared with roughly **4.17%** previously. The increase was more pronounced at the long end of the curve, reflecting firmer growth expectations and reduced near-term probability of additional rate cuts.

Equity markets began 2026 on a constructive note. In January, the Dow Jones Industrial advanced **1.73%**, the S&P 500 gained **1.37%**, and the Nasdaq Composite rose **0.95%** on a month-over-month basis. Gains were supported by solid corporate earnings expectations, continued investment tied to artificial intelligence infrastructure, and investor confidence that the Federal Reserve is nearing a neutral policy stance.

At its January 28, 2026, meeting, the Federal Reserve left the federal funds target range unchanged at **3.50%–3.75%**, marking the first pause following three consecutive rate cuts totaling **75 basis points**. According to Chair Powell's January press conference, the Committee judged that the current stance of policy is appropriate, noting that while the economy is expanding at a solid pace and the unemployment rate has stabilized, inflation remains "somewhat elevated." Policymakers reiterated that total PCE inflation rose **2.9%** over the 12 months ending in December, with core PCE at **3.0%**, and emphasized that future policy adjustments will remain data dependent.

**ECONOMIC DEVELOPMENTS** The labor market showed renewed hiring momentum in January. Nonfarm payrolls increased by **130,000**, while the unemployment rate edged down to **4.3%**. **According to the Bureau of Labor Statistics, job gains were concentrated primarily in health care, retail trade, and government, while employment declined in certain goods-producing sectors.** Healthcare continued to lead to hiring, reflecting sustained demand for medical and social services. Although job growth remains below the stronger pace observed earlier in 2025, the sector composition suggests continued expansion in services while goods-producing industries remain more subdued.

The Consumer Price Index rose **2.4%** year over year in January, slowing down from **2.7%** in December and coming below economists' expectations of **2.5%**. Core CPI, which excludes food and energy, increased **2.5%** annually, down from **2.6%** in December. On a monthly basis, headline CPI rose **0.2%** (seasonally adjusted) in January, while core prices advanced **0.3%**. **According to the Bureau of Labor Statistics, the moderation in headline inflation was driven in part by declining gasoline and used vehicle prices, while services costs increased at their fastest monthly pace in a year.** Shelter prices rose **0.2%** month over month, providing some relief compared with prior months, but categories such as hospital services and transportation services continued to post firm gains. Despite the improvement in the annual rate, underlying services inflation remains elevated relative to the Federal Reserve's **2% target**, suggesting that while disinflation continues, price pressures have not fully normalized entering 2026.

The Producer Price Index for final demand increased **0.5%** month over month in December, bringing the year-over-year increase for 2025 to **3.0%**. Final demand services rose **0.7%** in December, while goods prices were unchanged. Core PPI, which excludes food, energy, and trade services, increased **0.4%** month over month. **According to the U.S. Department of Labor, the December increase in producer prices, particularly within services, indicates some renewed pipeline inflation pressures; however, the broader year-over-year trend suggests that upstream cost growth remains contained relative to prior peaks, suggesting moderate underlying price pressure entering 2026.**

Retail sales were unchanged (**0.0%**) in December, following a **0.6%** increase in November, bringing total 2025 retail sales growth to **3.7%**. **According to the U.S. Department of Commerce, the flat December reading surprised economists and indicated some cooling in discretionary demand after a strong holiday season.** Despite the pause, overall consumer activity remains supported by stable labor conditions and household balance sheets.

The housing sector weakened in January. Existing home sales declined **8.4%** month over month to a seasonally adjusted annual rate of **3.91 million units** and were **4.4%** lower year over year. **According to the National Association of Realtors, housing inventory decreased 0.8% to 1.22 million units, representing approximately 3.7 months' supply.** The median existing-home price increased **0.9%** year over year to **\$396,800**, reflecting continued supply constraints despite softer transaction volumes. NAR Chief Economist Lawrence Yun noted that, while mortgage rates and affordability pressures continue to weigh on transaction activity, underlying housing demand remains supported by steady job growth and limited inventory, suggesting that sales activity could stabilize once borrowing costs ease.

Economic growth data confirmed that the U.S. economy entered 2026 on firm footing. Real gross domestic product increased at an annual rate of **4.4%** in the third quarter of 2025, revised up slightly from prior estimates and up from **3.8%** in the second quarter. **According to the Bureau of Economic Analysis, the increase reflected stronger consumer spending, exports, government spending, and investment, while corporate profits rose \$175.6 billion during the quarter.** Although fourth-quarter data are pending, the solid third-quarter performance underscores continued resilience in overall economic activity.

---

**COLLATERALIZATION** All funds under the control of this office requiring collateralization were secured at rates ranging from 100% to 110%, depending on the type of investment.

---

Best regards,



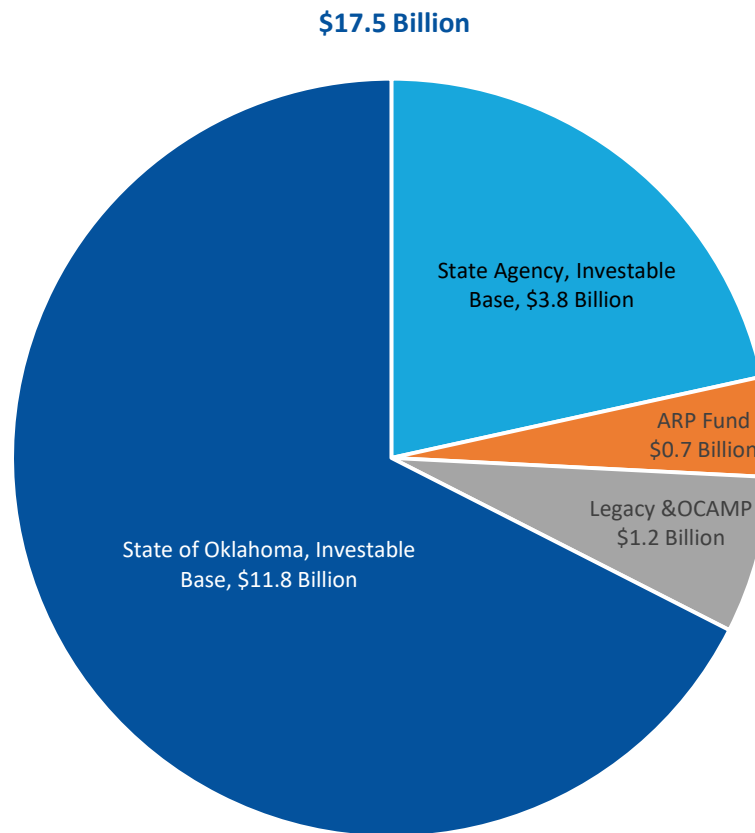
TODD RUSS  
STATE TREASURER

CC: The Honorable *Kevin Stitt*, Governor  
The Honorable *Kyle Hilbert*, Speaker of the House  
The Honorable *Lonnie Paxton*, President Pro Tempore  
The Honorable *Gentner Drummond*, Attorney General  
The Honorable *Cindy Byrd*, State Auditor and Inspector



**OKLAHOMA**  
State Treasurer

Office of the State Treasurer  
Distribution of Assets Under Management  
January 31, 2026





Office of the State Treasurer  
Portfolio Composition  
January 31, 2026

Asset Category	Face Amount/ Shares	Market Value	Book Value	% of Portfolio	YTM @ Cost	Weighted Average Maturity
Certificate of Deposit-IntraFi	67,664,000	67,664,000	67,664,000	0.4	3.74%	245
Foreign Bonds	125,000,000	125,005,878	125,000,000	0.7	5.09%	454
Money Market - General Funds	1,371,274,323	1,371,274,323	1,371,274,323	7.8	3.63%	1
Money Market - ARP Investment	739,988,109	739,988,109	739,988,109	4.2	3.61%	1
Money Market - Legacy Fund	1,045,022,594	1,045,022,594	1,045,022,594	6.0	3.61%	1
Adv. Now-OCAMP Fund	124,133,664	124,133,664	124,133,664	0.7	3.71%	1
State Bond Issues	30,000,000	30,000,000	30,000,000	0.2	4.27%	2,069
US Agency - MBS	2,062,106,478	1,885,412,775	2,063,994,048	11.8	1.89%	2,071
US Agency Bonds	75,000,000	74,784,490	74,912,447	0.4	3.32%	198
US Treasury Bonds / Notes	12,150,000,000	12,011,392,416	11,921,480,069	67.8	3.99%	749
<b>Total / Average</b>	<b>17,790,189,168</b>	<b>17,474,678,249</b>	<b>17,563,469,254</b>	<b>100.0</b>	<b>3.68%</b>	<b>760</b>

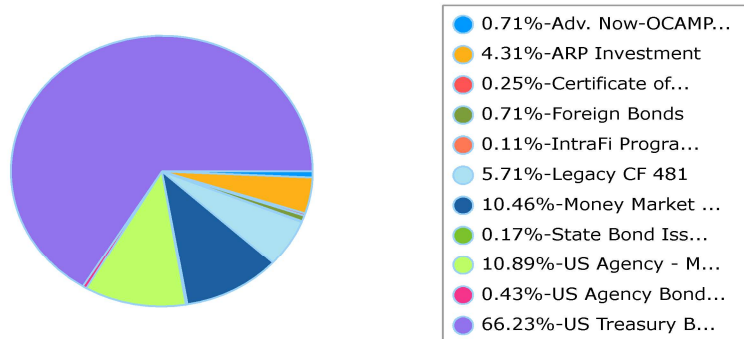


Office of the State Treasurer  
Distribution by Asset Category - Market Value  
Report Group: Monthly Investment Report

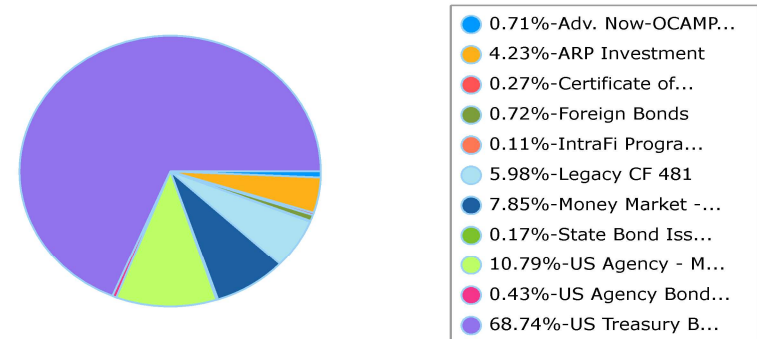
Begin Date: 12/31/2025, End Date: 1/31/2026

Asset Category	Market Value 12/31/2025	% of Portfolio 12/31/2025	Market Value 1/31/2026	% of Portfolio 1/31/2026
Certificate of Deposit-IntraFi	64,164,000	0.4	67,664,000	0.4
Foreign Bonds	125,010,848	0.7	125,005,878	0.7
Money Market - General Funds	1,833,345,424	10.5	1,371,274,323	7.8
Money Market - ARP Investment	755,744,752	4.3	739,988,109	4.2
Money Market - Legacy Fund	1,001,498,266	5.7	1,045,022,594	6.0
Adv. Now-OCAMP Fund	124,142,101	0.7	124,133,664	0.7
State Bond Issues	30,000,000	0.2	30,000,000	0.2
US Agency - MBS	1,909,086,601	10.9	1,885,412,775	10.9
US Agency Bonds	74,759,430	0.4	74,784,490	0.4
US Treasury Bonds / Notes	11,608,318,968	66.2	12,011,392,416	68.7
<b>Total / Average</b>	<b>17,526,070,390</b>	<b>100.0</b>	<b>17,474,678,249</b>	<b>100.0</b>

Portfolio Holdings as of 12/31/2025



Portfolio Holdings as of 1/31/2026





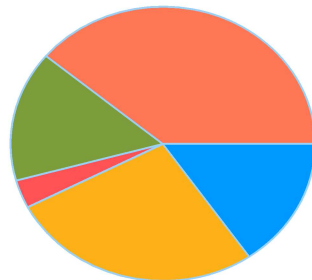
Office of the State Treasurer  
Distribution by Issuer - Market Value  
Report Group: Money Market

Begin Date: 12/31/2025, End Date: 1/31/2026

Issuer Allocation

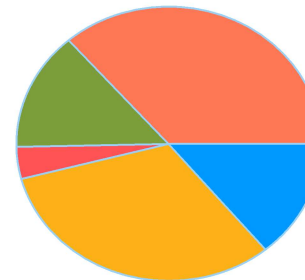
Issuer	Market Value 12/31/2025	% of Portfolio 12/31/2025	Market Value 1/31/2026	% of Portfolio 1/31/2026
AIM Invesco	571,565,891	15.4	459,765,382	14.0
FederatedHermes	1,001,498,266	27.0	1,045,022,594	31.9
First United Bank DDA	124,142,101	3.3	124,133,664	3.8
Goldman Sachs	571,399,329	15.4	457,899,851	14.0
JPMorgan	1,445,964,899	38.93	1,193,433,242	36.38
Northern Trust	160,058	0.00	163,958	0.00
<b>Total / Average</b>	<b>3,714,730,543</b>	<b>100.0</b>	<b>3,280,418,691</b>	<b>100.0</b>

Portfolio Holdings as of 12/31/2025



- 15.39%-AIM Invesco
- 26.96%-FederatedHerm...
- 3.34%-First United B...
- 15.38%-Goldman Sachs
- 38.93%-JPMorgan
- 0%-Northern Trust

Portfolio Holdings as of 1/31/2026



- 14.02%-AIM Invesco
- 31.86%-FederatedHerm...
- 3.78%-First United B...
- 13.96%-Goldman Sachs
- 36.38%-JPMorgan
- 0%-Northern Trust

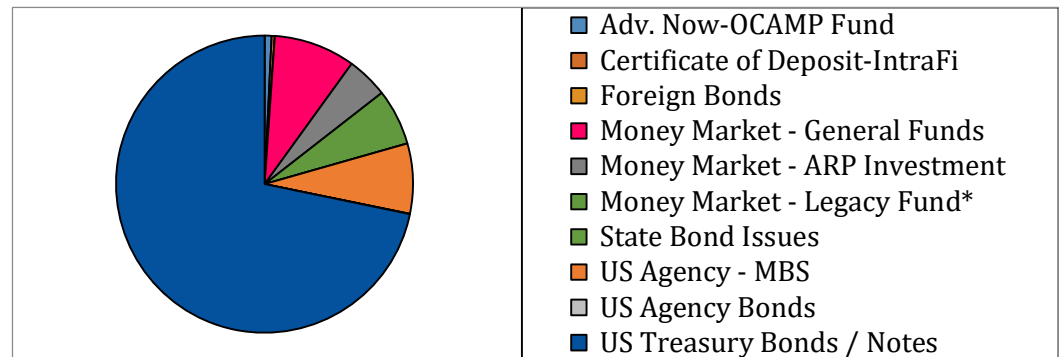


Office of the State Treasurer  
Earnings by Asset Category  
January 31, 2026

Asset Category	YTM @ Cost	Interest Earned Net of Amortization/ Accretion	Realized Gain/Loss	Total Earnings
Adv. Now-OCAMP Fund	3.71%	383,664	-	383,664
Certificate of Deposit-IntraFi	3.74%	176,408	-	176,408
Foreign Bonds	5.09%	-	-	-
Money Market - General Funds	3.63%	4,544,275	-	4,544,275
Money Market - ARP Investment	3.71%	2,296,320	-	2,296,320
Money Market - Legacy Fund*	3.61%	3,124,670	-	3,124,670
State Bond Issues	4.27%	-	-	-
US Agency - MBS	1.87%	3,915,249	(13,036)	3,902,213
US Agency Bonds	3.32%	13,851	-	13,851
US Treasury Bonds / Notes	3.99%	36,690,144	-	36,690,144
Link Deposit (not active)		-		-
<b>Total or Average</b>	3.68%	51,144,581	(13,036)	51,131,545

\* Legacy Fund Interest was net of admin fees and lagged one month

**Total Earnings as of 1/31/2026**







Office of the State Treasurer  
Investment Activity  
January 31, 2026

Description	CUSIP	Broker/ Dealer	Trade Date	Settlement Date	YTM @ Cost	Par	Principal	Price	Interest	Total
<b>Buy</b>										
T-Note 1.5 2/15/2030	912828Z94	Academy Securities	1/28/2026	1/29/2026	3.745	25,000,000	22,911,133	91.645	170,177	23,081,309
T-Note 1.5 2/15/2030	912828Z94	Morgan Stanley	1/26/2026	1/27/2026	3.737	25,000,000	22,915,039	91.660	168,139	23,083,178
T-Note 1.5 2/15/2030	912828Z94	Morgan Stanley	1/23/2026	1/26/2026	3.758	25,000,000	22,895,508	91.582	167,120	23,062,627
T-Note 1.5 2/15/2030	912828Z94	Jefferies & Co	1/21/2026	1/22/2026	3.757	25,000,000	22,890,625	91.563	163,043	23,053,668
T-Note 1.5 2/15/2030	912828Z94	UMB Bank	1/7/2026	1/8/2026	3.622	25,000,000	22,994,141	91.977	148,777	23,142,918
T-Note 1.5 2/15/2030	912828Z94	BNY Mellon Capital Markets	1/6/2026	1/7/2026	3.634	25,000,000	22,981,445	91.926	147,758	23,129,203
T-Note 1.5 2/15/2030	912828Z94	Academy Securities	1/5/2026	1/6/2026	3.625	25,000,000	22,988,281	91.953	146,739	23,135,020
T-Note 3.5 1/31/2030	91282CGJ4	Jefferies & Co	1/26/2026	1/27/2026	3.745	25,000,000	24,773,438	99.094	427,989	25,201,427
T-Note 3.5 1/31/2030	91282CGJ4	Stifel Nicolaus	1/23/2026	1/26/2026	3.765	25,000,000	24,754,883	99.020	425,611	25,180,494
T-Note 3.5 1/31/2030	91282CGJ4	UMB Bank	1/21/2026	1/22/2026	3.766	25,000,000	24,753,906	99.016	416,101	25,170,007
T-Note 3.5 1/31/2030	91282CGJ4	BNY Mellon Capital Markets	1/7/2026	1/8/2026	3.629	25,000,000	24,878,906	99.516	382,813	25,261,719
T-Note 3.5 1/31/2030	91282CGJ4	Jefferies & Co	1/6/2026	1/7/2026	3.637	25,000,000	24,871,094	99.484	380,435	25,251,529
T-Note 3.5 1/31/2030	91282CGJ4	UMB Bank	1/5/2026	1/6/2026	3.630	25,000,000	24,877,930	99.512	378,057	25,255,987
T-Note 3.5 4/30/2030	91282CGZ8	UMB Bank	1/28/2026	1/29/2026	3.777	25,000,000	24,729,492	98.918	217,541	24,947,034
T-Note 3.625 3/31/2030	91282CGS4	Morgan Stanley	1/28/2026	1/29/2026	3.773	25,000,000	24,857,422	99.430	301,253	25,158,675
T-Note 3.625 3/31/2030	91282CGS4	TD Securities	1/26/2026	1/27/2026	3.762	25,000,000	24,868,164	99.473	296,274	25,164,438
T-Note 3.625 3/31/2030	91282CGS4	Hilltop	1/23/2026	1/26/2026	3.782	25,000,000	24,848,633	99.395	293,784	25,142,417
T-Note 3.625 3/31/2030	91282CGS4	Morgan Stanley	1/21/2026	1/22/2026	3.789	25,000,000	24,841,797	99.367	283,826	25,125,622
T-Note 3.625 3/31/2030	91282CGS4	RBC	1/7/2026	1/8/2026	3.643	25,000,000	24,981,445	99.926	248,970	25,230,415
T-Note 3.625 3/31/2030	91282CGS4	UMB Bank	1/6/2026	1/7/2026	3.653	25,000,000	24,971,680	99.887	246,480	25,218,160
T-Note 3.625 3/31/2030	91282CGS4	Morgan Stanley	1/5/2026	1/6/2026	3.650	25,000,000	24,974,609	99.898	243,990	25,218,600
T-Note 3.875 12/31/2029	91282CGB1	UMB Bank	1/23/2026	1/26/2026	3.756	25,000,000	25,107,422	100.430	69,579	25,177,001
T-Note 3.875 12/31/2029	91282CGB1	Morgan Stanley	1/21/2026	1/22/2026	3.760	25,000,000	25,103,516	100.414	58,874	25,162,390
T-Note 3.875 12/31/2029	91282CGB1	Stifel Nicolaus	1/7/2026	1/8/2026	3.624	25,000,000	25,230,469	100.922	21,409	25,251,878
T-Note 3.875 12/31/2029	91282CGB1	TD Securities	1/6/2026	1/7/2026	3.631	25,000,000	25,223,633	100.895	18,733	25,242,366
T-Note 3.875 12/31/2029	91282CGB1	Morgan Stanley	1/5/2026	1/6/2026	3.622	25,000,000	25,232,422	100.930	16,057	25,248,479
						650,000,000	634,457,031		5,839,528	640,296,560
<b>Matured</b>										
T-Note 2.625 1/31/2026	9128286A3	UMB Bank	1/31/2026	1/31/2026	0.000	25,000,000	25,000,000	0.000	0	25,000,000
T-Note 2.625 1/31/2026	9128286A3	UMB Bank	1/31/2026	1/31/2026	0.000	25,000,000	25,000,000	0.000	0	25,000,000
T-Note 2.625 1/31/2026	9128286A3	UMB Bank	1/31/2026	1/31/2026	0.000	25,000,000	25,000,000	0.000	0	25,000,000
T-Note 2.625 1/31/2026	9128286A3	UMB Bank	1/31/2026	1/31/2026	0.000	25,000,000	25,000,000	0.000	0	25,000,000
T-Note 2.625 1/31/2026	9128286A3	Bank of Oklahoma	1/31/2026	1/31/2026	0.000	25,000,000	25,000,000	0.000	0	25,000,000
T-Note 2.625 1/31/2026	9128286A3	UMB Bank	1/31/2026	1/31/2026	0.000	25,000,000	25,000,000	0.000	0	25,000,000
T-Note 2.625 1/31/2026	9128286A3	UMB Bank	1/31/2026	1/31/2026	0.000	25,000,000	25,000,000	0.000	0	25,000,000
T-Note 2.625 1/31/2026	9128286A3	Hilltop	1/31/2026	1/31/2026	0.000	25,000,000	25,000,000	0.000	0	25,000,000
T-Note 2.625 1/31/2026	9128286A3	UMB Bank	1/31/2026	1/31/2026	0.000	25,000,000	25,000,000	0.000	0	25,000,000
						225,000,000	225,000,000		0	225,000,000
<b>Net Change in Investments (Buy &amp; Matured/Sell)</b>						425,000,000	409,457,031		5,839,528	415,296,560



Office of the State Treasurer  
Transactions by Security Type  
January 31, 2026

Description	CUSIP	Action	Settlement Date	Maturity Date	YTM @ Cost	Par	Principal	Price	Interest	Total
<b>US Treasury Bonds and Notes</b>										
T-Note 1.5 2/15/2030	912828Z94	Buy	1/29/2026	2/15/2030	3.745	25,000,000	22,911,133	91.645	170,177	23,081,309
T-Note 1.5 2/15/2030	912828Z94	Buy	1/27/2026	2/15/2030	3.737	25,000,000	22,915,039	91.660	168,139	23,083,178
T-Note 1.5 2/15/2030	912828Z94	Buy	1/26/2026	2/15/2030	3.758	25,000,000	22,895,508	91.582	167,120	23,062,627
T-Note 1.5 2/15/2030	912828Z94	Buy	1/22/2026	2/15/2030	3.757	25,000,000	22,890,625	91.563	163,043	23,053,668
T-Note 1.5 2/15/2030	912828Z94	Buy	1/8/2026	2/15/2030	3.622	25,000,000	22,994,141	91.977	148,777	23,142,918
T-Note 1.5 2/15/2030	912828Z94	Buy	1/7/2026	2/15/2030	3.634	25,000,000	22,981,445	91.926	147,758	23,129,203
T-Note 1.5 2/15/2030	912828Z94	Buy	1/6/2026	2/15/2030	3.625	25,000,000	22,988,281	91.953	146,739	23,135,020
T-Note 3.5 1/31/2030	91282CGJ4	Buy	1/27/2026	1/31/2030	3.745	25,000,000	24,773,438	99.094	427,989	25,201,427
T-Note 3.5 1/31/2030	91282CGJ4	Buy	1/26/2026	1/31/2030	3.765	25,000,000	24,754,883	99.020	425,611	25,180,494
T-Note 3.5 1/31/2030	91282CGJ4	Buy	1/22/2026	1/31/2030	3.766	25,000,000	24,753,906	99.016	416,101	25,170,007
T-Note 3.5 1/31/2030	91282CGJ4	Buy	1/8/2026	1/31/2030	3.629	25,000,000	24,878,906	99.516	382,813	25,261,719
T-Note 3.5 1/31/2030	91282CGJ4	Buy	1/7/2026	1/31/2030	3.637	25,000,000	24,871,094	99.484	380,435	25,251,529
T-Note 3.5 1/31/2030	91282CGJ4	Buy	1/6/2026	1/31/2030	3.630	25,000,000	24,877,930	99.512	378,057	25,255,987
T-Note 3.5 4/30/2030	91282CGZ8	Buy	1/29/2026	4/30/2030	3.777	25,000,000	24,729,492	98.918	217,541	24,947,034
T-Note 3.625 3/31/2030	91282CGS4	Buy	1/29/2026	3/31/2030	3.773	25,000,000	24,857,422	99.430	301,253	25,158,675
T-Note 3.625 3/31/2030	91282CGS4	Buy	1/27/2026	3/31/2030	3.762	25,000,000	24,868,164	99.473	296,274	25,164,438
T-Note 3.625 3/31/2030	91282CGS4	Buy	1/26/2026	3/31/2030	3.782	25,000,000	24,848,633	99.395	293,784	25,142,417
T-Note 3.625 3/31/2030	91282CGS4	Buy	1/22/2026	3/31/2030	3.789	25,000,000	24,841,797	99.367	283,826	25,125,622
T-Note 3.625 3/31/2030	91282CGS4	Buy	1/8/2026	3/31/2030	3.643	25,000,000	24,981,445	99.926	248,970	25,230,415
T-Note 3.625 3/31/2030	91282CGS4	Buy	1/7/2026	3/31/2030	3.653	25,000,000	24,971,680	99.887	246,480	25,218,160
T-Note 3.625 3/31/2030	91282CGS4	Buy	1/6/2026	3/31/2030	3.650	25,000,000	24,974,609	99.898	243,990	25,218,600
T-Note 3.875 12/31/2029	91282CGB1	Buy	1/26/2026	12/31/2029	3.756	25,000,000	25,107,422	100.430	69,579	25,177,001
T-Note 3.875 12/31/2029	91282CGB1	Buy	1/22/2026	12/31/2029	3.760	25,000,000	25,103,516	100.414	58,874	25,162,390
T-Note 3.875 12/31/2029	91282CGB1	Buy	1/8/2026	12/31/2029	3.624	25,000,000	25,230,469	100.922	21,409	25,251,878
T-Note 3.875 12/31/2029	91282CGB1	Buy	1/7/2026	12/31/2029	3.631	25,000,000	25,223,633	100.895	18,733	25,242,366
T-Note 3.875 12/31/2029	91282CGB1	Buy	1/6/2026	12/31/2029	3.622	25,000,000	25,232,422	100.930	16,057	25,248,479
						<b>650,000,000</b>	<b>634,457,031</b>	<b>5,839,528</b>		<b>640,296,560</b>
<b>Certificates of Deposits_IntraFi</b>							<b>9,250,000</b>			
<b>Total</b>							<b>643,707,031</b>			



Office of the State Treasurer  
Transactions by Broker  
January 31, 2026

Description	CUSIP	Action	Asset Category	Settlement Date	Maturity Date	YTM @ Cost	Par	Principal	Price	Interest	Total
Academy Securities											
T-Note 1.5 2/15/2030	912828Z94	Buy	US Treasury Bonds / Notes	1/29/2026	2/15/2030	3.745	25,000,000	22,911,133	91.645	170,177	23,081,309.44
T-Note 1.5 2/15/2030	912828Z94	Buy	US Treasury Bonds / Notes	1/6/2026	2/15/2030	3.625	25,000,000	22,988,281	91.953	146,739	23,135,020.38
							50,000,000	45,899,414		316,916	46,216,329.82
BNY Mellon Capital Markets											
T-Note 1.5 2/15/2030	912828Z94	Buy	US Treasury Bonds / Notes	1/7/2026	2/15/2030	3.634	25,000,000	22,981,445	91.926	147,758	23,129,203.46
T-Note 3.5 1/31/2030	91282CGJ4	Buy	US Treasury Bonds / Notes	1/8/2026	1/31/2030	3.629	25,000,000	24,878,906	99.516	382,813	25,261,718.75
							50,000,000	47,860,352		530,571	48,390,922.21
Hilltop											
T-Note 3.625 3/31/2030	91282CGS4	Buy	US Treasury Bonds / Notes	1/26/2026	3/31/2030	3.782	25,000,000	24,848,633	99.395	293,784	25,142,417.15
							25,000,000	24,848,633		293,784	25,142,417.15
Jefferies & Co											
T-Note 1.5 2/15/2030	912828Z94	Buy	US Treasury Bonds / Notes	1/22/2026	2/15/2030	3.757	25,000,000	22,890,625	91.563	163,043	23,053,668.48
T-Note 3.5 1/31/2030	91282CGJ4	Buy	US Treasury Bonds / Notes	1/27/2026	1/31/2030	3.745	25,000,000	24,773,438	99.094	427,989	25,201,426.63
T-Note 3.5 1/31/2030	91282CGJ4	Buy	US Treasury Bonds / Notes	1/7/2026	1/31/2030	3.637	25,000,000	24,871,094	99.484	380,435	25,251,528.53
							75,000,000	72,535,156		971,467	73,506,624
Morgan Stanley											
T-Note 1.5 2/15/2030	912828Z94	Buy	US Treasury Bonds / Notes	1/27/2026	2/15/2030	3.737	25,000,000	22,915,039	91.660	168,139	23,083,177.65
T-Note 1.5 2/15/2030	912828Z94	Buy	US Treasury Bonds / Notes	1/26/2026	2/15/2030	3.758	25,000,000	22,895,508	91.582	167,120	23,062,627.38
T-Note 3.625 3/31/2030	91282CGS4	Buy	US Treasury Bonds / Notes	1/29/2026	3/31/2030	3.773	25,000,000	24,857,422	99.430	301,253	25,158,675.31
T-Note 3.625 3/31/2030	91282CGS4	Buy	US Treasury Bonds / Notes	1/22/2026	3/31/2030	3.789	25,000,000	24,841,797	99.367	283,826	25,125,622.43
T-Note 3.625 3/31/2030	91282CGS4	Buy	US Treasury Bonds / Notes	1/6/2026	3/31/2030	3.650	25,000,000	24,974,609	99.898	243,990	25,218,599.76
T-Note 3.875 12/31/2029	91282CGB1	Buy	US Treasury Bonds / Notes	1/22/2026	12/31/2029	3.760	25,000,000	25,103,516	100.414	58,874	25,162,389.94
T-Note 3.875 12/31/2029	91282CGB1	Buy	US Treasury Bonds / Notes	1/6/2026	12/31/2029	3.622	25,000,000	25,232,422	100.930	16,057	25,248,478.51
							175,000,000	170,820,313		1,239,258	172,059,571
RBC											
T-Note 3.625 3/31/2030	91282CGS4	Buy	US Treasury Bonds / Notes	1/8/2026	3/31/2030	3.643	25,000,000	24,981,445	99.926	248,970	25,230,415.09
							25,000,000	24,981,445		248,970	25,230,415
Stifel Nicolaus											
T-Note 3.5 1/31/2030	91282CGJ4	Buy	US Treasury Bonds / Notes	1/26/2026	1/31/2030	3.765	25,000,000	24,754,883	99.020	425,611	25,180,494.22
T-Note 3.875 12/31/2029	91282CGB1	Buy	US Treasury Bonds / Notes	1/8/2026	12/31/2029	3.624	25,000,000	25,230,469	100.922	21,409	25,251,877.59
							50,000,000	49,985,352		447,020	50,432,371.81
TD Securities											
T-Note 3.625 3/31/2030	91282CGS4	Buy	US Treasury Bonds / Notes	1/27/2026	3/31/2030	3.762	25,000,000	24,868,164	99.473	296,274	25,164,438.10
T-Note 3.875 12/31/2029	91282CGB1	Buy	US Treasury Bonds / Notes	1/7/2026	12/31/2029	3.631	25,000,000	25,223,633	100.895	18,733	25,242,365.54
							50,000,000	50,091,797		315,007	50,406,803.64
UMB Bank											
T-Note 1.5 2/15/2030	912828Z94	Buy	US Treasury Bonds / Notes	1/8/2026	2/15/2030	3.622	25,000,000	22,994,141	91.977	148,777	23,142,917.80
T-Note 3.5 1/31/2030	91282CGJ4	Buy	US Treasury Bonds / Notes	1/22/2026	1/31/2030	3.766	25,000,000	24,753,906	99.016	416,101	25,170,006.79
T-Note 3.5 1/31/2030	91282CGJ4	Buy	US Treasury Bonds / Notes	1/6/2026	1/31/2030	3.630	25,000,000	24,877,930	99.512	378,057	25,255,986.76
T-Note 3.5 4/30/2030	91282CGZ8	Buy	US Treasury Bonds / Notes	1/29/2026	4/30/2030	3.777	25,000,000	24,729,492	98.918	217,541	24,947,033.63
T-Note 3.625 3/31/2030	91282CGS4	Buy	US Treasury Bonds / Notes	1/7/2026	3/31/2030	3.653	25,000,000	24,971,680	99.887	246,480	25,218,159.77
T-Note 3.875 12/31/2029	91282CGB1	Buy	US Treasury Bonds / Notes	1/26/2026	12/31/2029	3.756	25,000,000	25,107,422	100.430	69,579	25,177,000.61
							150,000,000	147,434,570		1,476,535	148,911,105.36
Total Securities							650,000,000	634,457,031		5,839,528	640,296,559.70



Office of the State Treasurer  
General Fund  
Comparison of Actual Earnings to Estimated Earnings  
January 31, 2026

**Fiscal Year to Date**

Asset Category	Revenues Actual	Revenues Estimate	Variance	Percent	Investable Base Actual	Investable Base - Est.	Variance	Percent
Certificates of Deposit - IntraFi	758,084	816,667	-58,583	-7.17%	51,249,702	32,000,000	19,249,702	60.16%
Foreign Bonds	3,087,271	2,333,333	753,938	32.31%	94,681,279	37,000,000	57,681,279	155.90%
Money Market Mutual Funds-GF	24,090,230	22,750,000	1,340,230	5.89%	1,038,623,209	1,000,000,000	38,623,209	3.86%
State of OK Bonds	715,000	583,333	131,667	22.57%	30,000,000	30,000,000	0	0.00%
US Agency - MBS	21,581,202	22,166,667	-585,464	-2.64%	1,428,039,185	2,000,000,000	(571,960,815)	-28.60%
US Agency Bonds	1,979,810	1,633,333	346,477	21.21%	56,642,865	1,500,000,000	(1,443,357,135)	-96.22%
US Treasury Bonds / Notes	209,676,209	206,383,333	3,292,875	1.60%	9,097,604,125	7,401,000,000	1,696,604,125	22.92%
<b>Total or Average</b>	<b>261,887,807</b>	<b>256,666,667</b>	<b>5,221,140</b>	<b>2.03%</b>	<b>11,796,840,365</b>	<b>12,000,000,000</b>	<b>(203,159,635)</b>	<b>-1.69%</b>

The Treasurer had revised the estimated earnings to the Board of Equalization for Fiscal Year 2026. The amount estimated was \$440,000,000. Year-to-date actual earnings are recorded on a accrual basis of accounting.



Office of the State Treasurer  
Comparison of Actual Earnings to Estimated Earnings  
January 31, 2026

The following page presents market rates of return on the Securities portion of the General Account and the State's aggregated State Agency Accounts. These figures, which are dollar-weighted and time-weighted where appropriate, are calculated using the percentage change in market value (inclusive of accrued income) from the end of the prior month to the end of the reporting month.

To ensure the integrity of data, this information is provided by the Treasurer's custodian bank acting in its capacity as an external third party. As such, performance measurement is presently confined to those investments which are held with the custodian bank Northern Trust Company.

Benchmark data is also provided on the following page.

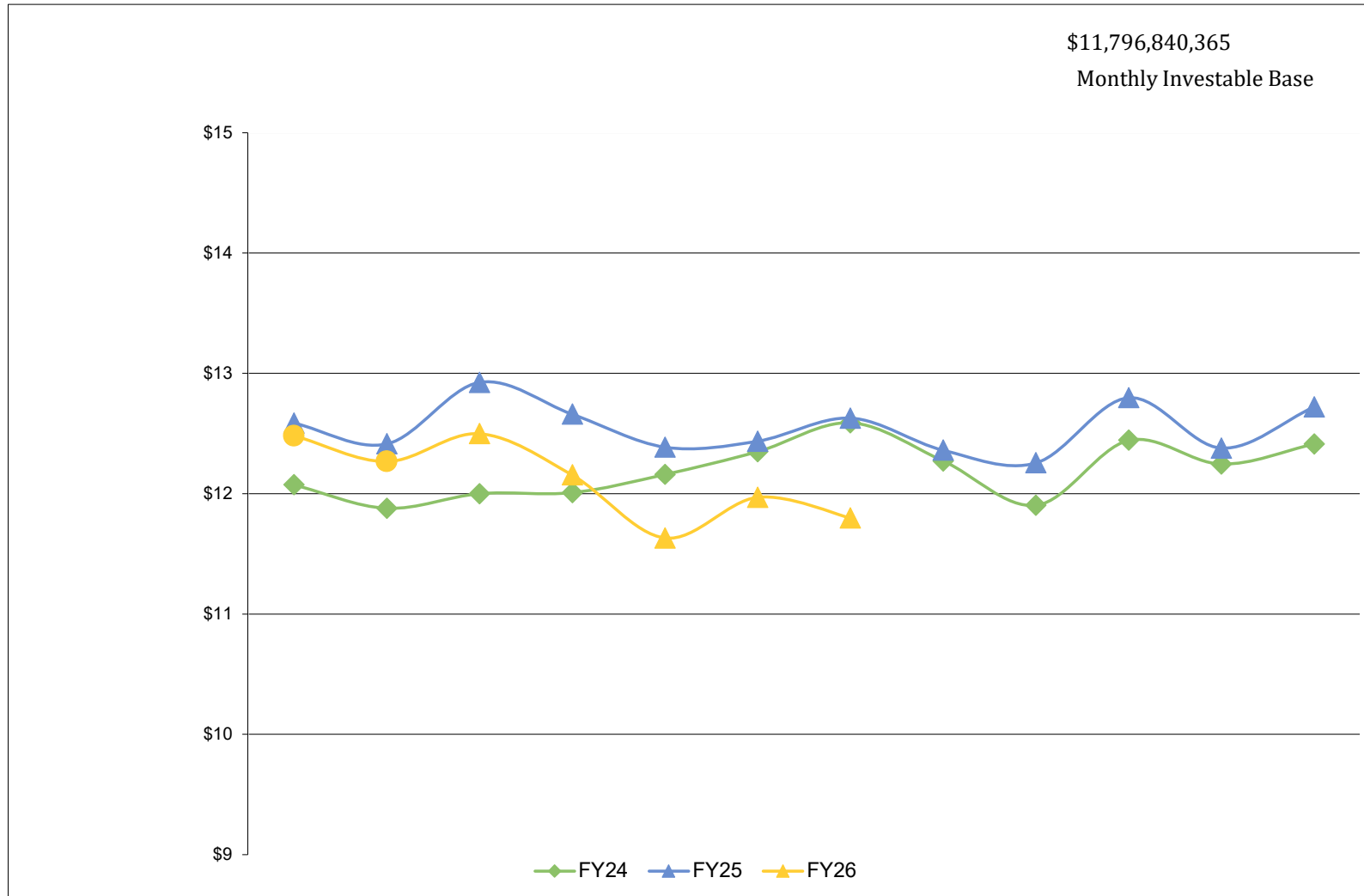


Office of the State Treasurer  
Performance Comparison  
January 31, 2026

	Current Month	Fiscal Year-to-Date
Securities, General Revenue Account	0.29%	2.37%
Securities, Agency Directed Langston University	-0.31%	9.24%
Benchmark		
Merrill Lynch, US 1 Year T-Bill	0.40%	2.15%

Analysis by Northern Trust Company

Represents dollar-weighted and time-weighted rates of return





Office of the State Treasurer  
Banking, Custody, and other Fees  
January 31, 2026

Depository Bank	Tax ID Number	City	State	Amount
BancFirst	73-1332918	OKC	Oklahoma	7,668
Central Service Bank	73-0783952	Enid	Oklahoma	6
Federal Reserve Bank	44-0545874	Kansas City	Kansas	1,482
Intrust Bank	48-0477525	Wichita	Kansas	21
JP Morgan/Chase, Okla., NA	73-0777610	OKC	Oklahoma	58,727
*JPM & BF Bank fees are based on prior month invoices.				
<b>Total</b>				<b>67,905</b>

### Money Market Mutual Funds

The State Treasurer participates in the following money market mutual funds. The funds managers are compensated for certain operating expenses by deducting a fee from the gross interest earnings.

Fund Manager	Tax ID	Annualized fee	Amount
Invesco	76-0574220	0.120%	45,823
JPMorgan Securities	23-2694160	0.180%	67,791
JPMorgan Securities(ARP)	23-2694160	0.180%	110,998
Goldman Sachs	06-1287410	0.110% (BOSC Inc. 0.070%)	68,460
FederatedHermes MM	25-1614826	0.100% (BancFirst 0.050%)	130,628

Note: Pursuant to Oklahoma State Statute Title 62, Section 89.7, all known fees are to be reported. The money market mutual fund fees reported are shown at the contracted rate.

### Securities Lending Program

The State Treasurer participates in a securities lending program with Deutsche Bank acting as lending agent. Deutsche Bank retains 15% of the revenues generated as compensation for services, their share for the month was \$ 251,372. Pursuant to Oklahoma State Statute Title 62 Section 90, the State Treasurer retains security lending revenue to pay custody and other banking fees in a revolving fund and deposits excess funds to General Revenue.

### Northern Trust Custody Fees

Pursuant to custodial contract with Northern Trust Company, custody fees are paid quarterly. Fees to be paid to Northern Trust Company for first two quarters ending December was 42,500.00.





**OKLAHOMA**  
State Treasurer

## AGENCY-DIRECTED INVESTMENTS

---

### January 2025

#### **Treasurer's Mission Statement**

The mission of the  
Office of the State Treasurer  
is to serve the  
people of Oklahoma by  
providing sound banking and  
investment services, reuniting  
individuals and businesses with their  
unclaimed property, and  
promoting economic opportunities in a  
fiscally responsible  
and efficient manner while adhering to the  
highest professional and ethical standards.



Office of the State Treasurer  
Agency Directed Investments  
January 31, 2026

Issuer	Face Amount/Shares	Market Value	Book Value	% of Portfolio
<b>ARPA Funding</b>				
JPMorgan MM	739,988,109	739,988,109	739,988,109	100%
<b>Total, ARPA Funding</b>	<b>739,988,109</b>	<b>739,988,109</b>	<b>739,988,109</b>	<b>100%</b>
<b>Ocia Legacy Fund 481 &amp; OCAMP 249</b>				
Federated Hermes MM	1,045,022,594	1,045,022,594	1,045,022,594	89%
Adv. Now-OCAMP Fund	124,133,664	124,133,664	124,133,664	11%
<b>Total</b>	<b>1,169,156,258</b>	<b>1,169,156,258</b>	<b>1,169,156,258</b>	<b>100%</b>
<b>Langston - Agency Directed</b>				
Fundamental Investors Inc A	16,499	1,574,974	371,159	33%
Investment Co of America A	16,849	1,073,760	371,249	33%
Washington Mutual Fund A	17,404	1,154,965	371,269	34%
Northern Trust - Agency Fund	4,432	4,432	4,432	0%
<b>Total / Average</b>	<b>55,184</b>	<b>3,808,131</b>	<b>1,118,109</b>	<b>100%</b>
<b>Report Total</b>	<b>1,909,199,551</b>	<b>1,912,952,498</b>	<b>1,910,262,476</b>	



Office of the State Treasurer  
State Agency Directed by Broker  
January 31, 2026

Broker	Tax ID	Purchases at Cost	Sales at Cost
No activity			



Office of the State Treasurer  
State Agency Directed by Security Type  
January 31, 2026

Broker	Tax ID	Purchases at Cost	Sales at Cost
No activity			



Office of the State Treasurer  
Assets Under Management  
January 31, 2026

Account	Class Funding	Agency	Interest Rate	Days to Maturity	Market Value
2109002	8090B	OMES- Risk Mgmt Revolving Fund ASA	3.6595	1	75,742,128
2118506	8185F	Corporation Commission	3.6595	1	23,496,747
2137001	8370A	OIFA	3.6595	1	9,281,927
2138503	8385C	Oklahoma Insurance Department	3.6595	1	3,036,769
2139101	8391A	Multiple Injury Trust Fund	3.6595	1	26,120,766
2141001	8410A	Commissioners of the Land Office	3.6595	1	102,320,540
2142001	8420A	Langston University	3.6595	1	4,686,266
2143500	79901	Oklahoma Lottery Commission	3.6595	1	17,649,368
2143501	8435A	Oklahoma Lottery Commission	3.6595	1	6,537,959
2147704	8477D	Oklahoma Bureau of Narcotics	3.6595	1	11,857,708
2151500	79901	OPERS	3.6595	1	2,066,951
2151501	8515A	OPERS	3.6595	1	401,435
2151502	8515B	OPERS	3.6595	1	833,440
2151503	8515C	OPERS	3.6595	1	90,540
2151504	8515D	OPERS	3.6595	1	1,678,479
2151505	8515E	OPERS	3.6595	1	35,685
2151506	8515F	OPERS	3.6595	1	112,377
2151507	8515G	OPERS	3.6595	1	1,810,257
2151508	8515H	OPERS	3.6595	1	424,995
2153001	8530A	Panhandle State University	3.6595	1	521,088
2155701	8557A	OK Police Pension	3.6595	1	11,623,762
2169502	8695B	Tax Commission	3.6595	1	490,461,454
2169505	8695E	Tax Commission	3.6595	1	14,000
2169520	8695T	Tax Commission	3.6595	1	(1,455,606)
2169521	8695U	Tax Commission	3.6595	1	148,793,362
2174007	8740G	State Treasurer	3.6595	1	1,505,210
2183006	8830F	DHS - CSED	3.6595	1	8,189,058
7200039	20000	Oklahoma Boll Weevil Eradication	3.6595	1	3,762,543
7200131	79901	Department of Corrections	3.6595	1	11,701,936
7200320	20000	Department of Wildlife	3.6595	1	8,202,991
7200359	20000	OERB	3.6595	1	6,665,212
7200370	20000	OIFA	3.6595	1	1,298,587
7200391	20000	Multiple Injury Trust Fund	3.6595	1	108,592
7200410	20000	Commissioners of the Land Office	3.6595	1	4,838,871
7200435	20000	Oklahoma Lottery Commission	3.6595	1	23,335,506
7200515	20000	OPERS	3.6595	1	1,569,127
7200557	20000	Oklahoma Police Pension	3.6595	1	338
7200588	20000	Real Estate Commission	3.6595	1	4,165,143
7200830	20000	Department of Human Services	3.6595	1	153,114
7201825	20100	University Hospitals Authority	3.6595	1	5,173,251
7205090	20500	OMES Risk Management Division/DSC	3.6595	1	94,213,991
7205131	79901	Department of Corrections	3.6595	1	5,084,308



Office of the State Treasurer  
Assets Under Management  
January 31, 2026

Account	Class Funding	Agency	Interest Rate	Days to Maturity	Market Value
7205204	20500	JM Davis Arms & Historical Museum	3.6595	1	7,403
7205320	20500	Department of Wildlife	3.6595	1	1,326,504
7205359	20500	Sustaining OK Energy Resources	3.6595	1	8,553,911
7205515	20500	OPERS	3.6595	1	469,465
7205563	20500	OK Bd for Private Vocational Schools	3.6595	1	438,926
7205630	20500	Oklahoma Department of Securities	3.6595	1	1,801,852
7205650	20500	Department of Veteran Affairs	3.6595	1	7,941,712
7205807	20500	Oklahoma Health Care Authority	3.6595	1	12,059,426
7210270	21000	State Election Board	3.6595	1	93,123
7210320	21000	Department of Wildlife	3.6595	1	5,090,253
7210350	21000	Oklahoma Historical Society	3.6595	1	33
7210400	21000	Office of Juvenile Affairs	3.6595	1	5,820
7210410	21000	Commissioners of the Land Office	3.6595	1	12,596,124
7210515	21000	OPERS	3.6595	1	707,781
7210570	21000	State Board of Licensure for Professional Engineers &	3.6595	1	359,719
7210588	21000	Real Estate Commission	3.6595	1	780,898
7215270	21500	State of Oklahoma Election Board - HAVA	3.6595	1	10,034,845
7215320	21500	Department of Wildlife	3.6595	1	5,450,006
7215566	21500	Tourism & Recreation Department	3.6595	1	3,522,042
7215585	21500	Department of Public Safety	3.6595	1	2,662,024
7215670	21500	JD McCarty Center	3.6595	1	941,823
7215825	215000	University Hospitals Authority	3.6595	1	1,997,871
7216805	21600	Department of Rehabilitation Services	3.6595	1	1,309,772
7220320	22000	Dept of Wildlife Conservation	3.6595	1	33,144
7220570	22000	OSB of Licensure for Professional Engineers and Land	3.6595	1	262,751
7220585	22000	Department of Public Safety	3.6595	1	6,057,767
7220650	22000	Department of Veteran Affairs	3.6595	1	8,524,649
7220830	22000	Department of Human Services	3.6595	1	10,978
7225040	22500	Department of Agriculture	3.6595	1	75,106
7225830	22500	Department of Human Services	3.6595	1	162,402
7226835	22600	Oklahoma Water Resources Board	3.6595	1	2,039,052
7230220	23000	Oklahoma Crime Victims Compensation	3.6595	1	7,317,159
7230345	23000	Department of Transportation	3.6595	1	6,694,103
7230695	23000	Tax Commission	3.6595	1	1,541,352
7230807	23000	Health Care Authority	3.6595	1	1
7235605	23500	Regents for Higher Education	3.6595	1	8,966,801
7240807	24000	Health Care Authority	3.6595	1	19,510,683
7240830	24000	Oklahoma Human Services	3.6595	1	6,229,847
7244090	24400	OMES Dept of Central Services	3.6595	1	693,852
7245807	24500	Health Care Authority	3.6595	1	3,358,366
7252090	25200	Department of Central Services	3.6595	1	1,079,374
7255090	25500	Department of Central Services	3.6595	1	2,069,151
7255585	25500	Oklahoma Dept of Public Safety	3.6595	1	136,829



Office of the State Treasurer  
Assets Under Management  
January 31, 2026

Account	Class Funding	Agency	Interest Rate	Days to Maturity	Market Value
7260090	26000	OMES Risk Management Division	3.6595	1	7,071,105
7265090	26500	OMES- Risk Mgmt	3.6595	1	418,956
7275740	27500	OST - SEED	3.6595	1	868
7280090	28000	OMES DCS Property Distribution	3.6595	1	835,038
7280131	79901	Department of Corrections	3.6595	1	16,147,657
7280345	28000	Department of Transportation	3.6595	1	1,573,149
7285345	28500	Department of Transportation	3.6595	1	173,514,059
7295090	27000	Emergency & Transportation	3.6595	1	8,599,701
7303000	30300	Tobacco Litigation Escrow Fund	3.6595	1	33,750
7360566	36000	Tourism & Recreation Department	3.6595	1	6,786,357
7400628	40000	Oklahoma Center for the Advancement of Science & T	3.6595	1	10,797,222
7400650	40000	Department of Veteran Affairs	3.6595	1	22,476,519
7403292	40300	Oklahoma Department of Environmental Quality	3.6595	1	1,057,186
7405220	40500	District Attorneys Council	3.6595	1	6,285,167
7409105	40900	OCIA - NACEA Revenue Series 2018B	3.6595	1	89,070
7411105	41100	OCIA - Capitol Repair Revenue Series 2018C	3.6595	1	435,843
7412105	41200	OCIA	3.6595	1	1,262,800
7416000	41600	OSF - Oil Overcharge	3.6595	1	327,974
7416105	41600	OCIA - DOC Revenue Series 2018D	3.6595	1	918
7416160	41600	Department of Commerce	3.6595	1	3,450,421
7424105	42400	OCIA - Revenue Series 2019A	3.6595	1	28,619
7425650	42500	Department of Veteran Affairs	3.6595	1	10,338,714
7426000	42600	OSF - Oil Overcharge	3.6595	1	2,740,388
7426160	42600	Department of Commerce	3.6595	1	19,138,166
7428105	42800	OCIA Endowed Chairs Fund	3.6595	1	959,041
7430010	43000	Oklahoma State University	3.6595	1	4,282,883
7430011	43000	Oklahoma State University	3.6595	1	3,305,021
7430012	43000	Oklahoma State University	3.6595	1	3,023,947
7430013	43000	Oklahoma State University	3.6595	1	3,060,277
7430014	43000	Oklahoma State University	3.6595	1	3,028,562
7430015	43000	Oklahoma State University	3.6595	1	3,048,852
7430016	43000	Oklahoma State University	3.6595	1	156,962
7430100	43000	Cameron University	3.6595	1	1,572,015
7430420	43000	Langston University	3.6595	1	331,322
7430461	43000	Rogers State College	3.6595	1	1,549,419
7430505	43000	Northwestern Oklahoma State University	3.6595	1	491,171
7430530	43000	Panhandle State University	3.6595	1	29,888
7430665	43000	Southwestern Oklahoma State University	3.6595	1	1,934,099
7430760	43000	University of Oklahoma	3.6595	1	78,452,923
7430770	43000	OUHSC	3.6595	1	106,624,301
7430773	43000	Oklahoma State University	3.6595	1	5,229,917
7436000	43600	OSF - Oil Overcharge	3.6595	1	3,006
7436105	43600	OCIA	3.6595	1	255



Office of the State Treasurer  
Assets Under Management  
January 31, 2026

Account	Class Funding	Agency	Interest Rate	Days to Maturity	Market Value
7438105	43800	OCIA	3.6595	1	381,986
7443105	44300	OCIA	3.6595	1	168,902
7444105	44400	OCIA 2017C Series	3.6595	1	27
7444835	44400	Water Resources Board	3.6595	1	12,839,971
7445835	44500	Water Resources Board	3.6595	1	12,337,557
7447105	44700	2017A Revenue Fund	3.6595	1	64,650
7450105	45000	OCIA Series 2020B	3.6595	1	830,917
7452105	45200	OCIA Series 2020D	3.6595	1	110
7454105	45400	OCIA Series 2020E	3.6595	1	138
7455160	45500	Department of Commerce	3.6595	1	214,328
7459105	45900	OCIA Endowed Chairs 2021	3.6595	1	838,676
7460100	46000	Cameron University	3.6595	1	74,327
7461105	46100	OCIA (TIFIA/ODOT 2022)	3.6595	1	197,081
7463105	46300	OCIA (Conservation-2022A)	3.6595	1	19,406,682
7464105	46400	OCIA	3.6595	1	19,026
7465105	46500	OCIA (Conservation-2022A)	3.6595	1	103,001
7466105	46600	OCIA (National Guard Museum 2022B)	3.6595	1	9,119,903
7467105	46700	OCIA (National Guard Museum 2022B)	3.6595	1	269,000
7468105	46800	OCIA ODVA-2022C	3.6595	1	30,703,182
7469105	46900	OCIA ODVA-2022C	3.6595	1	221,526
7470010	47000	Oklahoma State University Capital Bond Project	3.6595	1	1,339,207
7471835	47100	Water Resources Board	3.6595	1	4,073,402
7472835	47200	Water Resources Board	3.6595	1	136,617,164
7473835	47300	Water Resources Board	3.6595	1	72,016,875
7475750	47500	Tulsa Community College	3.6595	1	74,661
7475770	47500	OUHSC	3.6595	1	42,352,541
7476760	47600	University of Oklahoma	3.6595	1	38,918,608
7480105	48000	OCIA	3.6595	1	219,070
7484105	48400	OCIA	3.6595	1	230,378
7486105	48600	OCIA	3.6595	1	197,746
7487010	48700	OKLAHOMA STATE UNIVERSITY	3.6595	1	2,785,031
7488010	48800	OKLAHOMA STATE UNIVERSITY	3.6595	1	44,509
7490010	49000	Oklahoma State University	3.6595	1	53,708
7490013	49000	Oklahoma State University	3.6595	1	24,361
7490015	49000	Oklahoma State University	3.6595	1	1,557
7490270	49000	Oklahoma State Election Board	3.6595	1	20
7490773	49000	Oklahoma State University	3.6595	1	63,053
7491220	49100	District Attorneys Council	3.6595	1	26,382
7493105	49300	OCIA 2024A	3.6595	1	2,111,623
7494105	49400	OCIA 2024B	3.6595	1	511,614
7497085	49700	Broadband	3.6595	1	53,776,009
7497105	49700	OCIA Series 2025A	3.6595	1	281,083,656
7497835	49700	Water Resources Board	3.6595	1	574,366





Office of the State Treasurer  
Assets Under Management  
January 31, 2026

Account	Class Funding	Agency	Interest Rate	Days to Maturity	Market Value
7498105	49800	OCIA Series 2025A	3.6595	1	1,319,282
7515410	8410A	Commissioners of the Land Office	3.6595	1	229,128
7516410	8410A	Commissioners of the Land Office	3.6595	1	3,072,949
7600010	60000	Oklahoma State University	3.6595	1	9,257,383
7600100	60000	Cameron University	3.6595	1	1,811,139
7600120	60000	University of Central Oklahoma	3.6595	1	1,551,187
7600150	60000	University of Science & Arts	3.6595	1	194,859
7600230	60000	East Central University	3.6595	1	875,078
7600420	60000	Langston University	3.6595	1	1,868,518
7600485	60000	Northeastern State University	3.6595	1	1,840,566
7600490	60000	Northern Oklahoma College	3.6595	1	1,308,795
7600505	60000	Northwestern Oklahoma State University	3.6595	1	1,516,452
7600530	60000	Panhandle State University	3.6595	1	288,682
7600660	60000	Southeastern Oklahoma State University	3.6595	1	627,717
7600665	60000	Southwestern Oklahoma State University	3.6595	1	5,737,168
7600760	60000	University of Oklahoma	3.6595	1	6,576,120
7650010	65000	Oklahoma State University	3.6595	1	5,178,472
7650100	65000	Cameron University	3.6595	1	1,066,793
7650120	65000	University of Central Oklahoma	3.6595	1	3,294,676
7650150	65000	University of Science & Arts	3.6595	1	144,597
7650230	65000	East Central University	3.6595	1	343,607
7650420	65000	Langston University	3.6595	1	4,000,615
7650485	65000	Northeastern State University	3.6595	1	349,774
7650490	65000	Northern Oklahoma College	3.6595	1	4,597,491
7650505	65000	Northwestern Oklahoma State University	3.6595	1	1,322,569
7650530	65000	Panhandle State University	3.6595	1	425,576
7650660	65000	Southeastern Oklahoma State University	3.6595	1	746,148
7650665	65000	Southwestern Oklahoma State University	3.6595	1	1,925,867
7650760	65000	University of Oklahoma	3.6595	1	4,214,377
7700040	70000	Department of Agriculture	3.6595	1	12,328,450
7700041	70000	Western Oklahoma State College	3.6595	1	323,146
7700131	79901	Department of Corrections	3.6595	1	21,905,524
7700240	70000	Eastern Oklahoma State College	3.6595	1	575,333
7700461	70000	Rogers State College	3.6595	1	10,995,064
7700490	70000	Northern Oklahoma College	3.6595	1	6,163,713
7700606	70000	Ardmore Higher Education Center	3.6595	1	0
7700633	70000	Oklahoma City Community College	3.6595	1	11,200,414
7700660	70000	Southeastern Oklahoma State University	3.6595	1	5,318,051
7700760	70000	University of Oklahoma	3.6595	1	176,939,147
7700830	70000	Department of Human Services	3.6595	1	1,119,589
7701010	70100	Oklahoma State University	3.6595	1	81,925,750
7701150	70100	University of Science & Arts	3.6595	1	145,300
7701165	70100	Connors State College	3.6595	1	809,816



Office of the State Treasurer  
Assets Under Management  
January 31, 2026

Account	Class Funding	Agency	Interest Rate	Days to Maturity	Market Value
7701400	70100	Office of Juvenile Affairs	3.6595	1	18,857
7701480	70100	Northeastern Oklahoma A&M College	3.6595	1	197,961
7701530	70100	Panhandle State University	3.6595	1	118,583
7701605	70100	Regents for Higher Education	3.6595	1	34,586,394
7701650	70100	Department of Veteran Affairs	3.6595	1	546,111
7701770	70100	OUHSC	3.6595	1	453,829,866
7701805	70100	Department of Rehabilitation Services	3.6595	1	257,890
7701865	70100	OK Workers' Comp Commission	3.6595	1	5,649,949
7702120	70200	University of Central Oklahoma	3.6595	1	13,649,757
7702650	70200	Department of Veteran Affairs	3.6595	1	282,167
7703650	70300	Department of Veteran Affairs	3.6595	1	315,063
7704120	70400	University of Central Oklahoma	3.6595	1	1,291,800
7704650	70400	Department of Veteran Affairs	3.6595	1	823,181
7704865	70400	OK Workers' Comp Commission	3.6595	1	51,883
7705505	70500	Northwestern Oklahoma State University	3.6595	1	3,112,546
7705650	70500	Department of Veteran Affairs	3.6595	1	630,339
7705675	70500	Self Insurance Guaranty Fund	3.6595	1	2,410,902
7705865	70500	OK Workers' Comp Commission	3.6595	1	48,070
7706452	70600	Community Mental Health Center Rep Payee Account	3.6595	1	8,303
7706650	70600	Department of Veteran Affairs	3.6595	1	25,514
7706750	70600	Tulsa Community College	3.6595	1	5,943,264
7706865	70600	OK Workers' Comp Commission	3.6595	1	197,442
7707452	70700	Central Oklahoma CMHC Rep Payee Account	3.6595	1	46,649
7707585	70700	Department of Public Safety	3.6595	1	4,884,409
7707605	70700	Regents for Higher Education	3.6595	1	12,106,976
7707650	70700	Department of Veteran Affairs	3.6595	1	239,796
7707865	70700	OK Workers' Comp Commission	3.6595	1	271,864
7708108	70800	Carl Albert State College	3.6595	1	4,780,252
7708605	70800	Regents for Higher Education	3.6595	1	73,571
7708650	70800	Department of Veteran Affairs	3.6595	1	55,962
7709605	70900	Regents for Higher Education	3.6595	1	9,463,720
7710350	71000	Oklahoma Historical Society	3.6595	1	1,384,576
7710452	71000	Oklahoma Department of Mental Health	3.6595	1	1,910,582
7710605	71000	Regents for Higher Education	3.6595	1	3,533,505
7711185	8740G	Corporation Commission	3.6595	1	71,084,260
7711420	71100	Langston University	3.6595	1	1,529,895
7711452	71100	Griffin Memorial Hospital Rep Payee	3.6595	1	48,813
7711605	71100	Regents for Higher Education	3.6595	1	855,085
7712605	71200	Regents for Higher Education	3.6595	1	127,979
7713605	71300	Regents for Higher Education	3.6595	1	107,183,964
7714452	71400	Northwest Center for Behavioral Health	3.6595	1	50,060
7714605	71400	Regents for Higher Education	3.6595	1	17,328,307
7715605	71500	Regents for Higher Education	3.6595	1	2,379,676



Office of the State Treasurer  
Assets Under Management  
January 31, 2026

Account	Class Funding	Agency	Interest Rate	Days to Maturity	Market Value
7718605	71800	Regents for Higher Education	3.6595	1	11,330,196
7719605	71900	Regents for Higher Education	3.6595	1	161
7723623	72300	Seminole State College	3.6595	1	267,434
7725100	72500	Cameron University	3.6595	1	115,303
7730230	73000	East Central University	3.6595	1	270,142
7730830	73000	Department of Human Services	3.6595	1	417,119
7740605	74000	Regents for Higher Education	3.6595	1	2,963,481
7741241	74100	Redlands Community College	3.6595	1	3,748,158
7745605	74500	Regents for Higher Education	3.6595	1	1,501,682
7747470	74700	Murray State College	3.6595	1	(135,919)
7750350	75000	Oklahoma Historical Society	3.6595	1	156,935
7750531	75000	Rose State College	3.6595	1	15,001,471
7751485	75100	Northeastern State University	3.6595	1	14,014,211
7752485	75200	Northeastern State University	3.6595	1	3,483,739
7765665	76500	Southwestern Oklahoma State University	3.6595	1	1,781,663
7790470	79000	Murray State College	3.6595	1	1
7805370	80500	OIFA	3.6595	1	120
7854740	85400	OCIA Endowed Chair Fund 2010	3.6595	1	6,935,448
7910467	91000	OSF Escrow Fund	3.6595	1	205,082
7920605	92000	Regents for Higher Education	3.6595	1	41,461,546

State Agency, Investable Base	3,768,693,517
ARP Investment	739,988,109
Ocia Legacy Fund & OCAMP	1,169,156,258
State of Oklahoma, Investable Base	11,796,840,365
Assets Under Management	17,474,678,249