

Treasurer Todd Russ



OKLAHOMA  
State Treasurer

## TREASURER'S INVESTMENTS

---

### April 2026

#### Treasurer's Mission Statement

The mission of the Office of the State Treasurer is to serve the people of Oklahoma by providing sound banking and investment services, reuniting individuals and businesses with their unclaimed property, and promoting economic opportunities in a fiscally responsible and efficient manner while adhering to the highest professional and ethical standards.

“April’s portfolio performance reflected steady growth and continued stability, with assets under management increasing to \$18.3 billion and yields improving from one year ago. Rising Treasury yields and resilient equity markets reinforced the importance of maintaining a balanced and disciplined investment strategy.”



**STATE TREASURER  
TODD RUSS**

**PORTFOLIO PERFORMANCE, DIVERSIFICATION AND STRATEGY**

**April portfolio yielded 3.70%, up from 3.66% last year**, with a weighted average maturity of 737 days.

**Total assets under management of \$18.3 billion**, up \$400 million in comparison to April 2025.

Total portfolio contained **65.8% in U.S. Treasuries**, **0.4% in U.S. government agencies**, **21.7% in money market mutual funds**, **10.8% in mortgage-backed securities**, **0.4% in certificates of deposit**, and **0.7% in state and foreign bonds**, comprising the balance of funds invested.

State Treasurer Investments	OK Invest - State Agency Balances	OCIA Legacy Fund	American Rescue Plan Investments	Maintenance & Protection Fund
\$12,343,158,363	\$4,048,643,212	\$1,173,561,039	\$641,430,579	\$124,121,250

Funds available for investment, at market value.

**TOTAL FUNDS INVESTED = \$18,330,914,443**

**Treasury yields rose modestly across most maturities in April as markets weighed the surge in inflation, ongoing Middle East conflict, and the Federal Reserve's decision to hold rates steady.**

- 2-year Treasury yield ended the month at 3.87%, up 7.6 basis points (bps) from March month-end.
- 10-year Treasury yield rose 5.4 bps to close at 4.37%, while the 30-year yield climbed 5.5 bps to 4.97%.
- 3-month yield edged down 1.1 bps to 3.67%, the only meaningful decline along the curve.
- The curve steepened modestly between front end and longer maturities, with 2-year and intermediate sectors leading the move higher, reflecting persistent inflation concerns rather than expectations of stronger near-term growth.

**Equity markets rebounded sharply in April. DJIA ▲ 7.14%, S&P ▲ 10.42% and Nasdaq ▲ 15.29% for the month.**

- The rally was led by technology and AI-related names, supported by stronger-than-expected first-quarter GDP, resilient corporate earnings, and a more constructive tone on trade policy.
- Year to date, the Dow was up 3.31%, the S&P 500 gained 5.31%, and the Nasdaq Composite advanced 7.10%.
- April's gains offset March's broad-based declines, lifting all three major indices into positive territory for the year.

**The Federal Open Market Committee (FOMC) held its April 28-29, 2026, meeting and voted to hold the federal funds rate steady at 3.50% - 3.75%.**

- Four officials dissented, the most since 1992. Three opposed language suggesting future rate cutting by the Committee.
- The statement noted economic activity is expanding at a solid pace, job gains remain low, the unemployment rate shows little change, and inflation is elevated, reflecting in part to the recent increase in global energy prices.
- The Committee cited developments in the Middle East as contributing to a high level of uncertainty about the economic outlook.

## ECONOMIC DEVELOPMENTS

**According to the Bureau of Labor Statistics (BLS), nonfarm payroll employment increased by 115,000 in April, marking the strongest two-month gain since 2024.**

- The unemployment rate was unchanged at 4.3%, with the number of unemployed people little changed at 7.4 million.
- Job gains were concentrated in health care +37,000, transportation and warehousing +30,000, and retail trade +22,000, while federal government employment continued to decline (-9,000).
- Since reaching a peak in October 2024, federal government employment is down 348,000, or 11.5%.
- Average hourly earnings rose 0.2% month over month (MOM) and 3.6% year over year, while the labor force participation rate held at 61.8%. February payrolls were revised down by 23,000 and March payrolls were revised up by 7,000, for a combined net downward revision of 16,000.

**The Consumer Price Index rose 3.8% YOY in April, up from 3.3% in March, the largest 12-month advance since 2023.**

- The Core CPI, which excludes food and energy, rose 0.4% from March and increased to 2.8% year over year (YOY), up from 2.6% in March.
- On a monthly basis, the all-items index rose 0.6%, with energy accounting for over forty percent of the increase as the energy index rose 3.8% and gasoline prices climbed 5.4%.
- The food index rose 0.5% and food at home up 0.7% as grocery prices post largest monthly gain in almost four years.
- Shelter costs rose 0.6%, while airfares advanced 2.8% as higher jet fuel prices prompted airlines to raise fares, keeping inflation pressures broad-based and well above the Federal Reserve's 2% target.

**The Producer Price Index for final demand increased 1.4% month over month in April, the largest advance since March 2022, following a 0.7% rise in March.**

- The index rose 6.0% YOY, the largest 12-month increase since December 2022, according to the BLS.
- Final demand for goods prices rose 2.0%, with energy goods jumping 7.8% and gasoline prices climbing 15.6%, while final demand for services prices increased 1.2%, the largest monthly gain in four years.
- The index for final demand for less foods, energy, and trade services rose 0.6% during the month and 4.4% YOY, the largest 12-month advance since February 2023.

**Retail sales advanced for a third straight month in April. According to the U.S. Census Bureau, advance estimates of retail and food services sales totaled \$757.1 billion, up 0.5% from March 2026 and up 4.9% from April 2025.**

- March 2026 sales were revised to \$753.4 billion, reflecting a 1.6% gain from the prior month.
- Retail trade sales rose 0.5% MOM and 5.2% YOY, with gains in nine of thirteen categories.
- Nonstore retailers posted strong YOY growth of 11.1%, while food services and drinking places rose 2.7% from April 2025. Receipts at gas stations rose 2.8% as the conflict pushed gasoline prices to their highest levels since 2022.

**The housing sector showed modest improvement in April. According to the National Association of Realtors, existing home sales rose 0.2% MOM to a seasonally adjusted annual rate of 4.02 million units.**

- Unsold inventory rose 5.8% to 1.47 million units, representing 4.4 months of supply.
- Inventory levels continued to build, reflecting easing supply constraints alongside still-soft buyer demand.
- Affordability pressures from high mortgage rates and stretched home prices continued to weigh on transaction activity.

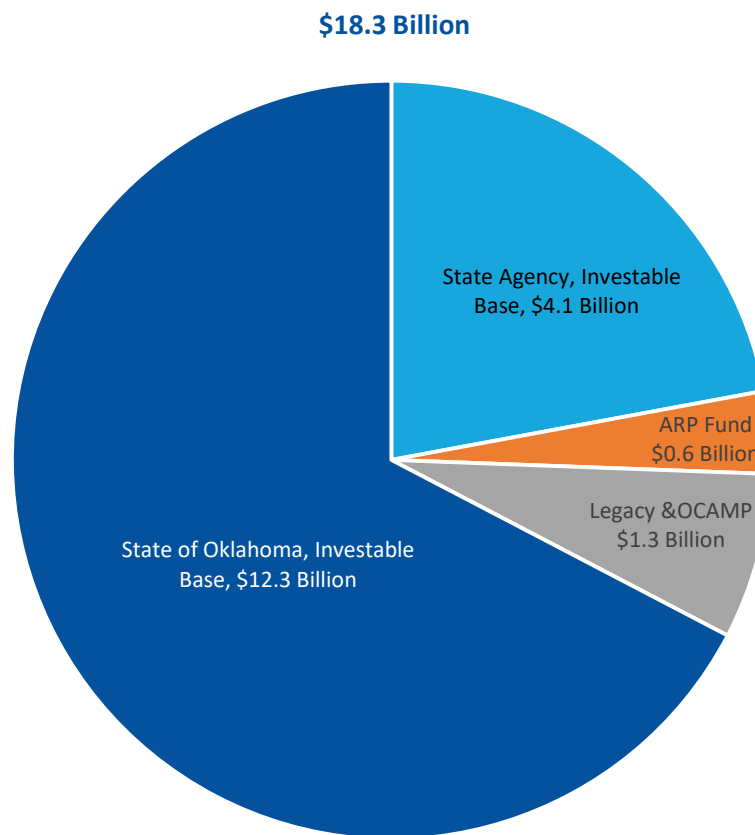
**Real GDP increased at an annualized rate of 2.0% in the first quarter of 2026, according to the advance estimate released by the U.S. Bureau of Economic Analysis, a significant acceleration from the 0.5% pace recorded in the fourth quarter of 2025.**

- The acceleration reflected upturns in government spending and exports, along with an acceleration in investment, partly offset by a deceleration in consumer spending.
- Business investment on equipment and structures advanced 10.4%, the fastest pace in almost three years, supported by rapid investment in artificial intelligence.
- The PCE price index rose 4.5% in the first quarter, up from 2.9% in the fourth quarter, while the PCE price index excluding food and energy rose 4.3%, up from 2.7%, signaling renewed inflationary pressures alongside firmer growth.



**OKLAHOMA**  
State Treasurer

Office of the State Treasurer  
Distribution of Assets Under Management  
April 30, 2026





Office of the State Treasurer  
 Portfolio Composition  
 April 30, 2026

Asset Category	Face Amount/ Shares	Market Value	Book Value	% of Portfolio	YTM @ Cost	Weighted Average Maturity
Certificate of Deposit-IntraFi	71,664,000	71,664,000	71,664,000	0.4	3.64%	314
Foreign Bonds	125,000,000	124,916,923	125,000,000	0.7	4.96%	584
Money Market - General Funds	2,072,090,012	2,072,090,012	2,072,090,012	11.2	3.57%	1
Money Market - ARP Investment	641,430,579	641,430,579	641,430,579	3.5	3.54%	1
Money Market - Legacy Fund	1,173,561,039	1,173,561,039	1,173,561,039	6.3	3.57%	1
Adv. Now-OCAMP Fund	124,121,250	124,121,250	124,121,250	0.7	3.65%	1
State Bond Issues	30,000,000	30,000,000	30,000,000	0.2	4.02%	1,980
US Agency - MBS	1,990,857,165	1,803,049,138	1,991,623,632	10.8	1.89%	2,052
US Agency Bonds	75,000,000	74,849,512	74,952,213	0.4	3.32%	109
US Treasury Bonds / Notes	12,400,000,000	12,215,231,990	12,197,614,014	65.8	4.02%	769
<b>Total / Average</b>	<b>18,703,724,045</b>	<b>18,330,914,443</b>	<b>18,502,056,739</b>	<b>100.0</b>	<b>3.70%</b>	<b>737</b>

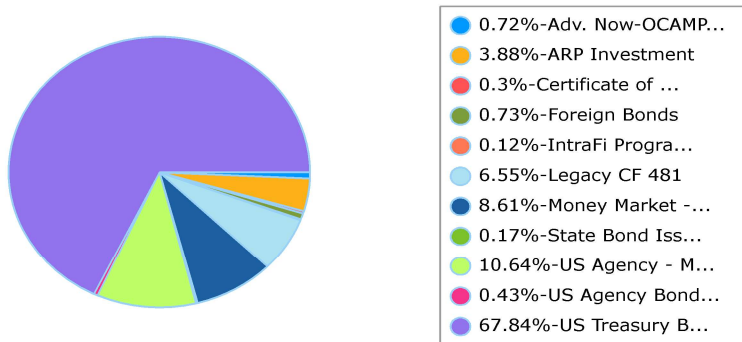


Office of the State Treasurer  
 Distribution by Asset Category - Market Value  
 Report Group: Monthly Investment Report

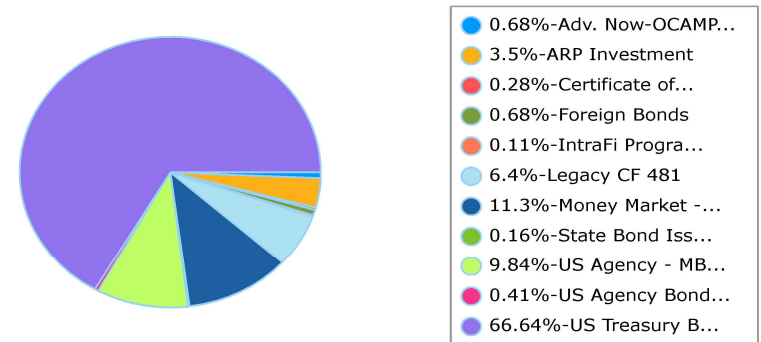
Begin Date: 3/31/2026, End Date: 4/30/2026

Asset Category	Market Value 3/31/2026	% of Portfolio 3/31/2026	Market Value 4/30/2026	% of Portfolio 4/30/2026
Certificate of Deposit-IntraFi	71,664,000	0.4	71,664,000	0.4
Foreign Bonds	124,971,976	0.7	124,916,923	0.7
Money Market - General Funds	1,482,092,169	8.6	2,072,090,012	11.3
Money Market - ARP Investment	668,656,697	3.9	641,430,579	3.5
Money Market - Legacy Fund	1,127,131,926	6.5	1,173,561,039	6.4
Adv. Now-OCAMP Fund	124,133,660	0.7	124,121,250	0.7
State Bond Issues	30,000,000	0.2	30,000,000	0.2
US Agency - MBS	1,831,848,004	10.8	1,803,049,138	9.8
US Agency Bonds	74,808,093	0.4	74,849,512	0.4
US Treasury Bonds / Notes	11,677,942,764	67.8	12,215,231,990	66.6
<b>Total / Average</b>	<b>17,213,249,289</b>	<b>100.0</b>	<b>18,330,914,443</b>	<b>100.0</b>

Portfolio Holdings as of 3/31/2026



Portfolio Holdings as of 4/30/2026





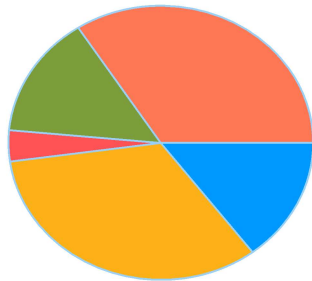
Office of the State Treasurer  
 Distribution by Issuer - Market Value  
 Report Group: Money Market

Begin Date: 3/31/2026, End Date: 4/30/2026

Issuer Allocation

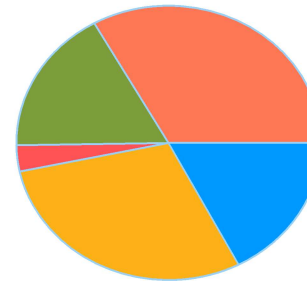
Issuer	Market Value 3/31/2026	% of Portfolio 3/31/2026	Market Value 4/30/2026	% of Portfolio 4/30/2026
AIM Invesco	499,592,445	14.7	697,182,210	17.4
FederatedHermes	1,127,131,926	33.1	1,173,561,039	29.3
First United Bank DDA	124,133,660	3.6	124,121,250	3.1
Goldman Sachs	490,123,024	14.4	687,740,901	17.1
JPMorgan	1,160,864,384	34.12	1,328,425,444	33.12
Northern Trust	169,013	0.00	172,035	0.00
<b>Total / Average</b>	<b>3,402,014,452</b>	<b>100.0</b>	<b>4,011,202,879</b>	<b>100.0</b>

Portfolio Holdings as of 3/31/2026



- 14.69%-AIM Invesco
- 33.13%-FederatedHerm...
- 3.65%-First United B...
- 14.41%-Goldman Sachs
- 34.12%-JPMorgan
- 0%-Northern Trust

Portfolio Holdings as of 4/30/2026



- 17.38%-AIM Invesco
- 29.26%-FederatedHerm...
- 3.09%-First United B...
- 17.15%-Goldman Sachs
- 33.12%-JPMorgan
- 0%-Northern Trust

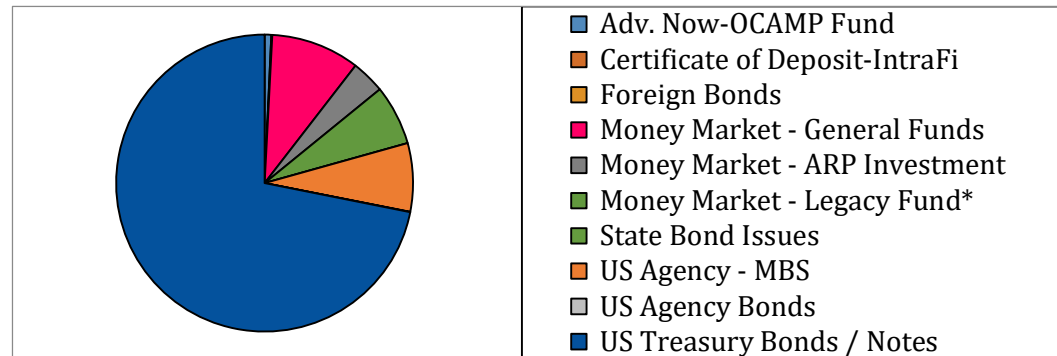


Office of the State Treasurer  
 Earnings by Asset Category  
 April 30, 2026

Asset Category	YTM @ Cost	Interest Earned Net of Amortization/ Accretion	Realized Gain/Loss	Total Earnings
Adv. Now-OCAMP Fund	3.65%	371,250	-	371,250
Certificate of Deposit-IntraFi	3.64%	53,890	-	53,890
Foreign Bonds	4.96%	-	-	-
Money Market - General Funds	3.57%	5,002,884	-	5,002,884
Money Market - ARP Investment	3.65%	1,899,318	-	1,899,318
Money Market - Legacy Fund*	3.57%	3,370,356	-	3,370,356
State Bond Issues	4.02%	-	-	-
US Agency - MBS	1.86%	3,873,503	(6,760)	3,866,743
US Agency Bonds	3.32%	13,404	-	13,404
US Treasury Bonds / Notes	4.02%	37,249,317	-	37,249,317
Link Deposit (not active)		-		-
<b>Total or Average</b>	<b>3.70%</b>	<b>51,833,922</b>	<b>(6,760)</b>	<b>51,827,162</b>

\* Legacy Fund Interest was net of admin fees and lagged one month

Total Earnings as of 4/30/2026





Office of the State Treasurer  
Investment Activity  
April 30, 2026

Description	CUSIP	Broker/ Dealer	Trade Date	Settlement Date	YTM @ Cost	Par	Principal	Price	Interest	Total
<b>Buy</b>										
T-Note 3.5 4/30/2030	91282CGZ8	Hilltop	4/24/2026	4/27/2026	3.886	25,000,000	24,644,531	98.578	430,249	25,074,780
T-Note 3.5 4/30/2030	91282CGZ8	UMB Bank	4/23/2026	4/24/2026	3.877	25,000,000	24,652,344	98.609	422,997	25,075,341
T-Note 3.5 4/30/2030	91282CGZ8	BNY Mellon Capital Markets	4/22/2026	4/23/2026	3.869	25,000,000	24,659,180	98.637	420,580	25,079,760
T-Note 3.5 4/30/2030	91282CGZ8	Stifel Nicolaus	4/21/2026	4/22/2026	3.845	25,000,000	24,681,641	98.727	418,163	25,099,804
T-Note 3.5 4/30/2030	91282CGZ8	UMB Bank	4/20/2026	4/21/2026	3.816	25,000,000	24,708,008	98.832	415,746	25,123,754
T-Note 3.5 4/30/2030	91282CGZ8	Morgan Stanley	4/17/2026	4/20/2026	3.785	25,000,000	24,736,328	98.945	413,329	25,149,657
T-Note 3.625 8/31/2030	91282CNX5	Cantor Fitzgerald	4/29/2026	4/30/2026	4.004	25,000,000	24,625,000	98.500	150,221	24,775,221
T-Note 3.625 8/31/2030	91282CNX5	TD Securities	4/24/2026	4/27/2026	3.913	25,000,000	24,713,867	98.855	142,833	24,856,700
T-Note 3.625 8/31/2030	91282CNX5	TD Securities	4/23/2026	4/24/2026	3.907	25,000,000	24,719,727	98.879	135,445	24,855,172
T-Note 3.625 9/30/2030	91282CPA3	Morgan Stanley	4/24/2026	4/27/2026	3.912	25,000,000	24,710,938	98.844	66,855	24,777,792
T-Note 3.625 9/30/2030	91282CPA3	Mizuho Securities	4/23/2026	4/24/2026	3.901	25,000,000	24,720,703	98.883	59,426	24,780,129
T-Note 3.75 5/31/2030	91282CHF1	UMB Bank	4/28/2026	4/29/2026	3.932	25,000,000	24,829,102	99.316	386,332	25,215,434
T-Note 3.75 5/31/2030	91282CHF1	RBC	4/24/2026	4/27/2026	3.890	25,000,000	24,868,164	99.473	381,181	25,249,345
T-Note 3.75 5/31/2030	91282CHF1	Stifel Nicolaus	4/23/2026	4/24/2026	3.884	25,000,000	24,873,047	99.492	373,455	25,246,502
T-Note 3.75 5/31/2030	91282CHF1	UMB Bank	4/22/2026	4/23/2026	3.872	25,000,000	24,884,766	99.539	370,879	25,255,645
T-Note 3.75 5/31/2030	91282CHF1	Morgan Stanley	4/21/2026	4/22/2026	3.849	25,000,000	24,906,250	99.625	368,304	25,274,554
T-Note 3.75 5/31/2030	91282CHF1	RBC	4/20/2026	4/21/2026	3.820	25,000,000	24,933,594	99.734	365,728	25,299,322
T-Note 3.75 5/31/2030	91282CHF1	UMB Bank	4/17/2026	4/20/2026	3.786	25,000,000	24,964,844	99.859	363,152	25,327,996
T-Note 3.75 6/30/2030	91282CHJ3	TD Securities	4/28/2026	4/29/2026	3.936	25,000,000	24,821,289	99.285	308,184	25,129,473
T-Note 3.75 6/30/2030	91282CHJ3	BNY Mellon Capital Markets	4/24/2026	4/27/2026	3.894	25,000,000	24,861,328	99.445	303,004	25,164,332
T-Note 3.75 6/30/2030	91282CHJ3	Academy Securities	4/23/2026	4/24/2026	3.881	25,000,000	24,874,023	99.496	295,235	25,169,258
T-Note 3.75 6/30/2030	91282CHJ3	Stifel Nicolaus	4/22/2026	4/23/2026	3.873	25,000,000	24,880,859	99.523	292,645	25,173,504
T-Note 3.75 6/30/2030	91282CHJ3	Hilltop	4/21/2026	4/22/2026	3.852	25,000,000	24,901,367	99.605	290,055	25,191,422
T-Note 3.75 6/30/2030	91282CHJ3	BNY Mellon Capital Markets	4/20/2026	4/21/2026	3.823	25,000,000	24,928,711	99.715	287,465	25,216,176
T-Note 3.75 6/30/2030	91282CHJ3	RBC	4/17/2026	4/20/2026	3.794	25,000,000	24,957,031	99.828	284,876	25,241,907
T-Note 3.875 7/31/2030	91282CNN7	Morgan Stanley	4/29/2026	4/30/2026	3.991	25,000,000	24,886,719	99.547	238,173	25,124,892
T-Note 3.875 7/31/2030	91282CNN7	Jefferies & Co	4/24/2026	4/27/2026	3.899	25,000,000	24,975,586	99.902	230,145	25,205,731
T-Note 3.875 7/31/2030	91282CNN7	Cantor Fitzgerald	4/23/2026	4/24/2026	3.890	25,000,000	24,984,375	99.938	222,117	25,206,492
T-Note 3.875 7/31/2030	91282CNN7	Morgan Stanley	4/22/2026	4/23/2026	3.877	25,000,000	24,997,070	99.988	219,441	25,216,511
T-Note 3.875 7/31/2030	91282CNN7	TD Securities	4/21/2026	4/22/2026	3.857	25,000,000	25,016,602	100.066	216,765	25,233,366
T-Note 3.875 7/31/2030	91282CNN7	UMB Bank	4/20/2026	4/21/2026	3.828	25,000,000	25,044,922	100.180	214,088	25,259,010
T-Note 3.875 7/31/2030	91282CNN7	Academy Securities	4/17/2026	4/20/2026	3.797	25,000,000	25,075,195	100.301	211,412	25,286,608
						800,000,000	795,037,109		9,298,479	804,335,589
<b>Matured</b>										
T-Note 2.375 4/30/2026	9128286S4	BofA Securities	4/30/2026	4/30/2026	0.000	25,000,000	25,000,000	0.000	0	25,000,000
T-Note 2.375 4/30/2026	9128286S4	Bank of Oklahoma	4/30/2026	4/30/2026	0.000	25,000,000	25,000,000	0.000	0	25,000,000
T-Note 2.375 4/30/2026	9128286S4	UMB Bank	4/30/2026	4/30/2026	0.000	25,000,000	25,000,000	0.000	0	25,000,000
T-Note 2.375 4/30/2026	9128286S4	Hilltop	4/30/2026	4/30/2026	0.000	25,000,000	25,000,000	0.000	0	25,000,000
T-Note 2.375 4/30/2026	9128286S4	Morgan Stanley	4/30/2026	4/30/2026	0.000	25,000,000	25,000,000	0.000	0	25,000,000
T-Note 2.375 4/30/2026	9128286S4	Wells Fargo	4/30/2026	4/30/2026	0.000	25,000,000	25,000,000	0.000	0	25,000,000
T-Note 2.375 4/30/2026	9128286S4	UMB Bank	4/30/2026	4/30/2026	0.000	25,000,000	25,000,000	0.000	0	25,000,000
T-Note 2.375 4/30/2026	9128286S4	Stifel Nicolaus	4/30/2026	4/30/2026	0.000	25,000,000	25,000,000	0.000	0	25,000,000
T-Note 2.375 4/30/2026	9128286S4	Bank of Oklahoma	4/30/2026	4/30/2026	0.000	25,000,000	25,000,000	0.000	0	25,000,000
T-Note 2.375 4/30/2026	9128286S4	UMB Bank	4/30/2026	4/30/2026	0.000	25,000,000	25,000,000	0.000	0	25,000,000
						250,000,000	250,000,000		0	250,000,000
<b>Net Change in Investments (Buy &amp; Matured/Sell)</b>						550,000,000	545,037,109		9,298,479	554,335,589



Office of the State Treasurer  
 Transactions by Security Type  
 April 30, 2026

Description	CUSIP	Action	Settlement Date	Maturity Date	YTM @ Cost	Par	Principal	Price	Interest	Total
<b>US Treasury Bonds and Notes</b>										
T-Note 3.5 4/30/2030	91282CGZ8	Buy	4/27/2026	4/30/2030	3.886	25,000,000	24,644,531	98.578	430,249	25,074,780
T-Note 3.5 4/30/2030	91282CGZ8	Buy	4/24/2026	4/30/2030	3.877	25,000,000	24,652,344	98.609	422,997	25,075,341
T-Note 3.5 4/30/2030	91282CGZ8	Buy	4/23/2026	4/30/2030	3.869	25,000,000	24,659,180	98.637	420,580	25,079,760
T-Note 3.5 4/30/2030	91282CGZ8	Buy	4/22/2026	4/30/2030	3.845	25,000,000	24,681,641	98.727	418,163	25,099,804
T-Note 3.5 4/30/2030	91282CGZ8	Buy	4/21/2026	4/30/2030	3.816	25,000,000	24,708,008	98.832	415,746	25,123,754
T-Note 3.5 4/30/2030	91282CGZ8	Buy	4/20/2026	4/30/2030	3.785	25,000,000	24,736,328	98.945	413,329	25,149,657
T-Note 3.625 8/31/2030	91282CNX5	Buy	4/30/2026	8/31/2030	4.004	25,000,000	24,625,000	98.500	150,221	24,775,221
T-Note 3.625 8/31/2030	91282CNX5	Buy	4/27/2026	8/31/2030	3.913	25,000,000	24,713,867	98.855	142,833	24,856,700
T-Note 3.625 8/31/2030	91282CNX5	Buy	4/24/2026	8/31/2030	3.907	25,000,000	24,719,727	98.879	135,445	24,855,172
T-Note 3.625 9/30/2030	91282CPA3	Buy	4/27/2026	9/30/2030	3.912	25,000,000	24,710,938	98.844	66,855	24,777,792
T-Note 3.625 9/30/2030	91282CPA3	Buy	4/24/2026	9/30/2030	3.901	25,000,000	24,720,703	98.883	59,426	24,780,129
T-Note 3.75 5/31/2030	91282CHF1	Buy	4/29/2026	5/31/2030	3.932	25,000,000	24,829,102	99.316	386,332	25,215,434
T-Note 3.75 5/31/2030	91282CHF1	Buy	4/27/2026	5/31/2030	3.890	25,000,000	24,868,164	99.473	381,181	25,249,345
T-Note 3.75 5/31/2030	91282CHF1	Buy	4/24/2026	5/31/2030	3.884	25,000,000	24,873,047	99.492	373,455	25,246,502
T-Note 3.75 5/31/2030	91282CHF1	Buy	4/23/2026	5/31/2030	3.872	25,000,000	24,884,766	99.539	370,879	25,255,645
T-Note 3.75 5/31/2030	91282CHF1	Buy	4/22/2026	5/31/2030	3.849	25,000,000	24,906,250	99.625	368,304	25,274,554
T-Note 3.75 5/31/2030	91282CHF1	Buy	4/21/2026	5/31/2030	3.820	25,000,000	24,933,594	99.734	365,728	25,299,322
T-Note 3.75 5/31/2030	91282CHF1	Buy	4/20/2026	5/31/2030	3.786	25,000,000	24,964,844	99.859	363,152	25,327,996
T-Note 3.75 6/30/2030	91282CHJ3	Buy	4/29/2026	6/30/2030	3.936	25,000,000	24,821,289	99.285	308,184	25,129,473
T-Note 3.75 6/30/2030	91282CHJ3	Buy	4/27/2026	6/30/2030	3.894	25,000,000	24,861,328	99.445	303,004	25,164,332
T-Note 3.75 6/30/2030	91282CHJ3	Buy	4/24/2026	6/30/2030	3.881	25,000,000	24,874,023	99.496	295,235	25,169,258
T-Note 3.75 6/30/2030	91282CHJ3	Buy	4/23/2026	6/30/2030	3.873	25,000,000	24,880,859	99.523	292,645	25,173,504
T-Note 3.75 6/30/2030	91282CHJ3	Buy	4/22/2026	6/30/2030	3.852	25,000,000	24,901,367	99.605	290,055	25,191,422
T-Note 3.75 6/30/2030	91282CHJ3	Buy	4/21/2026	6/30/2030	3.823	25,000,000	24,928,711	99.715	287,465	25,216,176
T-Note 3.75 6/30/2030	91282CHJ3	Buy	4/20/2026	6/30/2030	3.794	25,000,000	24,957,031	99.828	284,876	25,241,907
T-Note 3.875 7/31/2030	91282CNN7	Buy	4/30/2026	7/31/2030	3.991	25,000,000	24,886,719	99.547	238,173	25,124,892
T-Note 3.875 7/31/2030	91282CNN7	Buy	4/27/2026	7/31/2030	3.899	25,000,000	24,975,586	99.902	230,145	25,205,731
T-Note 3.875 7/31/2030	91282CNN7	Buy	4/24/2026	7/31/2030	3.890	25,000,000	24,984,375	99.938	222,117	25,206,492
T-Note 3.875 7/31/2030	91282CNN7	Buy	4/23/2026	7/31/2030	3.877	25,000,000	24,997,070	99.988	219,441	25,216,511
T-Note 3.875 7/31/2030	91282CNN7	Buy	4/22/2026	7/31/2030	3.857	25,000,000	25,016,602	100.066	216,765	25,233,366
T-Note 3.875 7/31/2030	91282CNN7	Buy	4/21/2026	7/31/2030	3.828	25,000,000	25,044,922	100.180	214,088	25,259,010
T-Note 3.875 7/31/2030	91282CNN7	Buy	4/20/2026	7/31/2030	3.797	25,000,000	25,075,195	100.301	211,412	25,286,608
						<b>800,000,000</b>	<b>795,037,109</b>		<b>9,298,479</b>	<b>804,335,589</b>
<b>Municipal Bonds</b>						0	0		0	0
<b>Certificates of Deposits_IntraFi</b>							<b>1,250,000</b>			
<b>Total</b>							<b>796,287,109</b>			



Office of the State Treasurer  
 Transactions by Broker  
 April 30, 2026

Description	CUSIP	Action	Asset Category	Settlement Date	Maturity Date	YTM @ Cost	Par	Principal	Price	Interest	Total
<b>Academy Securities</b>											
T-Note 3.75 6/30/2030	91282CHJ3	Buy	US Treasury Bonds / Notes	4/24/2026	6/30/2030	3.881	25,000,000	24,874,023	99.496	295,235	25,169,258.25
T-Note 3.875 7/31/2030	91282CNN7	Buy	US Treasury Bonds / Notes	4/20/2026	7/31/2030	3.797	25,000,000	25,075,195	100.301	211,412	25,286,607.60
							50,000,000	49,949,219		506,647	50,455,865.85
<b>BNY Mellon Capital Markets</b>											
T-Note 3.5 4/30/2030	91282CGZ8	Buy	US Treasury Bonds / Notes	4/23/2026	4/30/2030	3.869	25,000,000	24,659,180	98.637	420,580	25,079,759.80
T-Note 3.75 6/30/2030	91282CHJ3	Buy	US Treasury Bonds / Notes	4/27/2026	6/30/2030	3.894	25,000,000	24,861,328	99.445	303,004	25,164,332.27
T-Note 3.75 6/30/2030	91282CHJ3	Buy	US Treasury Bonds / Notes	4/21/2026	6/30/2030	3.823	25,000,000	24,928,711	99.715	287,465	25,216,176.41
							75,000,000	74,449,219		1,011,050	75,460,268.48
<b>Cantor Fitzgerald</b>											
T-Note 3.625 8/31/2030	91282CNX5	Buy	US Treasury Bonds / Notes	4/30/2026	8/31/2030	4.004	25,000,000	24,625,000	98.500	150,221	24,775,220.79
T-Note 3.875 7/31/2030	91282CNN7	Buy	US Treasury Bonds / Notes	4/24/2026	7/31/2030	3.890	25,000,000	24,984,375	99.938	222,117	25,206,491.71
							50,000,000	49,609,375		372,338	49,981,712.50
<b>Hilltop</b>											
T-Note 3.5 4/30/2030	91282CGZ8	Buy	US Treasury Bonds / Notes	4/27/2026	4/30/2030	3.886	25,000,000	24,644,531	98.578	430,249	25,074,779.87
T-Note 3.75 6/30/2030	91282CHJ3	Buy	US Treasury Bonds / Notes	4/22/2026	6/30/2030	3.852	25,000,000	24,901,367	99.605	290,055	25,191,422.44
							50,000,000	49,545,898		720,304	50,266,202.31
<b>Jefferies &amp; Co</b>											
T-Note 3.875 7/31/2030	91282CNN7	Buy	US Treasury Bonds / Notes	4/27/2026	7/31/2030	3.899	25,000,000	24,975,586	99.902	230,145	25,205,730.97
							25,000,000	24,975,586		230,145	25,205,731
<b>Mizuho Securities</b>											
T-Note 3.625 9/30/2030	91282CPA3	Buy	US Treasury Bonds / Notes	4/24/2026	9/30/2030	3.901	25,000,000	24,720,703	98.883	59,426	24,780,129.36
							25,000,000	24,720,703		59,426	24,780,129.36
<b>Morgan Stanley</b>											
T-Note 3.5 4/30/2030	91282CGZ8	Buy	US Treasury Bonds / Notes	4/20/2026	4/30/2030	3.785	25,000,000	24,736,328	98.945	413,329	25,149,656.86
T-Note 3.625 9/30/2030	91282CPA3	Buy	US Treasury Bonds / Notes	4/27/2026	9/30/2030	3.912	25,000,000	24,710,938	98.844	66,855	24,777,792.01
T-Note 3.75 5/31/2030	91282CHF1	Buy	US Treasury Bonds / Notes	4/22/2026	5/31/2030	3.849	25,000,000	24,906,250	99.625	368,304	25,274,553.57
T-Note 3.875 7/31/2030	91282CNN7	Buy	US Treasury Bonds / Notes	4/30/2026	7/31/2030	3.991	25,000,000	24,886,719	99.547	238,173	25,124,892.09
T-Note 3.875 7/31/2030	91282CNN7	Buy	US Treasury Bonds / Notes	4/23/2026	7/31/2030	3.877	25,000,000	24,997,070	99.988	219,441	25,216,510.92
							125,000,000	124,237,305		1,306,101	125,543,405
<b>RBC</b>											
T-Note 3.75 5/31/2030	91282CHF1	Buy	US Treasury Bonds / Notes	4/27/2026	5/31/2030	3.890	25,000,000	24,868,164	99.473	381,181	25,249,345.38
T-Note 3.75 5/31/2030	91282CHF1	Buy	US Treasury Bonds / Notes	4/21/2026	5/31/2030	3.820	25,000,000	24,933,594	99.734	365,728	25,299,321.77
T-Note 3.75 6/30/2030	91282CHJ3	Buy	US Treasury Bonds / Notes	4/20/2026	6/30/2030	3.794	25,000,000	24,957,031	99.828	284,876	25,241,906.94
							75,000,000	74,758,789		1,031,785	75,790,574
<b>Stifel Nicolaus</b>											
T-Note 3.5 4/30/2030	91282CGZ8	Buy	US Treasury Bonds / Notes	4/22/2026	4/30/2030	3.845	25,000,000	24,681,641	98.727	418,163	25,099,803.61
T-Note 3.75 5/31/2030	91282CHF1	Buy	US Treasury Bonds / Notes	4/24/2026	5/31/2030	3.884	25,000,000	24,873,047	99.492	373,455	25,246,501.55
T-Note 3.75 6/30/2030	91282CHJ3	Buy	US Treasury Bonds / Notes	4/23/2026	6/30/2030	3.873	25,000,000	24,880,859	99.523	292,645	25,173,504.41
							75,000,000	74,435,547		1,084,263	75,519,809.57
<b>TD Securities</b>											
T-Note 3.625 8/31/2030	91282CNX5	Buy	US Treasury Bonds / Notes	4/27/2026	8/31/2030	3.913	25,000,000	24,713,867	98.855	142,833	24,856,700.07
T-Note 3.625 8/31/2030	91282CNX5	Buy	US Treasury Bonds / Notes	4/24/2026	8/31/2030	3.907	25,000,000	24,719,727	98.879	135,445	24,855,171.53
T-Note 3.75 6/30/2030	91282CHJ3	Buy	US Treasury Bonds / Notes	4/29/2026	6/30/2030	3.936	25,000,000	24,821,289	99.285	308,184	25,129,472.76
T-Note 3.875 7/31/2030	91282CNN7	Buy	US Treasury Bonds / Notes	4/22/2026	7/31/2030	3.857	25,000,000	25,016,602	100.066	216,765	25,233,366.06
							100,000,000	99,271,484		803,226	100,074,710.42
<b>UMB Bank</b>											
T-Note 3.5 4/30/2030	91282CGZ8	Buy	US Treasury Bonds / Notes	4/24/2026	4/30/2030	3.877	25,000,000	24,652,344	98.609	422,997	25,075,340.99
T-Note 3.5 4/30/2030	91282CGZ8	Buy	US Treasury Bonds / Notes	4/21/2026	4/30/2030	3.816	25,000,000	24,708,008	98.832	415,746	25,123,753.67
T-Note 3.75 5/31/2030	91282CHF1	Buy	US Treasury Bonds / Notes	4/29/2026	5/31/2030	3.932	25,000,000	24,829,102	99.316	386,332	25,215,433.98
T-Note 3.75 5/31/2030	91282CHF1	Buy	US Treasury Bonds / Notes	4/23/2026	5/31/2030	3.872	25,000,000	24,884,766	99.539	370,879	25,255,644.75
T-Note 3.75 5/31/2030	91282CHF1	Buy	US Treasury Bonds / Notes	4/20/2026	5/31/2030	3.786	25,000,000	24,964,844	99.859	363,152	25,327,996.22
T-Note 3.875 7/31/2030	91282CNN7	Buy	US Treasury Bonds / Notes	4/21/2026	7/31/2030	3.828	25,000,000	25,044,922	100.180	214,088	25,259,010.28
							150,000,000	149,083,984		2,173,196	151,257,179.89
<b>Total Securities</b>							<b>800,000,000</b>	<b>795,037,109</b>		<b>9,298,479</b>	<b>804,335,588.89</b>



Office of the State Treasurer  
 General Fund  
 Comparison of Actual Earnings to Estimated Earnings  
 April 30, 2026

**Fiscal Year to Date**

<b>Asset Category</b>	<b>Revenues Actual</b>	<b>Revenues Estimate</b>	<b>Variance</b>	<b>Percent</b>	<b>Investable Base Actual</b>	<b>Investable Base - Est.</b>	<b>Variance</b>	<b>Percent</b>
Certificates of Deposit - IntraFi	1,169,268	1,166,667	2,601	0.22%	53,931,114	32,000,000	21,931,114	68.53%
Foreign Bonds	3,087,271	3,333,333	-246,062	-7.38%	94,006,876	37,000,000	57,006,876	154.07%
Money Market Mutual Funds-GF	33,074,519	32,500,000	574,519	1.77%	1,559,362,051	1,000,000,000	559,362,051	55.94%
State of OK Bonds	1,035,000	833,333	201,667	24.20%	30,000,000	30,000,000	0	0.00%
US Agency - MBS	30,521,046	31,666,667	-1,145,620	-3.62%	1,356,893,950	2,000,000,000	(643,106,050)	-32.16%
US Agency Bonds	2,859,649	2,333,333	526,316	22.56%	56,328,387	1,500,000,000	(1,443,671,613)	-96.24%
US Treasury Bonds / Notes	296,549,968	294,833,333	1,716,634	0.58%	9,192,635,985	7,401,000,000	1,791,635,985	24.21%
<b>Total or Average</b>	<b>368,296,721</b>	<b>366,666,667</b>	<b>1,630,054</b>	<b>0.44%</b>	<b>12,343,158,363</b>	<b>12,000,000,000</b>	<b>343,158,363</b>	<b>2.86%</b>

The Treasurer had revised the estimated earnings to the Board of Equalization for Fiscal Year 2026. The amount estimated was \$440,000,000. Year-to-date actual earnings are recorded on an accrual basis of accounting.



Office of the State Treasurer  
Comparison of Actual Earnings to Estimated Earnings  
April 30, 2026

The following page presents market rates of return on the Securities portion of the General Account and the State's aggregated State Agency Accounts. These figures, which are dollar-weighted and time-weighted where appropriate, are calculated using the percentage change in market value (inclusive of accrued income) from the end of the prior month to the end of the reporting month.

To ensure the integrity of data, this information is provided by the Treasurer's custodian bank acting in its capacity as an external third party. As such, performance measurement is presently confined to those investments which are held with the custodian bank Northern Trust Company.

Benchmark data is also provided on the following page.



Office of the State Treasurer  
Performance Comparison

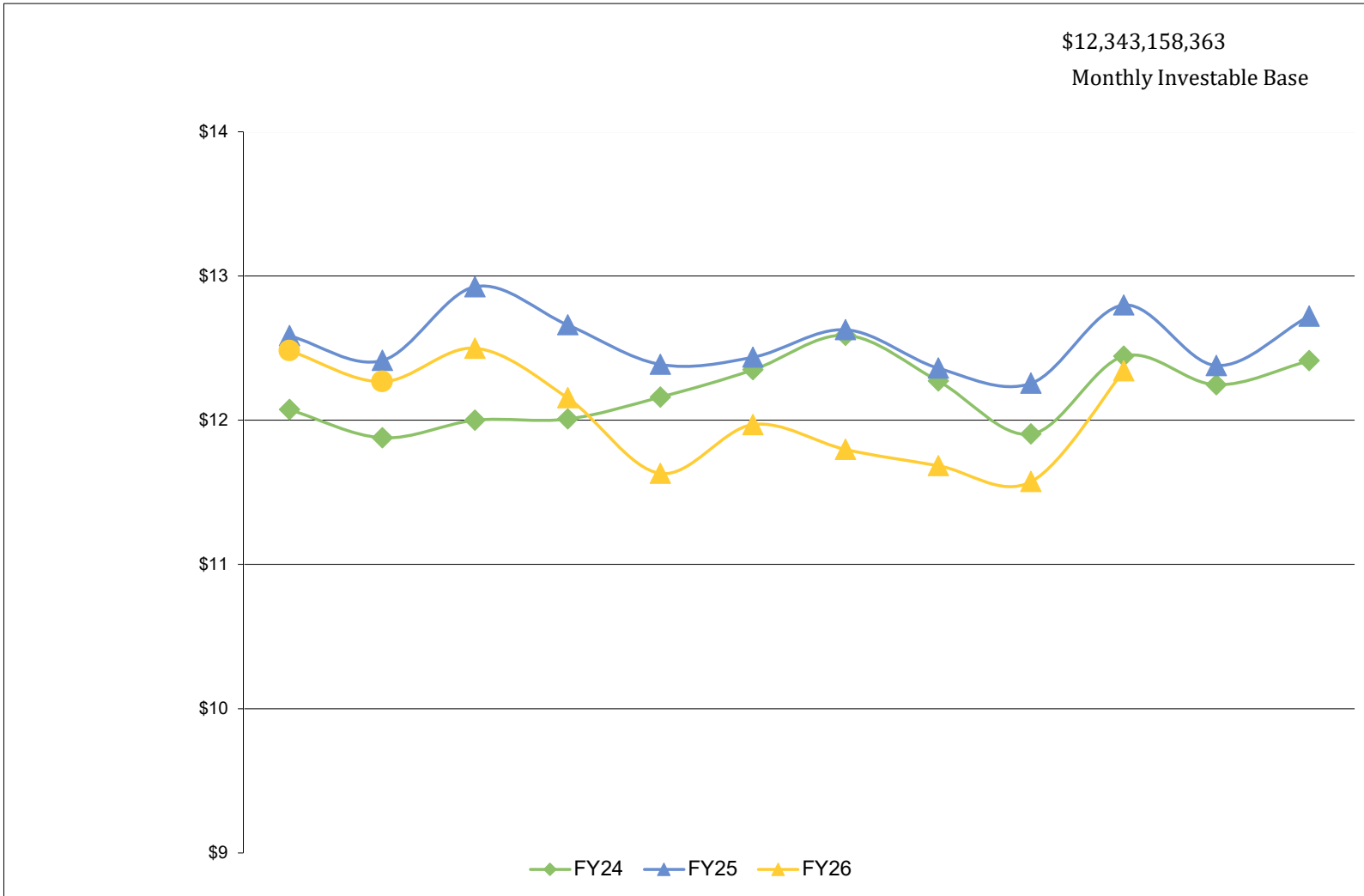
	Month of April 30	Fiscal Year-to- Date
Securities, General Revenue Account	3.94%	4.43%
Securities, Agency Directed Langston University	10.19%	15.84%
Benchmark Merrill Lynch, US 1 Year T-Bill	0.25%	3.05%

Analysis by Northern Trust Company

Represents dollar-weighted and time-weighted rates of return



Office of the State Treasurer  
General Revenue Fund, 36 Month Investable Base (Billions)  
April 30, 2026





Office of the State Treasurer  
 Banking, Custody, and other Fees  
 April 30, 2026

Depository Bank	Tax ID Number	City	State	Amount
BancFirst	73-1332918	OKC	Oklahoma	8,881
Federal Reserve Bank	44-0545874	Kansas City	Kansas	1,619
JP Morgan/Chase, Okla., NA	73-0777610	OKC	Oklahoma	65,380
EARNED CREDIT ALLOWANCE				
*JPM & BF Bank fees are based on prior month invoices.				
			<b>Total</b>	<b>75,880</b>

**Money Market Mutual Funds**

The State Treasurer participates in the following money market mutual funds. The funds managers are compensated for certain operating expenses by deducting a fee from the gross interest earnings.

Fund Manager	Tax ID	Annualized fee	Amount
Invesco	76-0574220	0.120%	69,552
JPMorgan Securities	23-2694160	0.180%	103,706
JPMorgan Securities(ARP)	23-2694160	0.180%	96,215
Goldman Sachs	06-1287410	0.110% (BOSC Inc. 0.070%)	102,919
FederatedHermes MM	25-1614826	0.100% (BancFirst 0.050%)	146,695

Note: Pursuant to Oklahoma State Statute Title 62, Section 89.7, all known fees are to be reported. The money market mutual fund fees reported are shown at the contracted rate.

**Securities Lending Program**

The State Treasurer participates in a securities lending program with Deutsche Bank acting as lending agent. Deutsche Bank retains 15% of the revenues generated as compensation for services, their share for the month was \$ 268,779. Pursuant to Oklahoma State Statute Title 62 Section 90, the State Treasurer retains security lending revenue to pay custody and other banking fees in a revolving fund and deposits excess funds to General Revenue.

**Northern Trust Custody Fees**

Pursuant to custodial contract with Northern Trust Company, custody fees are paid quarterly. Fees to be paid to Northern Trust Company for first three quarters ending March was 58,750.00.



**OKLAHOMA**  
State Treasurer

# AGENCY-DIRECTED INVESTMENTS

---

## April 2026

### **Treasurer's Mission Statement**

The mission of the Office of the State Treasurer is to serve the people of Oklahoma by providing sound banking and investment services, reuniting individuals and businesses with their unclaimed property, and promoting economic opportunities in a fiscally responsible and efficient manner while adhering to the highest professional and ethical standards.



Office of the State Treasurer  
 Agency Directed Investments  
 April 30, 2026

Issuer	Face Amount/Shares	Market Value	Book Value	% of Portfolio
<b>ARPA Funding</b>				
JPMorgan MM	641,430,579	641,430,579	641,430,579	100%
<b>Total, ARPA Funding</b>	<b>641,430,579</b>	<b>641,430,579</b>	<b>641,430,579</b>	<b>100%</b>
<b>Ocia Legacy Fund 481 &amp; OCAMP 249</b>				
Federated Hermes MM	1,173,561,040	1,173,561,040	1,173,561,040	90%
Adv. Now-OCAMP Fund	124,121,250	124,121,250	124,121,250	10%
<b>Total</b>	<b>1,297,682,290</b>	<b>1,297,682,290</b>	<b>1,297,682,290</b>	<b>100%</b>
<b>Langston - Agency Directed</b>				
Fundamental Investors Inc A	16,499	1,640,310	371,159	33%
Investment Co of America A	16,849	1,109,647	371,249	33%
Washington Mutual Fund A	17,405	1,174,110	371,270	34%
Northern Trust - Agency Fund	4,548	4,548	4,548	0%
<b>Total / Average</b>	<b>55,301</b>	<b>3,928,615</b>	<b>1,118,226</b>	<b>100%</b>
<b>Report Total</b>	<b>1,939,168,170</b>	<b>1,943,041,484</b>	<b>1,940,231,095</b>	



Office of the State Treasurer  
State Agency Directed by Broker  
April 30, 2026

Broker

Tax ID

Purchases at Cost

Sales at Cost

---

No activity



Office of the State Treasurer  
State Agency Directed by Security Type  
April 30, 2026

Broker

Tax ID

Purchases at Cost

Sales at Cost

---

No activity



Office of the State Treasurer  
 Assets Under Management  
 April 30, 2026

Account	Class Funding	Agency	Interest Rate	Days to Maturity	Market Value
2109002	8090B	OMES- Risk Mgmt Revolving Fund ASA	3.6715	1	77,177,518
2118506	8185F	Corportation Commission	3.6715	1	22,386,171
2137001	8370A	OIFA	3.6715	1	10,218,202
2138503	8385C	Oklahoma Insurance Department	3.6715	1	3,064,261
2139101	8391A	Multiple Injury Trust Fund	3.6715	1	24,454,147
2141001	8410A	Commissioners of the Land Office	3.6715	1	116,509,950
2142001	8420A	Langston University	3.6715	1	16,740,929
2143500	79901	Oklahoma Lottery Commission	3.6715	1	17,111,434
2143501	8435A	Oklahoma Lottery Commission	3.6715	1	7,228,988
2147704	8477D	Oklahoma Bureau of Narcotics	3.6715	1	10,605,007
2151500	79901	OPERS	3.6715	1	1,093,246
2151501	8515A	OPERS	3.6715	1	340,836
2151502	8515B	OPERS	3.6715	1	37,607
2151503	8515C	OPERS	3.6715	1	96,115
2151504	8515D	OPERS	3.6715	1	1,618,481
2151505	8515E	OPERS	3.6715	1	36,684
2151506	8515F	OPERS	3.6715	1	27,187
2151507	8515G	OPERS	3.6715	1	93,104
2151508	8515H	OPERS	3.6715	1	15,695
2153001	8530A	Panhandle State University	3.6715	1	1,337,675
2155701	8557A	OK Police Pension	3.6715	1	7,684,192
2169502	8695B	Tax Commission	3.6715	1	497,178,535
2169505	8695E	Tax Commission	3.6715	1	14,127
2169520	8695T	Tax Commission	3.6715	1	(1,760,293)
2169521	8695U	Tax Commission	3.6715	1	123,322,833
2174007	8740G	State Treasurer	3.6715	1	2,161,529
2183006	8830F	DHS - CSED	3.6715	1	16,111,388
7200039	20000	Oklahoma Boll Weevil Eradication	3.6715	1	3,928,486
7200131	79901	Department of Corrections	3.6715	1	16,365,805
7200320	20000	Department of Wildlife	3.6715	1	11,158,732
7200359	20000	OERB	3.6715	1	8,129,552
7200370	20000	OIFA	3.6715	1	1,834,925
7200391	20000	Multiple Injury Trust Fund	3.6715	1	142,755
7200410	20000	Commissioners of the Land Office	3.6715	1	4,319,801
7200435	20000	Oklahoma Lottery Commission	3.6715	1	25,463,419
7200515	20000	OPERS	3.6715	1	1,691,108
7200588	20000	Real Estate Commission	3.6715	1	4,355,469
7200830	20000	Department of Human Services	3.6715	1	154,500
7201825	20100	University Hospitals Authority	3.6715	1	2,108,621
7205090	20500	OMES Risk Management Division/DSC	3.6715	1	106,117,155
7205131	79901	Department of Corrections	3.6715	1	7,821,655
7205204	20500	JM Davis Arms & Historical Museum	3.6715	1	3,581



Office of the State Treasurer  
 Assets Under Management  
 April 30, 2026

Account	Class Funding	Agency	Interest Rate	Days to Maturity	Market Value
7205320	20500	Department of Wildlife	3.6715	1	1,236,399
7205359	20500	Sustaining OK Energy Resources	3.6715	1	8,810,450
7205515	20500	OPERS	3.6715	1	324,051
7205563	20500	OK Bd for Private Vocational Schools	3.6715	1	419,922
7205630	20500	Oklahoma Department of Securities	3.6715	1	1,714,156
7205650	20500	Department of Veteran Affairs	3.6715	1	6,655,721
7210270	21000	State Election Board	3.6715	1	52,550
7210320	21000	Department of Wildlife	3.6715	1	3,616,230
7210350	21000	Oklahoma Historical Society	3.6715	1	33
7210400	21000	Office of Juvenile Affairs	3.6715	1	5,866
7210410	21000	Commissioners of the Land Office	3.6715	1	12,710,155
7210515	21000	OPERS	3.6715	1	715,223
7210570	21000	State Board of Licensure for Professional Engineers &	3.6715	1	362,847
7210588	21000	Real Estate Commission	3.6715	1	829,988
7215270	21500	State of Oklahoma Election Board - HAVA	3.6715	1	9,496,774
7215320	21500	Department of Wildlife	3.6715	1	5,615,794
7215566	21500	Tourism & Recreation Department	3.6715	1	9,455,926
7215585	21500	Department of Public Safety	3.6715	1	2,626,277
7215670	21500	JD McCarty Center	3.6715	1	1,303,404
7215825	215000	University Hospitals Authority	3.6715	1	2,016,912
7216805	21600	Department of Rehabilitation Services	3.6715	1	1,299,070
7220320	22000	Dept of Wildlife Conservation	3.6715	1	33,987
7220570	22000	OSB of Licensure for Professional Engineers and Land	3.6715	1	425,050
7220585	22000	Department of Public Safety	3.6715	1	4,383,617
7220650	22000	Department of Veteran Affairs	3.6715	1	10,373,455
7220830	22000	Department of Human Services	3.6715	1	11,078
7225040	22500	Department of Agriculture	3.6715	1	77,087
7225830	22500	Department of Human Services	3.6715	1	243,359
7226835	22600	Oklahoma Water Resources Board	3.6715	1	2,057,511
7230220	23000	Oklahoma Crime Victims Compensation	3.6715	1	8,166,542
7230345	23000	Department of Transportation	3.6715	1	7,438,484
7230695	23000	Tax Commission	3.6715	1	1,625,253
7230807	23000	Health Care Authority	3.6715	1	0
7235605	23500	Regents for Higher Education	3.6715	1	4,149,851
7240807	24000	Health Care Authority	3.6715	1	13,250,329
7240830	24000	Oklahoma Human Services	3.6715	1	6,286,245
7244090	24400	OMES Dept of Central Services	3.6715	1	854,482
7245807	24500	Health Care Authority	3.6715	1	3,255,019
7252090	25200	Department of Central Services	3.6715	1	1,100,038
7255090	25500	Department of Central Services	3.6715	1	2,110,544
7255585	25500	Oklahoma Dept of Public Safety	3.6715	1	146,596
7260090	26000	OMES Risk Management Division	3.6715	1	7,064,176
7265090	26500	OMES- Risk Mgmt	3.6715	1	544,900



Office of the State Treasurer  
 Assets Under Management  
 April 30, 2026

Account	Class Funding	Agency	Interest Rate	Days to Maturity	Market Value
7275740	27500	OST - SEED	3.6715	1	875
7280090	28000	OMES DCS Property Distribution	3.6715	1	919,316
7280131	79901	Department of Corrections	3.6715	1	18,862,390
7280345	28000	Department of Transportation	3.6715	1	2,060,390
7285345	28500	Department of Transportation	3.6715	1	193,370,149
7295090	27000	Emergency & Transportation	3.6715	1	8,846,751
7303000	30300	Tobacco Litigation Escrow Fund	3.6715	1	34,055
7360566	36000	Tourism & Recreation Department	3.6715	1	6,909,825
7400628	40000	Oklahoma Center for the Advancement of Science & T	3.6715	1	10,500,514
7400650	40000	Department of Veteran Affairs	3.6715	1	27,205,997
7403292	40300	Oklahoma Department of Environmental Quality	3.6715	1	996,027
7405220	40500	District Attorneys Council	3.6715	1	5,710,618
7409105	40900	OCIA - NACEA Revenue Series 2018B	3.6715	1	89,608
7411105	41100	OCIA - Capitol Repair Revenue Series 2018C	3.6715	1	439,000
7412105	41200	OCIA	3.6715	1	1,142,202
7416000	41600	OSF - Oil Overcharge	3.6715	1	330,943
7416105	41600	OCIA - DOC Revenue Series 2018D	3.6715	1	3,337
7416160	41600	Department of Commerce	3.6715	1	3,481,657
7424105	42400	OCIA - Revenue Series 2019A	3.6715	1	35,093
7425650	42500	Department of Veteran Affairs	3.6715	1	10,172,159
7426000	42600	OSF - Oil Overcharge	3.6715	1	2,765,197
7426160	42600	Department of Commerce	3.6715	1	19,525,175
7428105	42800	OCIA Endowed Chairs Fund	3.6715	1	966,374
7430010	43000	Oklahoma State University	3.6715	1	3,065,351
7430011	43000	Oklahoma State University	3.6715	1	3,175,009
7430012	43000	Oklahoma State University	3.6715	1	3,102,748
7430013	43000	Oklahoma State University	3.6715	1	3,073,577
7430014	43000	Oklahoma State University	3.6715	1	3,064,335
7430015	43000	Oklahoma State University	3.6715	1	3,065,570
7430016	43000	Oklahoma State University	3.6715	1	158,383
7430100	43000	Cameron University	3.6715	1	1,892,761
7430420	43000	Langston University	3.6715	1	7,508
7430461	43000	Rogers State College	3.6715	1	1,432,676
7430505	43000	Northwestern Oklahoma State University	3.6715	1	478,302
7430530	43000	Panhandle State University	3.6715	1	41,092
7430665	43000	Southwestern Oklahoma State University	3.6715	1	2,457,729
7430760	43000	University of Oklahoma	3.6715	1	85,795,190
7430770	43000	OUHSC	3.6715	1	102,090,242
7430773	43000	Oklahoma State University	3.6715	1	3,321,738
7436000	43600	OSF - Oil Overcharge	3.6715	1	3,033
7436105	43600	OCIA	3.6715	1	226,479
7438105	43800	OCIA	3.6715	1	384,753
7443105	44300	OCIA	3.6715	1	590,757



Office of the State Treasurer  
 Assets Under Management  
 April 30, 2026

Account	Class Funding	Agency	Interest Rate	Days to Maturity	Market Value
7444105	44400	OCIA 2017C Series	3.6715	1	132,753
7444835	44400	Water Resources Board	3.6715	1	12,763,820
7445835	44500	Water Resources Board	3.6715	1	12,091,902
7447105	44700	2017A Revenue Fund	3.6715	1	65,203
7450105	45000	OCIA Series 2020B	3.6715	1	837,103
7452105	45200	OCIA Series 2020D	3.6715	1	83,750
7454105	45400	OCIA Series 2020E	3.6715	1	1,104
7455160	45500	Department of Commerce	3.6715	1	208,113
7459105	45900	OCIA Endowed Chairs 2021	3.6715	1	845,089
7460100	46000	Cameron University	3.6715	1	74,649
7461105	46100	OCIA (TIFIA/ODOT 2022)	3.6715	1	198,548
7463105	46300	OCIA (Conservation-2022A)	3.6715	1	19,582,368
7465105	46500	OCIA (Conservation-2022A)	3.6715	1	103,872
7466105	46600	OCIA (National Guard Museum 2022B)	3.6715	1	5,497,220
7467105	46700	OCIA (National Guard Museum 2022B)	3.6715	1	270,949
7468105	46800	OCIA ODVA-2022C	3.6715	1	30,981,134
7469105	46900	OCIA ODVA-2022C	3.6715	1	223,309
7470010	47000	Oklahoma State University Capital Bond Project	3.6715	1	1,336,300
7470105	47000	OCIA	3.6715	1	225,000,000
7471835	47100	Water Resources Board	3.6715	1	4,642,425
7472835	47200	Water Resources Board	3.6715	1	136,451,617
7473835	47300	Water Resources Board	3.6715	1	59,276,320
7475750	47500	Tulsa Community College	3.6715	1	16,571
7475770	47500	OUHSC	3.6715	1	37,269,157
7476760	47600	University of Oklahoma	3.6715	1	28,482,994
7480105	48000	OCIA	3.6715	1	220,702
7484105	48400	OCIA	3.6715	1	232,093
7486105	48600	OCIA	3.6715	1	199,218
7487010	48700	OKLAHOMA STATE UNIVERSITY	3.6715	1	2,810,222
7488010	48800	OKLAHOMA STATE UNIVERSITY	3.6715	1	139
7490010	49000	Oklahoma State University	3.6715	1	54,194
7490013	49000	Oklahoma State University	3.6715	1	24,582
7490015	49000	Oklahoma State University	3.6715	1	1,571
7490270	49000	Oklahoma State Election Board	3.6715	1	20
7490773	49000	Oklahoma State University	3.6715	1	63,623
7491220	49100	District Attorneys Council	3.6715	1	26,621
7493105	49300	OCIA 2024A	3.6715	1	4,049,959
7494105	49400	OCIA 2024B	3.6715	1	515,525
7497085	49700	Broadband	3.6715	1	50,207,369
7497105	49700	OCIA Series 2025A	3.6715	1	283,628,273
7497835	49700	Water Resources Board	3.6715	1	910,509
7498105	49800	OCIA Series 2025A	3.6715	1	1,329,105
7515410	8410A	Commissioners of the Land Office	3.6715	1	85,258



Office of the State Treasurer  
 Assets Under Management  
 April 30, 2026

Account	Class Funding	Agency	Interest Rate	Days to Maturity	Market Value
7516410	8410A	Commissioners of the Land Office	3.6715	1	1,595,121
7600010	60000	Oklahoma State University	3.6715	1	9,153,131
7600100	60000	Cameron University	3.6715	1	1,908,648
7600120	60000	University of Central Oklahoma	3.6715	1	1,249,406
7600150	60000	University of Science & Arts	3.6715	1	120,896
7600230	60000	East Central University	3.6715	1	1,014,184
7600420	60000	Langston University	3.6715	1	2,009,169
7600485	60000	Northeastern State University	3.6715	1	1,471,599
7600490	60000	Northern Oklahoma College	3.6715	1	1,438,610
7600505	60000	Northwestern Oklahoma State University	3.6715	1	1,546,494
7600530	60000	Panhandle State University	3.6715	1	217,195
7600660	60000	Southeastern Oklahoma State University	3.6715	1	561,797
7600665	60000	Southwestern Oklahoma State University	3.6715	1	2,905,217
7600760	60000	University of Oklahoma	3.6715	1	7,698,766
7650010	65000	Oklahoma State University	3.6715	1	4,192,874
7650100	65000	Cameron University	3.6715	1	988,579
7650120	65000	University of Central Oklahoma	3.6715	1	3,383,210
7650150	65000	University of Science & Arts	3.6715	1	151,917
7650230	65000	East Central University	3.6715	1	302,306
7650420	65000	Langston University	3.6715	1	4,144,509
7650485	65000	Northeastern State University	3.6715	1	258,040
7650490	65000	Northern Oklahoma College	3.6715	1	4,549,628
7650505	65000	Northwestern Oklahoma State University	3.6715	1	1,131,047
7650530	65000	Panhandle State University	3.6715	1	409,692
7650660	65000	Southeastern Oklahoma State University	3.6715	1	707,440
7650665	65000	Southwestern Oklahoma State University	3.6715	1	1,223,556
7650760	65000	University of Oklahoma	3.6715	1	4,608,487
7700040	70000	Department of Agriculture	3.6715	1	12,393,980
7700041	70000	Western Oklahoma State College	3.6715	1	98,311
7700131	79901	Department of Corrections	3.6715	1	19,258,006
7700240	70000	Eastern Oklahoma State College	3.6715	1	848,762
7700461	70000	Rogers State College	3.6715	1	13,287,459
7700490	70000	Northern Oklahoma College	3.6715	1	5,691,708
7700606	70000	Ardmore Higher Education Center	3.6715	1	0
7700633	70000	Oklahoma City Community College	3.6715	1	8,547,955
7700660	70000	Southeastern Oklahoma State University	3.6715	1	4,128,427
7700760	70000	University of Oklahoma	3.6715	1	232,528,273
7700830	70000	Department of Human Services	3.6715	1	1,240,451
7701010	70100	Oklahoma State University	3.6715	1	85,299,163
7701150	70100	University of Science & Arts	3.6715	1	391,823
7701165	70100	Connors State College	3.6715	1	789,221
7701400	70100	Office of Juvenile Affairs	3.6715	1	17,758
7701480	70100	Northeasten Oklahoma A&M College	3.6715	1	170,757



Office of the State Treasurer  
 Assets Under Management  
 April 30, 2026

Account	Class Funding	Agency	Interest Rate	Days to Maturity	Market Value
7701530	70100	Panhandle State University	3.6715	1	119,323
7701605	70100	Regents for Higher Education	3.6715	1	34,281,607
7701650	70100	Department of Veteran Affairs	3.6715	1	507,738
7701770	70100	OUHSC	3.6715	1	446,756,975
7701805	70100	Department of Rehabilitation Services	3.6715	1	270,913
7701865	70100	OK Workers' Comp Commission	3.6715	1	5,696,373
7702120	70200	University of Central Oklahoma	3.6715	1	11,622,095
7702650	70200	Department of Veteran Affairs	3.6715	1	240,092
7703650	70300	Department of Veteran Affairs	3.6715	1	402,243
7704120	70400	University of Central Oklahoma	3.6715	1	1,234,299
7704650	70400	Department of Veteran Affairs	3.6715	1	874,492
7704865	70400	OK Workers' Comp Commission	3.6715	1	52,352
7705505	70500	Northwestern Oklahoma State University	3.6715	1	3,693,659
7705650	70500	Department of Veteran Affairs	3.6715	1	591,678
7705675	70500	Self Insurance Guaranty Fund	3.6715	1	2,421,575
7705865	70500	OK Workers' Comp Commission	3.6715	1	48,506
7706452	70600	Community Mental Health Center Rep Payee Account	3.6715	1	8,378
7706650	70600	Department of Veteran Affairs	3.6715	1	12,196
7706750	70600	Tulsa Community College	3.6715	1	6,345,735
7706865	70600	OK Workers' Comp Commission	3.6715	1	199,229
7707452	70700	Central Oklahoma CMHC Rep Payee Account	3.6715	1	52,389
7707585	70700	Department of Public Safety	3.6715	1	5,282,091
7707605	70700	Regents for Higher Education	3.6715	1	8,944,265
7707650	70700	Department of Veteran Affairs	3.6715	1	216,585
7707865	70700	OK Workers' Comp Commission	3.6715	1	274,325
7708108	70800	Carl Albert State College	3.6715	1	5,361,447
7708605	70800	Regents for Higher Education	3.6715	1	56,669
7708650	70800	Department of Veteran Affairs	3.6715	1	52,393
7709605	70900	Regents for Higher Education	3.6715	1	6,757,431
7710350	71000	Oklahoma Historical Society	3.6715	1	1,400,129
7710452	71000	Oklahoma Department of Mental Health	3.6715	1	1,931,096
7710605	71000	Regents for Higher Education	3.6715	1	2,910,944
7711185	8740G	Corporation Commission	3.6715	1	73,542,662
7711420	71100	Langston University	3.6715	1	460,447
7711452	71100	Griffin Memorial Hospital Rep Payee	3.6715	1	49,579
7711605	71100	Regents for Higher Education	3.6715	1	850,404
7712605	71200	Regents for Higher Education	3.6715	1	129,287
7713605	71300	Regents for Higher Education	3.6715	1	117,367,259
7714452	71400	Northwest Center for Behavioral Health	3.6715	1	49,666
7714605	71400	Regents for Higher Education	3.6715	1	17,718,598
7715605	71500	Regents for Higher Education	3.6715	1	2,164,615
7718605	71800	Regents for Higher Education	3.6715	1	11,644,678
7719605	71900	Regents for Higher Education	3.6715	1	243



Office of the State Treasurer  
 Assets Under Management  
 April 30, 2026

Account	Class Funding	Agency	Interest Rate	Days to Maturity	Market Value
7723623	72300	Seminole State College	3.6715	1	226,923
7725100	72500	Cameron University	3.6715	1	93,520
7730230	73000	East Central University	3.6715	1	756,636
7730830	73000	Department of Human Services	3.6715	1	419,573
7740605	74000	Regents for Higher Education	3.6715	1	3,269,120
7741241	74100	Redlands Community College	3.6715	1	4,088,003
7745605	74500	Regents for Higher Education	3.6715	1	255,853
7747470	74700	Murray State College	3.6715	1	3,688
7750350	75000	Oklahoma Historical Society	3.6715	1	348,380
7750531	75000	Rose State College	3.6715	1	16,591,108
7751485	75100	Northeastern State University	3.6715	1	18,843,122
7752485	75200	Northeastern State University	3.6715	1	3,461,528
7765665	76500	Southwestern Oklahoma State University	3.6715	1	3,677,486
7790470	79000	Murray State College	3.6715	1	1
7805370	80500	OIFA	3.6715	1	121
7854740	85400	OCIA Endowed Chair Fund 2010	3.6715	1	8,497,894
7910467	91000	OSF Escrow Fund	3.6715	1	206,938
7920605	92000	Regents for Higher Education	3.6715	1	27,716,483
<b>State Agency, Investable Base</b>					<b>4,048,643,212</b>
<b>ARP Investment</b>					<b>641,430,579</b>
<b>Ocia Legacy Fund &amp; OCAMP</b>					<b>1,297,682,290</b>
<b>State of Oklahoma, Investable Base</b>					<b>12,343,158,363</b>
<b>Assets Under Management</b>					<b>18,330,914,443</b>