

Treasurer Todd Russ



OKLAHOMA
State Treasurer

TREASURER'S INVESTMENTS

March 2025

Treasurer's Mission Statement

The mission of the Office of the State Treasurer is to serve the people of Oklahoma by providing sound banking and investment services, reuniting individuals and businesses with their unclaimed property, and promoting economic opportunities in a fiscally responsible and efficient manner while adhering to the highest professional and ethical standards.



OKLAHOMA
State Treasurer

Investment Report

March 2025

“Competing interests in the economy make it a tough call for the Fed when making a rate decision.”



**STATE TREASURER
TODD RUSS**

PORTFOLIO PERFORMANCE, DIVERSIFICATION AND STRATEGY

March portfolio yielded 3.62%, up from 3.14% last year, with a weighted average maturity of 808 days.

Total assets under management of \$17.4 billion, up \$1.8 billion in comparison to March 2024.

Total portfolio contained **66% in U.S. Treasurys**, **2.8% in U.S. government agencies**, **12.1% in mortgage-backed securities**, **18% in money market mutual funds**, **0.2% in certificates of deposit**, **0.8% in state and foreign bonds** and **0.1% in IntraFi Program**, comprising the balance of funds invested.

PORTFOLIO	UTILIZATION	INVESTMENT OPPORTUNITIES	DIVERSIFICATION
Seek safety, liquidity and return on investment, in that order	Laddered bond maturities and buy-and-hold	Market observation, maximizing income within investment parameters and stable interest rates	Sound strategy keeping with the state’s statutory investment objectives

TOTAL FUNDS INVESTED Available market value investment funds, including State Treasurer investments at **\$12,256,228,869**. State Agency balances in OK Invest of **\$3,199,625,453**, American Rescue Plan investments at **\$1,114,276,260**, and the Oklahoma Capitol Improvement Authority Legacy Fund at **\$796,009,043** for a total of **\$17,366,139,625**.

MARKET CONDITIONS In March the 2-year treasury note fell **0.11%** to **3.89%** and the 10-year treasury note was unchanged at **4.21%**. Treasuries were mixed as bond market volatility increased and demand for U.S. government bonds increased. The yield curve, a visual relationship between treasury security yields and maturities steepened as short-term maturity yields fell, and long-term yields increased indicating some direction towards normal.

In March, the S&P 500, Dow Jones, and Nasdaq fell by **5.8%**, **4.2%**, and **8.1%**, respectively. Volatility, as measured by the Chicago Board Options Exchange’s Volatility Index, was high, driven by a narrative of uncertainty and fears of recession, stagflation, and tariff policy. This, combined with declining consumer sentiment, weakened investors’ confidence in the Fed’s ability to manage fiscal policy during unanticipated inflation and trade war.

On March 19th the Federal Open Market Committee (FOMC) voted to maintain the current target federal funds rate at **4.25-4.50%** and slow the pace of decline of its securities holdings. In an official statement the Fed reported that economic activity was expanding at a solid pace, unemployment was stable and low, and that inflation was somewhat elevated. The Committee underlined their monitoring of the economic outlook and preparation to adjust monetary policy if appropriate risks emerge.

	S&P	Dow Jones	Nasdaq
For the month	-5.8%	-4.2%	-8.1%
For the year	6.80%	5.51%	5.61%

In an official statement the Fed reported that **economic activity was expanding at a solid pace, unemployment was stable and low, and that inflation was somewhat elevated.**

ECONOMIC DEVELOPMENTS In March, unemployment rose to **4.2%** from **4.1%** in February. According to the Bureau of Labor Statistics, total non-farm payroll employment increased by **228,000 jobs** in March, coming in above consensus expectations of **140,000 jobs**. Employment increased in health care, social assistance, and transportation and warehousing. Employment in January February was revised downwards by a combined **48,000 jobs**.

According to the Bureau of Labor Statistics, **total non-farm payroll employment increased by 228,000 jobs in March, coming in above consensus expectations of 140,000 jobs.**

The consumer price index (CPI) fell **0.1%** in March and **2.4%** for the year, the smallest 12-month increase since March 2021. The Bureau of Labor Statistics wrote, “the indexes for airline fares, motor vehicle insurance, used cars and trucks, and recreation were among the major indexes that decreased in March”. Annual core personal consumption expenditures (PCE), the Fed’s preferred measure of inflation was **2.5%** in February and revised down to **2.5%** in January. The producer price index (PPI) decreased **0.4%** in March. Over **70%** of the decrease can be traced to prices for final demand goods led by the **11.1%** drop in prices for gasoline.

The Bureau of Labor Statistics writes, “**the indexes for airline fares, motor vehicle insurance, used cars and trucks, and recreation were among the major indexes that decreased in March**”.

Retail sales adjusted for seasonal variation rose **1.4%** in March and were unchanged at **0.2%** for February. This month’s growth came in above economists’ forecast of **1.3%**. The increase partly reflects a jump in car and car-part sales, up **8.8%** from last year. Building materials and garden supplies rose **3.3%** and sporting goods and hobby stores sales increased **2.4%** for the month.

Retail sales adjusted for seasonal variation rose 1.4% in March and were unchanged at 0.2% for February. This month’s growth came in above economists’ forecast of 1.3%.

In February, the National Association of Realtors reported existing home sales rose **4.2%** to a seasonally adjusted annual rate of **4.26 million homes**, down **1.2%** from last year. Total housing inventory rose to **1.24 million**. At the end of February, the average 30-year fixed rate mortgage was **6.76%**, down **2.6%** from a year ago. The median existing home sales price in February was **\$398,400**, up **3.8%** from last year.

The National Association of Realtors reported **existing home sales rose 4.2% to a seasonally adjusted annual rate of 4.26 million homes, down 1.2% from last year..**

The U.S. economy, measured by real GDP, expanded at a **2.4%** annualized rate in Q4, in comparison a Q3 increase of **3.1%**. The Bureau of Economic Analysis writes, “the increase in real GDP in the fourth quarter primarily reflected increases in consumer spending and government spending that were partly offset by a decrease in investment. Imports, which are a subtraction in the calculation of GDP, decreased”.

The Bureau of Economic Analysis writes, “**the increase in real GDP in the fourth quarter primarily reflected increases in consumer spending and government spending that were partly offset by a decrease in investment. Imports, which are a subtraction in the calculation of GDP, decreased**”.

COLLATERALIZATION All funds under the control of this office requiring collateralization were secured at rates ranging from 100% to 110%, depending on the type of investment.

Best regards,



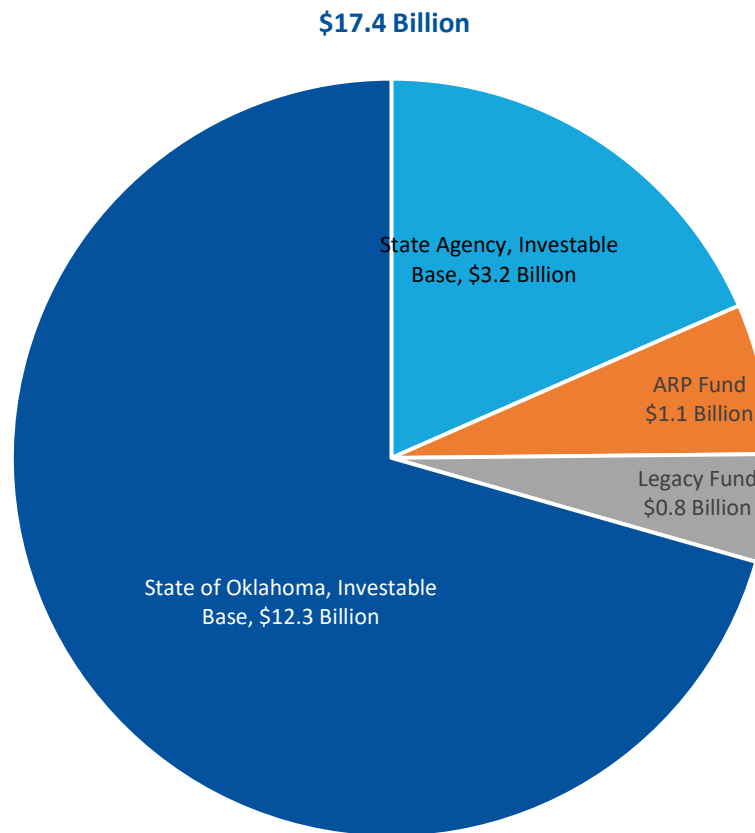
TODD RUSS
STATE TREASURER

CC: The Honorable *Kevin Stitt*, Governor
The Honorable *Kyle Hilbert*, Speaker of the House
The Honorable *Lonnie Paxton*, President Pro Tempore
The Honorable *Gentner Drummond*, Attorney General
The Honorable *Cindy Byrd*, State Auditor and Inspector



OKLAHOMA
State Treasurer

Office of the State Treasurer
Distribution of Assets Under Management
March 31, 2025





Office of the State Treasurer
 Portfolio Composition
 March 31, 2025

Asset Category	Face Amount/ Shares	Market Value	Book Value	% of Portfolio	YTM @ Cost	Weighted Average Maturity
Certificate of Deposit	36,924,000	36,924,000	36,924,000	0.2	4.33%	81
IntraFi Program	10,000,000	10,000,000	10,000,000	0.1	4.11%	354
Foreign Bonds	107,500,000	107,520,329	107,500,000	0.6	4.97%	414
Money Market - General Funds	1,223,481,409	1,223,481,409	1,223,481,409	7.0	4.27%	1
Money Market - ARP Investment	1,114,276,260	1,114,276,260	1,114,276,260	6.3	4.25%	1
Money Market - Legacy Fund	796,009,043	796,009,043	796,009,043	4.5	4.26%	1
State Bond Issues	30,000,000	30,000,000	30,000,000	0.2	4.77%	2,375
US Agency - MBS	2,331,411,763	2,098,253,558	2,339,923,792	13.3	1.88%	2,181
US Agency Bonds	495,000,000	490,797,489	494,291,875	2.8	2.23%	155
US Treasury Bonds / Notes	11,725,000,000	11,458,877,537	11,429,163,730	65.0	3.83%	779
Total / Average	17,869,602,475	17,366,139,625	17,581,570,109	100.0	3.62%	808

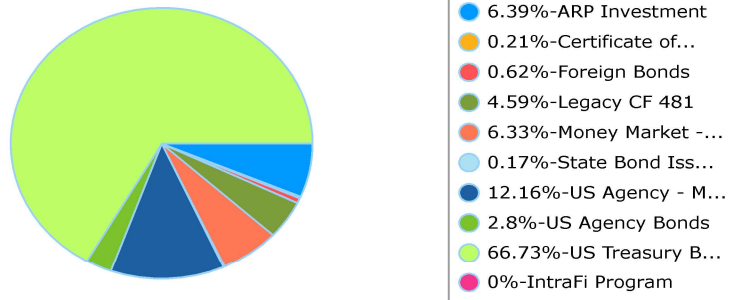


Office of the State Treasurer
 Distribution by Asset Category - Market Value
 Report Group: Monthly Investment Report

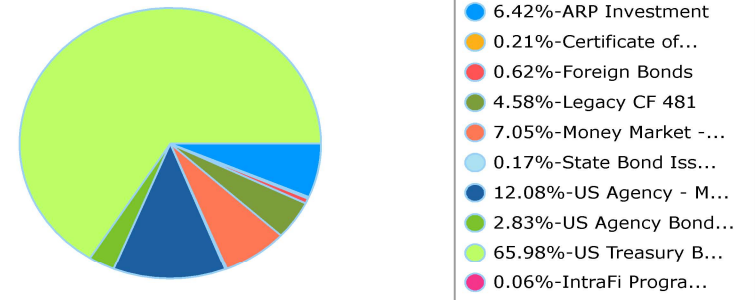
Begin Date: 2/28/2025, End Date: 3/31/2025

Asset Category	Market Value 2/28/2025	% of Portfolio 2/28/2025	Market Value 3/31/2025	% of Portfolio 3/31/2025
Certificate of Deposit	35,924,000	0.2	36,924,000	0.2
IntraFi Program	0	0.0	10,000,000	0.1
Foreign Bonds	107,425,441	0.6	107,520,329	0.6
Money Market - General Funds	1,104,635,544	6.3	1,223,481,409	7.0
Money Market - ARP Investment	1,116,156,430	6.4	1,114,276,260	6.4
Money Market - Legacy Fund	800,720,470	4.6	796,009,043	4.6
State Bond Issues	30,000,000	0.2	30,000,000	0.2
US Agency - MBS	2,123,968,104	12.2	2,098,253,558	12.1
US Agency Bonds	489,590,545	2.8	490,797,489	2.8
US Treasury Bonds / Notes	11,652,190,482	66.7	11,458,877,537	66.0
Total / Average	17,460,611,016	100.0	17,366,139,625	100.0

Portfolio Holdings as of 2/28/2025



Portfolio Holdings as of 3/31/2025





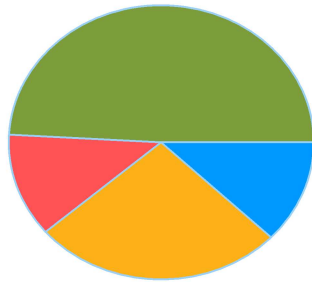
Office of the State Treasurer
 Distribution by Issuer - Market Value
 Report Group: Money Market

Begin Date: 2/28/2025, End Date: 3/31/2025

Issuer Allocation

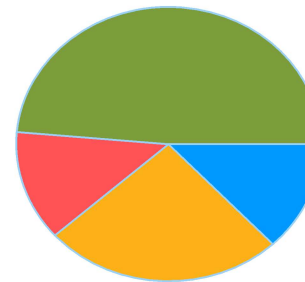
Issuer	Market Value 2/28/2025	% of Portfolio 2/28/2025	Market Value 3/31/2025	% of Portfolio 3/31/2025
AIM Invesco	368,130,954	12.2	407,297,338	13.0
FederatedHermes MM	800,720,470	26.5	796,009,043	25.4
Goldman Sachs	368,473,832	12.2	407,624,013	13.0
JPMorgan	1,484,089,862	49.1	1,522,730,119	48.6
Northern Trust	97,326	0.00	106,200	0.00
Total / Average	3,021,512,444	100.0	3,133,766,712	100.0

Portfolio Holdings as of 2/28/2025



- 12.18%-AIM Invesco
- 26.5%-FederatedHerme...
- 12.2%-Goldman Sachs
- 49.12%-JPMorgan
- 0%-Northern Trust

Portfolio Holdings as of 3/31/2025



- 13%-AIM Invesco
- 25.4%-FederatedHerme...
- 13.01%-Goldman Sachs
- 48.59%-JPMorgan
- 0%-Northern Trust

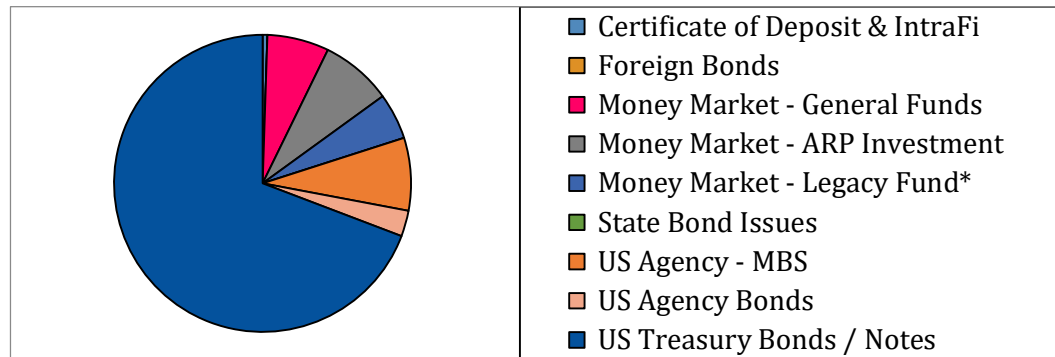


Office of the State Treasurer
 Earnings by Asset Category
 March 31, 2025

Asset Category	YTM @ Cost	Interest Earned Net of Amortization/ Accretion	Realized Gain/Loss	Total Earnings
Certificate of Deposit & IntraFi	4.33%	272,406	-	272,406
Foreign Bonds	4.97%	-	-	-
Money Market - General Funds	4.27%	3,469,477	-	3,469,477
Money Market - ARP Investment	4.25%	4,019,769	-	4,019,769
Money Market - Legacy Fund*	4.26%	2,610,256	-	2,610,256
State Bond Issues	4.77%	-	-	-
US Agency - MBS	1.87%	4,148,454	(66,767)	4,081,687
US Agency Bonds	2.20%	1,456,787	-	1,456,787
US Treasury Bonds / Notes	3.84%	35,790,532	-	35,790,532
Link Deposit (not active)		-		-
Total or Average	3.62%	51,767,681	(66,767)	51,700,914

* Legacy Fund Interest was net of admin fees and lagged one month

Total Earnings as of 03/31/2025





Office of the State Treasurer
 Investment Activity
 March 31, 2025

Description	CUSIP	Broker/ Dealer	Trade Date	Settlement Date	YTM @ Cost	Par	Principal	Price	Interest	Total
Buy										
NO BUY ACTIVITY										
						0	0			0
Matured										
T-Note 0.5 3/31/2025	912828ZF0	Bank of Oklahoma	3/31/2025	3/31/2025	0.000	25,000,000	25,000,000	0.000	0	25,000,000
T-Note 0.5 3/31/2025	912828ZF0	Hilltop	3/31/2025	3/31/2025	0.000	25,000,000	25,000,000	0.000	0	25,000,000
T-Note 0.5 3/31/2025	912828ZF0	BofA Securities	3/31/2025	3/31/2025	0.000	25,000,000	25,000,000	0.000	0	25,000,000
T-Note 0.5 3/31/2025	912828ZF0	BofA Securities	3/31/2025	3/31/2025	0.000	25,000,000	25,000,000	0.000	0	25,000,000
T-Note 0.5 3/31/2025	912828ZF0	UMB Bank	3/31/2025	3/31/2025	0.000	25,000,000	25,000,000	0.000	0	25,000,000
T-Note 0.5 3/31/2025	912828ZF0	BofA Securities	3/31/2025	3/31/2025	0.000	25,000,000	25,000,000	0.000	0	25,000,000
T-Note 2.625 3/31/2025	9128284F4	Stifel Nicolaus	3/31/2025	3/31/2025	0.000	25,000,000	25,000,000	0.000	0	25,000,000
T-Note 2.625 3/31/2025	9128284F4	Stifel Nicolaus	3/31/2025	3/31/2025	0.000	25,000,000	25,000,000	0.000	0	25,000,000
T-Note 2.625 3/31/2025	9128284F4	UMB Bank	3/31/2025	3/31/2025	0.000	25,000,000	25,000,000	0.000	0	25,000,000
						225,000,000	225,000,000			0
						225,000,000	225,000,000			0
Net Change in Investments (Buy & Matured/Sell)						-225,000,000	-225,000,000			0
										-225,000,000



Office of the State Treasurer
 Transactions by Security Type
 March 31, 2025

Description	CUSIP	Action	Settlement Date	Maturity Date	YTM @ Cost	Par	Principal	Price	Interest	Total
US Treasury Bonds and Notes										

NO BUY ACTIVITY

	0	0	0	0
Certificates of Deposits		21,315,000		
Total		21,315,000		



Office of the State Treasurer
Transactions by Broker
March 31, 2025

Description	CUSIP	Action	Asset Category	Settlement Date	Maturity Date	YTM @ Cost	Par	Principal	Price	Interest	Total
-------------	-------	--------	----------------	-----------------	---------------	------------	-----	-----------	-------	----------	-------

NO BUY ACTIVITY

							<u>0</u>	<u>0</u>		<u>0</u>	<u>0.00</u>
							0	0		0	0.00



Office of the State Treasurer
 General Fund
 Comparison of Actual Earnings to Estimated Earnings
 March 31, 2025

Fiscal Year to Date

Asset Category	Revenues Actual	Revenues Estimate	Variance	Percent	Investable Base Actual	Investable Base - Est.	Variance	Percent
Certificates of Deposit & IntraFi	1,227,347	1,125,000	102,347	9.10%	37,191,040	32,000,000	5,191,040	16.22%
Foreign Bonds	2,705,874	3,975,000	-1,269,126	-31.93%	85,218,499	37,000,000	48,218,499	130.32%
Money Market Mutual Funds-GF	31,803,406	33,750,000	-1,946,594	-5.77%	969,707,312	1,000,000,000	(30,292,688)	-3.03%
State of OK Bonds	1,655,000	975,000	680,000	69.74%	30,000,000	30,000,000	0	0.00%
US Agency - MBS	29,714,449	30,000,000	-285,551	-0.95%	1,663,034,519	2,000,000,000	(336,965,481)	-16.85%
US Agency Bonds	10,635,928	11,250,000	-614,072	-5.46%	388,996,441	1,500,000,000	(1,111,003,559)	-74.07%
US Treasury Bonds / Notes	253,563,502	221,925,000	31,638,502	14.26%	9,082,081,058	7,401,000,000	1,681,081,058	22.71%
Total or Average	331,305,506	303,000,000	28,305,506	9.34%	12,256,228,869	12,000,000,000	256,228,869	2.14%

The Treasurer had revised the estimated earnings to the Board of Equalization for Fiscal Year 2025. The amount estimated was \$404,000,000. Year-to-date actual earnings are recorded on an accrual basis of accounting.



Office of the State Treasurer
Comparison of Actual Earnings to Estimated Earnings
March 31, 2025

The following page presents market rates of return on the Securities portion of the General Account and the State's aggregated State Agency Accounts. These figures, which are dollar-weighted and time-weighted where appropriate, are calculated using the percentage change in market value (inclusive of accrued income) from the end of the prior month to the end of the reporting month.

To ensure the integrity of data, this information is provided by the Treasurer's custodian bank acting in its capacity as an external third party. As such, performance measurement is presently confined to those investments which are held with the custodian bank Northern Trust Company.

Benchmark data is also provided on the following page.



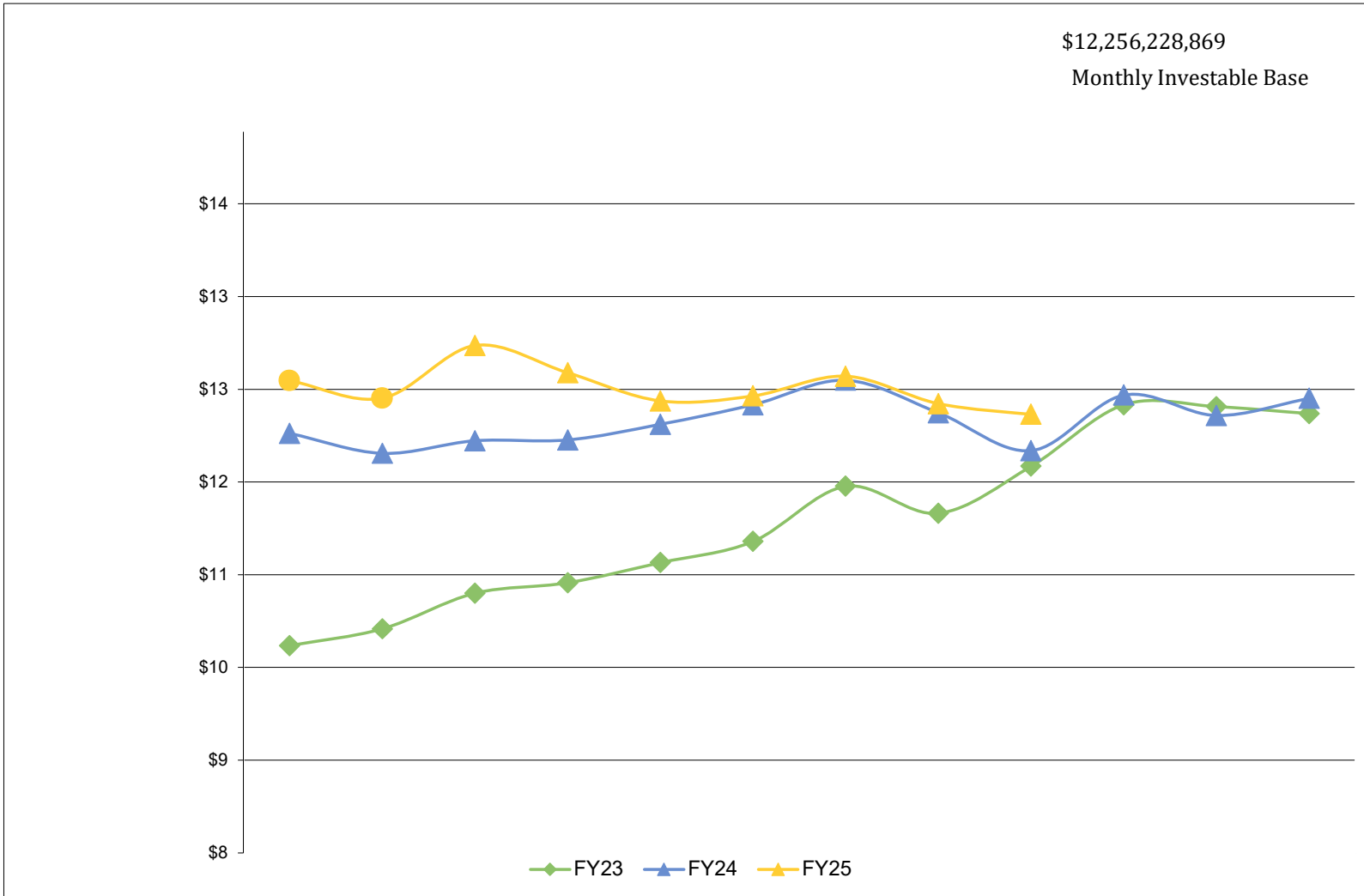
Office of the State Treasurer
Performance Comparison
March 31, 2025

	Current Month	Fiscal Year-to-Date
Securities, General Revenue Account	0.43%	4.50%
Securities, Agency Directed Langston University	-4.63%	5.44%
Benchmark Merrill Lynch, US 1 Year T-Bill	0.33%	3.95%

Analysis by Northern Trust Company
Represents dollar-weighted and time-weighted rates of return



Office of the State Treasurer
General Revenue Fund, 36 Month Investable Base (Billions)
March 31, 2025





Office of the State Treasurer
 Banking, Custody, and other Fees
 March 31, 2025

Depository Bank	Tax ID Number	City	State	Amount
BancFirst	73-1332918	OKC	Oklahoma	88
Central National Bank	73-0177591	Alva	Oklahoma	32
Federal Reserve Bank	44-0545874	Kansas City	Kansas	1,528
First Bank & Trust	73-0541333	Broken Bow	Oklahoma	20
Intrust Bank	48-0477525	Wichita	Kansas	52
JP Morgan/Chase, Okla., NA	73-0777610	OKC	Oklahoma	35,111
The Bank N.A.	73-0344910	McAlester	Oklahoma	5
Total				36,836

Money Market Mutual Funds

The State Treasurer participates in the following money market mutual funds. The funds managers are compensated for certain operating expenses by deducting a fee from the gross interest earnings.

Fund Manager	Tax ID	Annualized fee	Amount
Invesco	76-0574220	0.120%	40,613
JPMorgan Securities	23-2694160	0.180%	61,096
JPMorgan Securities(ARP)	23-2694160	0.180%	167,141
Goldman Sachs	06-1287410	0.110% (BOSC Inc. 0.070%)	60,971
FederatedHermes MM	25-1614826	0.100% (BancFirst 0.050%)	99,501

Note: Pursuant to Oklahoma State Statute Title 62, Section 89.7, all known fees are to be reported. The money market mutual fund fees reported are shown at the contracted rate.

Securities Lending Program

The State Treasurer participates in a securities lending program with Deutsche Bank acting as lending agent. Deutsche Bank retains 15% of the revenues generated as compensation for services, their share for the month(lag 1 month) was \$ 127,652. Pursuant to Oklahoma State Statute Title 62 Section 90, the State Treasurer retains the first \$450,000 of security lending revenue in a revolving fund. These funds are used to pay custody and other banking fees. Any revenue not needed for this purpose is deposited to the General Fund.

Northern Trust Custody Fees

Pursuant to custodial contract with Northern Trust Company, custody fees are paid quarterly. Fees to be paid to Northern Trust Company for first three quarters FY2025 totaled to 48,750.



OKLAHOMA
State Treasurer

AGENCY-DIRECTED INVESTMENTS

March 2025

Treasurer's Mission Statement

The mission of the Office of the State Treasurer is to serve the people of Oklahoma by providing sound banking and investment services, reuniting individuals and businesses with their unclaimed property, and promoting economic opportunities in a fiscally responsible and efficient manner while adhering to the highest professional and ethical standards.



Office of the State Treasurer
 Agency Directed Investments
 March 31, 2025

Issuer	Face Amount/Shares	Market Value	Book Value	% of Portfolio
ARPA Funding				
JPMorgan MM	1,114,276,260	1,114,276,260	1,114,276,260	100%
Total, ARPA Funding	1,114,276,260	1,114,276,260	1,114,276,260	100%
Ocia Legacy Fund 481				
Federated Hermes MM	796,009,043	796,009,043	796,009,043	100%
Total, ARPA Funding	796,009,043	796,009,043	796,009,043	100%
Langston - Agency Directed				
Fundamental Investors Inc A	16,499	1,286,246	371,159	33%
Investment Co of America A	16,849	940,151	371,249	33%
Washington Mutual Fund A	17,404	1,071,423	371,269	34%
Northern Trust - Agency Fund	3,919	3,919	3,919	0%
Total / Average	54,671	3,301,739	1,117,596	100%
Report Total	1,910,339,974	1,913,587,042	1,911,402,899	



Office of the State Treasurer
State Agency Directed by Broker
March 31, 2025

Broker	Tax ID	Purchases at Cost	Sales at Cost
No activity			



Office of the State Treasurer
State Agency Directed by Security Type
March 31, 2025

Broker

Tax ID

Purchases at Cost

Sales at Cost

No activity



Office of the State Treasurer
 Assets Under Management
 March 31, 2025

Account	Class Funding	Agency	Interest Rate	Days to Maturity	Market Value
2109002	8090B	OMES- Risk Mgmt Revolving Fund ASA	3.4865	1	80,716,960
2118506	8185F	Corporation Commission	3.4865	1	25,417,612
2137001	8370A	OIFA	3.4865	1	9,734,122
2138503	8385C	Oklahoma Insurance Department	3.4865	1	2,946,569
2139101	8391A	Multiple Injury Trust Fund	3.4865	1	30,012,750
2141001	8410A	Commissioners of the Land Office	3.4865	1	110,900,499
2142001	8420A	Langston University	3.4865	1	7,578,852
2143500	79901	Oklahoma Lottery Commission	3.4865	1	13,659,207
2143501	8435A	Oklahoma Lottery Commission	3.4865	1	8,282,843
2147704	8477D	Oklahoma Bureau of Narcotics	3.4865	1	12,737,967
2151500	79901	OPERS	3.4865	1	2,893,753
2151501	8515A	OPERS	3.4865	1	298,984
2151502	8515B	OPERS	3.4865	1	12,668
2151503	8515C	OPERS	3.4865	1	90,268
2151504	8515D	OPERS	3.4865	1	1,926,980
2151505	8515E	OPERS	3.4865	1	37,434
2151506	8515F	OPERS	3.4865	1	23,520
2151507	8515G	OPERS	3.4865	1	19,553
2151508	8515H	OPERS	3.4865	1	3,441
2153001	8530A	Panhandle State University	3.4865	1	2,153,915
2155701	8557A	OK Police Pension	3.4865	1	20,567,355
2169502	8695B	Tax Commission	3.4865	1	419,455,159
2169505	8695E	Tax Commission	3.4865	1	13,584
2169520	8695T	Tax Commission	3.4865	1	(705,265)
2169521	8695U	Tax Commission	3.4865	1	90,081,866
2174007	8740G	State Treasurer	3.4865	1	1,792,325
2183006	8830F	DHS - CSED	3.4865	1	19,990,915
7200039	20000	Oklahoma Boll Weevil Eradication	3.4865	1	3,852,113
7200131	79901	Department of Corrections	3.4865	1	7,429,161
7200320	20000	Department of Wildlife	3.4865	1	7,369,248
7200359	20000	OERB	3.4865	1	8,441,328
7200370	20000	OIFA	3.4865	1	1,090,950
7200391	20000	Multiple Injury Trust Fund	3.4865	1	65,132
7200410	20000	Commissioners of the Land Office	3.4865	1	1,284,870
7200435	20000	Oklahoma Lottery Commission	3.4865	1	24,007,384
7200515	20000	OPERS	3.4865	1	602,211
7200557	20000	Oklahoma Police Pension	3.4865	1	26,518
7200588	20000	Real Estate Commission	3.4865	1	4,061,625
7200830	20000	Department of Human Services	3.4865	1	123,506
7201825	20100	University Hospitals Authority	3.4865	1	7,167,866
7205090	20500	OMES Risk Management Division/DSC	3.4865	1	92,724,682



Office of the State Treasurer
 Assets Under Management
 March 31, 2025

Account	Class Funding	Agency	Interest Rate	Days to Maturity	Market Value
7205131	79901	Department of Corrections	3.4865	1	1,214,344
7205204	20500	JM Davis Arms & Historical Museum	3.4865	1	21,313
7205320	20500	Department of Wildlife	3.4865	1	1,327,510
7205359	20500	Sustaining OK Energy Resources	3.4865	1	8,363,737
7205515	20500	OPERS	3.4865	1	231,031
7205563	20500	OK Bd for Private Vocational Schools	3.4865	1	321,543
7205630	20500	Oklahoma Department of Securities	3.4865	1	1,862,412
7205807	20500	Oklahoma Health Care Authority	3.4865	1	12,985,705
7210270	21000	State Election Board	3.4865	1	764,620
7210320	21000	Department of Wildlife	3.4865	1	5,873,786
7210350	21000	Oklahoma Historical Society	3.4865	1	32
7210400	21000	Office of Juvenile Affairs	3.4865	1	2,468
7210410	21000	Commissioners of the Land Office	3.4865	1	5,896,415
7210515	21000	OPERS	3.4865	1	663,318
7210570	21000	State Board of Licensure for Professional Engineers &	3.4865	1	292,878
7210588	21000	Real Estate Commission	3.4865	1	590,604
7215270	21500	State of Oklahoma Election Board - HAVA	3.4865	1	7,920,844
7215320	21500	Department of Wildlife	3.4865	1	5,001,481
7215566	21500	Tourism & Recreation Department	3.4865	1	3,386,847
7215585	21500	Department of Public Safety	3.4865	1	2,452,255
7215670	21500	JD McCarty Center	3.4865	1	899,446
7215825	215000	University Hospitals Authority	3.4865	1	1,937,015
7216805	21600	Department of Rehabilitation Services	3.4865	1	1,203,956
7220320	22000	Dept of Wildlife Conservation	3.4865	1	3,274,968
7220570	22000	OSB of Licensure for Professional Engineers and Land	3.4865	1	272,771
7220585	22000	Department of Public Safety	3.4865	1	5,304,639
7220830	22000	Department of Human Services	3.4865	1	10,652
7225040	22500	Department of Agriculture	3.4865	1	85,987
7225830	22500	Department of Human Services	3.4865	1	221,537
7230220	23000	Oklahoma Crime Victims Compensation	3.4865	1	5,057,879
7230345	23000	Department of Transportation	3.4865	1	7,921,822
7230695	23000	Tax Commission	3.4865	1	1,143,481
7230807	23000	Health Care Authority	3.4865	1	0
7235605	23500	Regents for Higher Education	3.4865	1	3,836,622
7240807	24000	Health Care Authority	3.4865	1	18,931,170
7240830	24000	Oklahoma Human Services	3.4865	1	6,044,806
7244090	24400	OMES Dept of Central Services	3.4865	1	1,459,992
7245807	24500	Health Care Authority	3.4865	1	2,142,035
7252090	25200	Department of Central Services	3.4865	1	76,647
7255090	25500	Department of Central Services	3.4865	1	2,009,686
7255585	25500	Oklahoma Dept of Public Safety	3.4865	1	223,642
7260090	26000	OMES Risk Management Division	3.4865	1	6,421,479



Office of the State Treasurer
 Assets Under Management
 March 31, 2025

Account	Class Funding	Agency	Interest Rate	Days to Maturity	Market Value
7265090	26500	OMES- Risk Mgmt	3.4865	1	228,551
7275740	27500	OST - SEED	3.4865	1	1,147
7280090	28000	OMES DCS Property Distribution	3.4865	1	783,429
7280131	79901	Department of Corrections	3.4865	1	15,625,983
7280345	28000	Department of Transportation	3.4865	1	567,304
7285345	28500	Department of Transportation	3.4865	1	174,847,415
7295090	27000	Emergency & Transportation	3.4865	1	11,153,820
7303000	30300	Tobacco Litigation Escrow Fund	3.4865	1	32,747
7360566	36000	Tourism & Recreation Department	3.4865	1	6,484,712
7403292	40300	Oklahoma Department of Environmental Quality	3.4865	1	1,106,636
7405220	40500	District Attorneys Council	3.4865	1	8,511,750
7409105	40900	OCIA - NACEA Revenue Series 2018B	3.4865	1	89,626
7411105	41100	OCIA - Capitol Repair Revenue Series 2018C	3.4865	1	3,094
7412105	41200	OCIA	3.4865	1	9,227
7416000	41600	OSF - Oil Overcharge	3.4865	1	318,232
7416105	41600	OCIA - DOC Revenue Series 2018D	3.4865	1	751,394
7416160	41600	Department of Commerce	3.4865	1	3,347,935
7424105	42400	OCIA - Revenue Series 2019A	3.4865	1	212
7426000	42600	OSF - Oil Overcharge	3.4865	1	2,658,992
7426160	42600	Department of Commerce	3.4865	1	18,235,064
7428105	42800	OCIA Endowed Chairs Fund	3.4865	1	963,578
7430010	43000	Oklahoma State University	3.4865	1	5,646,286
7430011	43000	Oklahoma State University	3.4865	1	3,240,342
7430012	43000	Oklahoma State University	3.4865	1	3,185,043
7430013	43000	Oklahoma State University	3.4865	1	3,053,636
7430014	43000	Oklahoma State University	3.4865	1	3,105,591
7430015	43000	Oklahoma State University	3.4865	1	3,072,854
7430016	43000	Oklahoma State University	3.4865	1	82,845
7430100	43000	Cameron University	3.4865	1	1,541,340
7430420	43000	Langston University	3.4865	1	238,976
7430461	43000	Rogers State College	3.4865	1	2,210,689
7430505	43000	Northwestern Oklahoma State University	3.4865	1	496,874
7430530	43000	Panhandle State University	3.4865	1	15,953
7430665	43000	Southwestern Oklahoma State University	3.4865	1	2,662,220
7430760	43000	University of Oklahoma	3.4865	1	61,749,035
7430770	43000	OUHSC	3.4865	1	99,822,782
7430773	43000	Oklahoma State University	3.4865	1	3,354,493
7436000	43600	OSF - Oil Overcharge	3.4865	1	2,916
7436105	43600	OCIA	3.4865	1	226,929
7438105	43800	OCIA	3.4865	1	2,708
7439105	43900	OCIA Series 2020A Rev Fund	3.4865	1	731,725
7443105	44300	OCIA	3.4865	1	133,464



Office of the State Treasurer
 Assets Under Management
 March 31, 2025

Account	Class Funding	Agency	Interest Rate	Days to Maturity	Market Value
7444105	44400	OCIA 2017C Series	3.4865	1	228
7444835	44400	Water Resources Board	3.4865	1	9,324,411
7445105	44500	OCIA - 2017B Capitol Repair 2 Revenue	3.4865	1	7,185
7445835	44500	Water Resources Board	3.4865	1	8,739,360
7447105	44700	2017A Revenue Fund	3.4865	1	244,416
7450105	45000	OCIA Series 2020B	3.4865	1	6,073
7452105	45200	OCIA Series 2020D	3.4865	1	422
7453105	45300	OCIA Series 2020D	3.4865	1	122,878
7454105	45400	OCIA Series 2020E	3.4865	1	1,067
7455160	45500	Department of Commerce	3.4865	1	242,191
7458105	45800	OCIA Series 2020C	3.4865	1	197,866
7459105	45900	OCIA Endowed Chairs 2021	3.4865	1	842,054
7460100	46000	Cameron University	3.4865	1	182,690
7461105	46100	OCIA (TIFIA/ODOT 2022)	3.4865	1	1,443
7463105	46300	OCIA (Conservation-2022A)	3.4865	1	18,830,257
7464105	46400	OCIA	3.4865	1	18,461
7465105	46500	OCIA (Conservation-2022A)	3.4865	1	621
7466105	46600	OCIA (National Guard Museum 2022B)	3.4865	1	30,431,142
7467105	46700	OCIA (National Guard Museum 2022B)	3.4865	1	269,950
7468105	46800	OCIA ODVA-2022C	3.4865	1	29,818,114
7469105	46900	OCIA ODVA-2022C	3.4865	1	1,262
7471835	47100	Water Resources Board	3.4865	1	2,782,859
7472835	47200	Water Resources Board	3.4865	1	74,454,969
7473835	47300	Water Resources Board	3.4865	1	33,538,089
7475750	47500	Tulsa Community College	3.4865	1	6,542
7475770	47500	OUHSC	3.4865	1	67,657,789
7476760	47600	University of Oklahoma	3.4865	1	99,068,041
7480105	48000	OCIA	3.4865	1	1,608
7487010	48700	OKLAHOMA STATE UNIVERSITY	3.4865	1	3,530,131
7488010	48800	OKLAHOMA STATE UNIVERSITY	3.4865	1	43,493
7490010	49000	Oklahoma State University	3.4865	1	52,112
7490013	49000	Oklahoma State University	3.4865	1	23,638
7490015	49000	Oklahoma State University	3.4865	1	1,510
7490270	49000	Oklahoma State Election Board	3.4865	1	19
7490773	49000	Oklahoma State University	3.4865	1	61,180
7491220	49100	District Attorneys Council	3.4865	1	25,598
7493105	49300	OCIA 2024A	3.4865	1	1,995,320
7494105	49400	OCIA 2024B	3.4865	1	489,679
7497085	49700	Broadband	3.4865	1	14,803,767
7497835	49700	Water Resources Board	3.4865	1	2,212,694
7514410	8410A	Commissioners of the Land Office	3.4865	1	254,406
7515410	8410A	Commissioners of the Land Office	3.4865	1	2,369,045



Office of the State Treasurer
 Assets Under Management
 March 31, 2025

Account	Class Funding	Agency	Interest Rate	Days to Maturity	Market Value
7600010	60000	Oklahoma State University	3.4865	1	9,197,084
7600100	60000	Cameron University	3.4865	1	1,597,220
7600120	60000	University of Central Oklahoma	3.4865	1	4,513,956
7600150	60000	University of Science & Arts	3.4865	1	275,308
7600230	60000	East Central University	3.4865	1	2,490,253
7600420	60000	Langston University	3.4865	1	1,631,020
7600485	60000	Northeastern State University	3.4865	1	1,756,670
7600490	60000	Northern Oklahoma College	3.4865	1	1,046,347
7600505	60000	Northwestern Oklahoma State University	3.4865	1	1,751,213
7600530	60000	Panhandle State University	3.4865	1	407,070
7600660	60000	Southeastern Oklahoma State University	3.4865	1	432,449
7600665	60000	Southwestern Oklahoma State University	3.4865	1	4,724,282
7600760	60000	University of Oklahoma	3.4865	1	7,212,347
7650010	65000	Oklahoma State University	3.4865	1	3,350,245
7650100	65000	Cameron University	3.4865	1	878,794
7650120	65000	University of Central Oklahoma	3.4865	1	3,316,333
7650150	65000	University of Science & Arts	3.4865	1	172,372
7650230	65000	East Central University	3.4865	1	710,363
7650420	65000	Langston University	3.4865	1	2,713,536
7650485	65000	Northeastern State University	3.4865	1	586,409
7650490	65000	Northern Oklahoma College	3.4865	1	3,607,344
7650505	65000	Northwestern Oklahoma State University	3.4865	1	948,922
7650530	65000	Panhandle State University	3.4865	1	398,373
7650660	65000	Southeastern Oklahoma State University	3.4865	1	605,993
7650665	65000	Southwestern Oklahoma State University	3.4865	1	1,488,649
7650760	65000	University of Oklahoma	3.4865	1	3,362,216
7700040	70000	Department of Agriculture	3.4865	1	11,942,472
7700041	70000	Western Oklahoma State College	3.4865	1	314,708
7700131	79901	Department of Corrections	3.4865	1	25,734,904
7700240	70000	Eastern Oklahoma State College	3.4865	1	1,232,431
7700461	70000	Rogers State College	3.4865	1	12,520,021
7700490	70000	Northern Oklahoma College	3.4865	1	5,851,922
7700606	70000	Ardmore Higher Education Center	3.4865	1	0
7700633	70000	Oklahoma City Community College	3.4865	1	11,736,967
7700660	70000	Southeastern Oklahoma State University	3.4865	1	7,428,811
7700760	70000	University of Oklahoma	3.4865	1	230,872,489
7700830	70000	Department of Human Services	3.4865	1	829,899
7701010	70100	Oklahoma State University	3.4865	1	38,775,041
7701150	70100	University of Science & Arts	3.4865	1	1,487,344
7701165	70100	Connors State College	3.4865	1	359,896
7701400	70100	Office of Juvenile Affairs	3.4865	1	3,278
7701480	70100	Northeastern Oklahoma A&M College	3.4865	1	281,699



Office of the State Treasurer
 Assets Under Management
 March 31, 2025

Account	Class Funding	Agency	Interest Rate	Days to Maturity	Market Value
7701530	70100	Panhandle State University	3.4865	1	119,175
7701605	70100	Regents for Higher Education	3.4865	1	34,498,562
7701650	70100	Department of Veteran Affairs	3.4865	1	573,738
7701770	70100	OUHSC	3.4865	1	407,952,189
7701805	70100	Department of Rehabilitation Services	3.4865	1	250,919
7701865	70100	OK Workers' Comp Commission	3.4865	1	5,498,474
7702120	70200	University of Central Oklahoma	3.4865	1	13,659,937
7702650	70200	Department of Veteran Affairs	3.4865	1	570,843
7703650	70300	Department of Veteran Affairs	3.4865	1	523,540
7704120	70400	University of Central Oklahoma	3.4865	1	971,284
7704650	70400	Department of Veteran Affairs	3.4865	1	1,167,550
7704865	70400	OK Workers' Comp Commission	3.4865	1	50,342
7705505	70500	Northwestern Oklahoma State University	3.4865	1	3,576,146
7705650	70500	Department of Veteran Affairs	3.4865	1	1,578,485
7705675	70500	Self Insurance Guaranty Fund	3.4865	1	2,387,674
7705865	70500	OK Workers' Comp Commission	3.4865	1	46,643
7706452	70600	Community Mental Health Center Rep Payee Account	3.4865	1	9,165
7706650	70600	Department of Veteran Affairs	3.4865	1	81,160
7706750	70600	Tulsa Community College	3.4865	1	6,058,146
7706865	70600	OK Workers' Comp Commission	3.4865	1	191,577
7707452	70700	Central Oklahoma CMHC Rep Payee Account	3.4865	1	55,105
7707585	70700	Department of Public Safety	3.4865	1	7,442,833
7707605	70700	Regents for Higher Education	3.4865	1	13,625,571
7707650	70700	Department of Veteran Affairs	3.4865	1	425,322
7707865	70700	OK Workers' Comp Commission	3.4865	1	263,789
7708108	70800	Carl Albert State College	3.4865	1	5,872,830
7708605	70800	Regents for Higher Education	3.4865	1	243,298
7709605	70900	Regents for Higher Education	3.4865	1	4,880,907
7710350	71000	Oklahoma Historical Society	3.4865	1	1,423,270
7710452	71000	Oklahoma Department of Mental Health	3.4865	1	1,504,457
7710605	71000	Regents for Higher Education	3.4865	1	2,916,616
7711185	8740G	Corporation Commission	3.4865	1	67,886,345
7711420	71100	Langston University	3.4865	1	950,532
7711452	71100	Griffin Memorial Hospital Rep Payee	3.4865	1	35,973
7711605	71100	Regents for Higher Education	3.4865	1	806,446
7712605	71200	Regents for Higher Education	3.4865	1	125,166
7713605	71300	Regents for Higher Education	3.4865	1	74,761,722
7714452	71400	Northwest Center for Behavioral Health	3.4865	1	92,006
7714605	71400	Regents for Higher Education	3.4865	1	18,021,454
7715605	71500	Regents for Higher Education	3.4865	1	2,639,446
7718605	71800	Regents for Higher Education	3.4865	1	13,767,586
7719605	71900	Regents for Higher Education	3.4865	1	43,998



Office of the State Treasurer
 Assets Under Management
 March 31, 2025

Account	Class Funding	Agency	Interest Rate	Days to Maturity	Market Value
7723623	72300	Seminole State College	3.4865	1	1,033,736
7725100	72500	Cameron University	3.4865	1	159,176
7730230	73000	East Central University	3.4865	1	4,679,043
7730830	73000	Department of Human Services	3.4865	1	331,486
7740605	74000	Regents for Higher Education	3.4865	1	3,187,912
7741241	74100	Redlands Community College	3.4865	1	3,620,007
7745605	74500	Regents for Higher Education	3.4865	1	85,812
7747470	74700	Murray State College	3.4865	1	303,208
7750350	75000	Oklahoma Historical Society	3.4865	1	340,209
7750531	75000	Rose State College	3.4865	1	16,648,051
7751485	75100	Northeastern State University	3.4865	1	19,140,192
7752485	75200	Northeastern State University	3.4865	1	3,300,344
7765665	76500	Southwestern Oklahoma State University	3.4865	1	1,632,194
7790470	79000	Murray State College	3.4865	1	1
7790490	79000	Northern Oklahoma College	3.4865	1	2
7805370	80500	OIFA	3.4865	1	117
7854740	85400	OCIA Endowed Chair Fund 2010	3.4865	1	7,244,836
7910467	91000	OSF Escrow Fund	3.4865	1	198,990
7920605	92000	Regents for Higher Education	3.4865	1	42,127,327

State Agency, Investable Base	3,199,625,453
ARP Investment	1,114,276,260
Ocia Legacy Fund	796,009,043
State of Oklahoma, Investable Base	12,256,228,869
Assets Under Management	17,366,139,625