

Treasurer Todd Russ



OKLAHOMA
State Treasurer

TREASURER'S INVESTMENTS

January 2025

Treasurer's Mission Statement

The mission of the Office of the State Treasurer is to serve the people of Oklahoma by providing sound banking and investment services, reuniting individuals and businesses with their unclaimed property, and promoting economic opportunities in a fiscally responsible and efficient manner while adhering to the highest professional and ethical standards.



OKLAHOMA State Treasurer Todd Russ

Investment Report

January 2025

PORTFOLIO PERFORMANCE, DIVERSIFICATION AND STRATEGY

January portfolio yielded **3.59%**, up from **3.12%** last year, with a weighted average maturity of 826 days.

Total assets under management of **\$17.9 billion**, up \$1.7 billion in comparison to January 2024.

Total portfolio contained **66.1% in U.S. Treasuries**, **2.7% in U.S. government agencies**, **11.8% in mortgage-backed securities**, **18.5% in money market mutual funds**, **0.2% in certificates of deposit**, and **0.8% in state bond issues and foreign bonds**, comprising the balance of funds invested.

"Total portfolio yields are lower than current yields due to the laddered structure of the investments over a three year average." **STATE TREASURER**

PORTFOLIO	UTILIZATION	INVESTMENT OPPORTUNITIES	DIVERSIFICATION
Seek safety, liquidity and return on investment, in that order	Laddered bond maturities and buy-and-hold	Market observation, maximizing income within investment parameters and stable interest rates	Sound strategy keeping with the state's statutory investment objectives

TOTAL FUNDS INVESTED Available market value investment funds, including State Treasurer investments at **\$12,626,821,663**. State Agency balances in OK Invest of **\$3,303,889,812**, American Rescue Plan investments at **\$1,139,214,945**, and the Oklahoma Capitol Improvement Authority Legacy Fund at **\$795,909,153** for a total of **\$17,865,835,573**.

MARKET CONDITIONS In January the 2-year and 10-year treasury notes fell **0.04%** and **0.03%** respectively to **4.20%** and **4.54%**. Treasury yields were mixed and essentially unchanged for the month as the Fed left their target rates unchanged. In January the S&P 500, Dow Jones, and Nasdaq have posted respective monthly gains of **2.7%**, **4.7%**, and **1.6%**.

The Fed maintained its target range at the January 29th meeting. Federal Reserve Chair Jerome Powell told members of the Senate Banking Committee, "we're in a pretty good place with this economy. We want to make more progress on inflation. And we think our policy rate is in a good place, and we don't see any reason to be in a hurry to reduce it further". With marginally increasing inflation and a strong labor market, rate cuts in the near future are unlikely. Consensus forecasts two quarter point rate cuts this year, one in September and another in December while the Fed enters a 'wait and see' period until new economic data supports a decision supporting maximum employment and returning inflation to its **2% objective**.

	S&P	DJIA	Nasdaq
For the month	2.7%	4.7%	1.6%
For the year	24.7%	24.0%	29.6%

Federal Reserve Chair Jerome Powell told members of the Senate Banking Committee, "we're in a pretty good place with this economy. We want to make more progress on inflation. And we think our policy rate is in a good place, and we don't see any reason to be in a hurry to reduce it further".

ECONOMIC DEVELOPMENTS In January, unemployment fell to **4.0%** from **4.1%** in December. According to the Bureau of Labor Statistics, total non-farm payroll employment increased by **143,000 jobs** in January, coming in below consensus expectations of **175,000 jobs**. Employment trended up in the health care, retail trade, and social assistance job markets. Employment declined in the mining, quarrying, and the oil and gas extraction industry.

According to the Bureau of Labor Statistics, **total non-farm payroll employment increased by 143,000 jobs in January, coming in below consensus expectations of 175,000 jobs.**

The consumer price index (CPI) rose **0.5%** in January and **3.0%** for the year. The Bureau of Labor Statistics writes, “the index for shelter rose **0.4%** in January account for nearly 30% of the monthly all items increase”. Core personal consumption expenditures (PCE), the Fed’s preferred measure of inflation increased **2.5%** in Q4. The producer price index (PPI) increased **0.4%** in January. The index for final demand services led growth and increased **0.3%** and prices for final demand goods moved up **0.6%**. The Bureau of Labor Statistics writes, the increase, “over one-third of the January rise in the index for final demand services can be traced to prices for traveler accommodation services, which advanced **5.7%**”.

The Bureau of Labor Statistics writes, **“the index for shelter rose 0.4% in January account for nearly 30% of the monthly all items increase”.**

Retail sales adjusted for seasonal variation fell **0.9%** in January and revised up to **0.7%** for December. This month came in below expectations down **0.2%**, according to the Wall Street Journal. A component of the surprise drop was the unexpected upward revision of December retail sales. Analysts believe that cold weather could have depressed spending by staying home but online sales fell **1.9%** and restaurant sales were up **0.9%**. Aside from the January retail sales data, there are no other significant signs of consumer stress, so retail sales are expected to rebound.

Aside from the January retail sales data, **there are no other significant signs of consumer stress, so retail sales are expected to rebound.**

Analysts believe that cold weather could have depressed spending by staying home but online sales fell **1.9%** and restaurant sales were up **0.9%**. Aside from the January retail sales data, there are no other significant signs of consumer stress, so retail sales are expected to rebound.

In December, the National Association of Realtors reported that existing home sales increased **2.2%** to a seasonally adjusted annual rate of **4.24 million homes**, up **9.3%** from last year. Total housing inventory fell to **1.15 million**, the equivalent of 3.1-month supply at the current sales pace. At the end of December, the average 30-year fixed rate mortgage was **6.95%**, up **3.9%** from a year ago. The median existing home sales price in December was **\$409,300**, up **6.1%** from last year.

The National Association of Realtors reported **that existing home sales increased 2.2% to a seasonally adjusted annual rate of 4.24 million homes, up 9.3% from last year.**

The U.S. economy, measured by real GDP, expanded at a **2.3%** annualized rate in Q4. Growth was held back by a slower stockpiling in inventories, but boosted by solid consumer spending, both of which may partially reflect a pull forward in demand ahead of potential tariffs. Tariff policy is at the front of economist interpretation of economic activity and will have an unknown final effect on imports and inventories. The Bureau of Economic Analysis writes, “the increase in real GDP in the fourth quarter primarily reflected increases in consumer spending and government spending that were partly offset by a decrease in investment. Imports, which are a subtraction in the calculation of GDP, decreased”.

The Bureau of Economic Analysis writes, **“the increase in real GDP in the fourth quarter primarily reflected increases in consumer spending and government spending that were partly offset by a decrease in investment. Imports, which are a subtraction in the calculation of GDP, decreased”.**

COLLATERALIZATION All funds under the control of this office requiring collateralization were secured at rates ranging from 100% to 110%, depending on the type of investment.

Best regards,



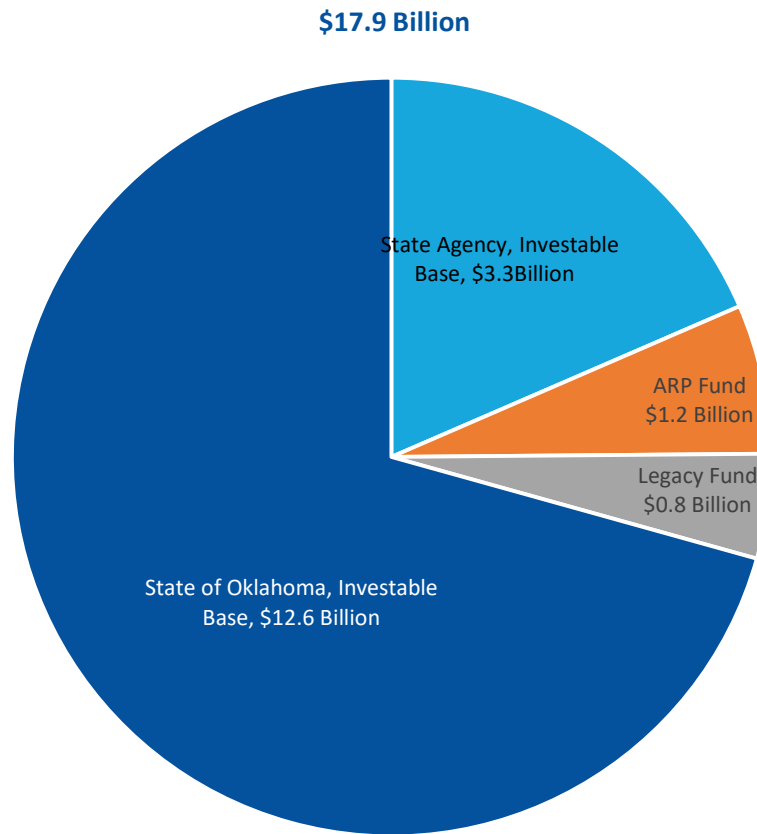
TODD RUSS
STATE TREASURER

CC: The Honorable *Kevin Stitt*, Governor
The Honorable *Charles McCall*, Speaker of the House
The Honorable *Lonnie Paxton*, President Pro Tempore
The Honorable *Gentner Drummond*, Attorney General
The Honorable *Cindy Byrd*, State Auditor and Inspector



OKLAHOMA
State Treasurer

Office of the State Treasurer
Distribution of Assets Under Management
January 31, 2025





Office of the State Treasurer
 Portfolio Composition
 January 31, 2025

Asset Category	Face Amount/ Shares	Market Value	Book Value	% of Portfolio	YTM @ Cost	Weighted Average Maturity
Certificate of Deposit	35,924,000	35,924,000	35,924,000	0.2	4.68%	58
Foreign Bonds	107,500,000	107,445,744	107,500,000	0.6	4.97%	473
Money Market - General Funds	1,358,251,768	1,358,251,768	1,358,251,768	7.5	4.33%	1
Money Market - ARP Investment	1,139,214,945	1,139,214,945	1,139,214,945	6.3	4.31%	1
Money Market - Legacy Fund	795,909,153	795,909,153	795,909,153	4.4	4.30%	1
State Bond Issues	30,000,000	30,000,000	30,000,000	0.2	5.77%	2,434
US Agency - MBS	2,381,853,672	2,108,586,713	2,392,015,971	13.1	1.88%	2,187
US Agency Bonds	495,000,000	488,293,809	493,541,457	2.7	2.23%	214
US Treasury Bonds / Notes	12,175,000,000	11,802,209,441	11,856,506,696	65.0	3.76%	808
Total / Average	18,518,653,538	17,865,835,573	18,208,863,990	100.0	3.59%	826

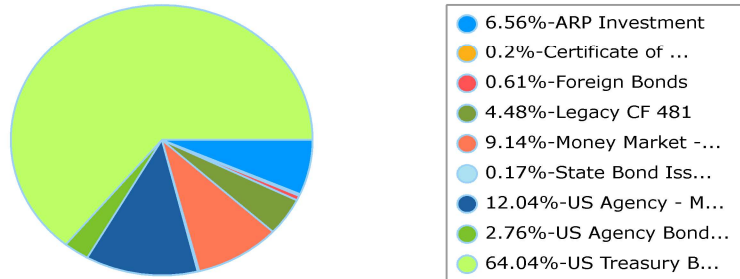


Office of the State Treasurer
 Distribution by Asset Category - Market Value
 Report Group: Monthly Investment Report

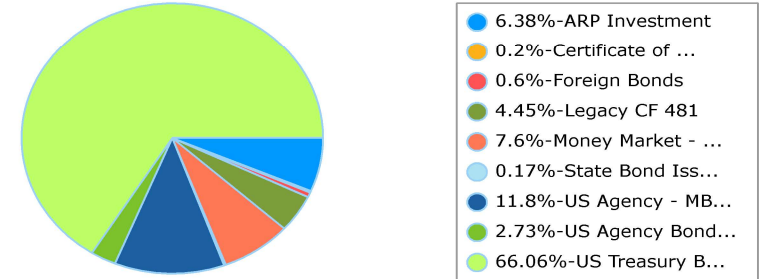
Begin Date: 12/31/2024, End Date: 1/31/2025

Asset Category	Market Value 12/31/2024	% of Portfolio 12/31/2024	Market Value 1/31/2025	% of Portfolio 1/31/2025
Certificate of Deposit	35,924,000	0.2	35,924,000	0.2
Foreign Bonds	107,154,987	0.6	107,445,744	0.6
Money Market - General Funds	1,613,783,103	9.1	1,358,251,768	7.6
Money Market - ARP Investment	1,157,213,982	6.6	1,139,214,945	6.4
Money Market - Legacy Fund	790,928,862	4.5	795,909,153	4.5
State Bond Issues	30,000,000	0.2	30,000,000	0.2
US Agency - MBS	2,125,473,516	11.9	2,108,586,713	11.8
US Agency Bonds	486,934,777	2.8	488,293,809	2.7
US Treasury Bonds / Notes	11,305,685,895	64.0	11,802,209,441	66.1
Total / Average	17,653,099,122	99.9	17,865,835,573	100.1

Portfolio Holdings as of 12/31/2024



Portfolio Holdings as of 1/31/2025





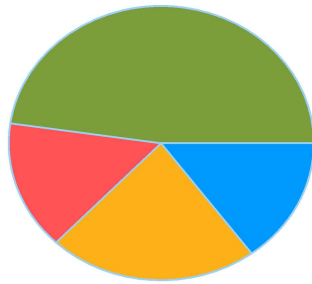
Office of the State Treasurer
 Distribution by Issuer - Market Value
 Report Group: Money Market

Begin Date: 12/31/2024, End Date: 1/31/2025

Issuer Allocation

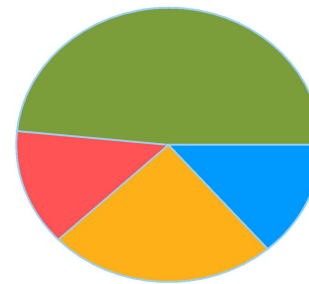
Issuer	Market Value 12/31/2024	% of Portfolio 12/31/2024	Market Value 1/31/2025	% of Portfolio 1/31/2025
AIM Invesco	530,005,014	14.9	451,778,836	13.7
FederatedHermes MM	790,928,862	22.2	795,909,153	24.2
Goldman Sachs	542,264,785	15.2	451,428,401	13.7
JPMorgan	1,698,679,092	47.7	1,594,198,766	48.4
Northern Trust	48,194	0.00	60,711	0.00
Total / Average	3,561,925,947	100.0	3,293,375,866	100.0

Portfolio Holdings as of 12/31/2024



- 14.88%-AIM Invesco
- 22.21%-FederatedHerm...
- 15.22%-Goldman Sachs
- 47.69%-JPMorgan
- 0%-Northern Trust

Portfolio Holdings as of 1/31/2025



- 13.72%-AIM Invesco
- 24.17%-FederatedHerm...
- 13.71%-Goldman Sachs
- 48.41%-JPMorgan
- 0%-Northern Trust

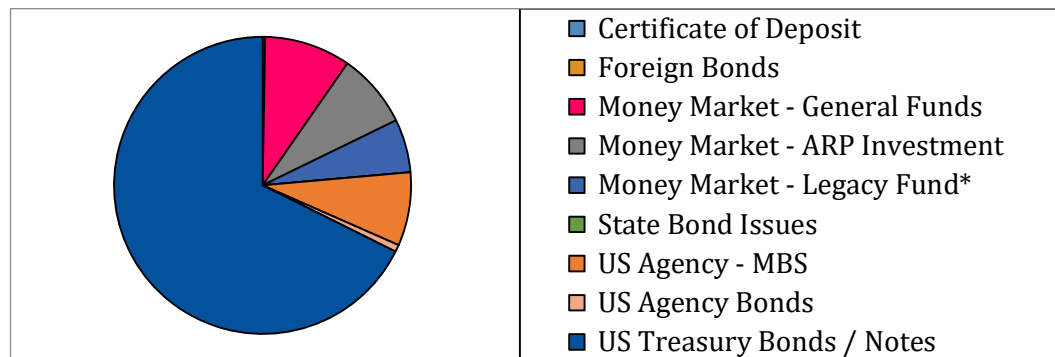


Office of the State Treasurer
 Earnings by Asset Category
 January 31, 2025

Asset Category	YTM @ Cost	Interest Earned Net of Amortization/ Accretion	Realized Gain/Loss	Total Earnings
Certificate of Deposit	4.68%	135,742	-	135,742
Foreign Bonds	4.97%	-	-	-
Money Market - General Funds	4.33%	4,861,903	-	4,861,903
Money Market - ARP Investment	4.31%	4,185,999	-	4,185,999
Money Market - Legacy Fund*	4.30%	2,987,966	-	2,987,966
State Bond Issues	5.77%	-	-	-
US Agency - MBS	1.87%	4,244,866	(101,656)	4,143,210
US Agency Bonds	2.20%	394,287	-	394,287
US Treasury Bonds / Notes	3.76%	34,920,099	-	34,920,099
Link Deposit (not active)		-		-
Total or Average	3.59%	51,730,862	(101,656)	51,629,206

* Legacy Fund Interest was net of admin fees & lagged one month

Total Earnings as of 01/31/2025





Office of the State Treasurer
 Investment Activity
 January 31, 2025

Description	CUSIP	Broker/ Dealer	Trade Date	Settlement Date	YTM @ Cost	Par	Principal	Price	Interest	Total
Buy										
T-Note 3.375 9/15/2027	91282CLL3	UMB Bank	1/6/2025	1/7/2025	4.315	25,000,000	24,409,180	97.637	265,711	24,674,891
T-Note 3.375 9/15/2027	91282CLL3	Stifel Nicolaus	1/3/2025	1/6/2025	4.279	25,000,000	24,430,664	97.723	263,381	24,694,045
T-Note 3.375 9/15/2027	91282CLL3	Jefferies & Co	1/2/2025	1/3/2025	4.239	25,000,000	24,454,102	97.816	256,388	24,710,490
T-Note 3.5 1/31/2028	91282CGH8	Morgan Stanley	1/27/2025	1/28/2025	4.268	25,000,000	24,462,891	97.852	430,367	24,893,257
T-Note 3.5 1/31/2028	91282CGH8	UBS	1/24/2025	1/27/2025	4.295	25,000,000	24,444,336	97.777	427,989	24,872,325
T-Note 3.5 1/31/2028	91282CGH8	Hilltop	1/23/2025	1/24/2025	4.362	25,000,000	24,396,484	97.586	420,856	24,817,340
T-Note 3.5 1/31/2028	91282CGH8	Morgan Stanley	1/22/2025	1/23/2025	4.329	25,000,000	24,418,945	97.676	418,478	24,837,424
T-Note 3.5 1/31/2028	91282CGH8	Cantor Fitzgerald	1/6/2025	1/7/2025	4.335	25,000,000	24,406,250	97.625	380,435	24,786,685
T-Note 3.5 1/31/2028	91282CGH8	Mizuho Securities	1/3/2025	1/6/2025	4.304	25,000,000	24,427,734	97.711	378,057	24,805,791
T-Note 3.5 1/31/2028	91282CGH8	Morgan Stanley	1/2/2025	1/3/2025	4.263	25,000,000	24,455,078	97.820	370,924	24,826,002
T-Note 3.875 11/30/2027	91282CFZ9	Morgan Stanley	1/6/2025	1/7/2025	4.320	25,000,000	24,699,219	98.797	101,133	24,800,352
T-Note 3.875 11/30/2027	91282CFZ9	UMB Bank	1/3/2025	1/6/2025	4.288	25,000,000	24,720,703	98.883	98,472	24,819,175
T-Note 3.875 11/30/2027	91282CFZ9	Hilltop	1/2/2025	1/3/2025	4.249	25,000,000	24,746,094	98.984	90,488	24,836,581
T-Note 3.875 12/31/2027	91282CGC9	Stifel Nicolaus	1/6/2025	1/7/2025	4.318	25,000,000	24,693,359	98.773	18,733	24,712,092
T-Note 3.875 12/31/2027	91282CGC9	Morgan Stanley	1/3/2025	1/6/2025	4.283	25,000,000	24,716,797	98.867	16,057	24,732,854
T-Note 3.875 12/31/2027	91282CGC9	UMB Bank	1/2/2025	1/3/2025	4.247	25,000,000	24,741,211	98.965	8,028	24,749,239
T-Note 4 12/15/2027	91282CMB4	UBS	1/27/2025	1/28/2025	4.261	25,000,000	24,824,219	99.297	120,879	24,945,098
T-Note 4 12/15/2027	91282CMB4	Stifel Nicolaus	1/24/2025	1/27/2025	4.290	25,000,000	24,804,688	99.219	118,132	24,922,819
T-Note 4 12/15/2027	91282CMB4	Morgan Stanley	1/23/2025	1/24/2025	4.349	25,000,000	24,764,648	99.059	109,890	24,874,539
T-Note 4 12/15/2027	91282CMB4	RBC	1/22/2025	1/23/2025	4.318	25,000,000	24,785,156	99.141	107,143	24,892,299
T-Note 4.125 11/15/2027	91282CLX7	Mizuho Securities	1/27/2025	1/28/2025	4.261	25,000,000	24,910,156	99.641	210,808	25,120,964
T-Note 4.125 11/15/2027	91282CLX7	Morgan Stanley	1/24/2025	1/27/2025	4.292	25,000,000	24,889,648	99.559	207,959	25,097,608
T-Note 4.125 11/15/2027	91282CLX7	Cantor Fitzgerald	1/23/2025	1/24/2025	4.353	25,000,000	24,849,609	99.398	199,413	25,049,022
T-Note 4.125 11/15/2027	91282CLX7	Mizuho Securities	1/22/2025	1/23/2025	4.321	25,000,000	24,870,117	99.480	196,564	25,066,681
T-Note 4.125 9/30/2027	91282CFM8	Morgan Stanley	1/27/2025	1/28/2025	4.242	25,000,000	24,925,781	99.703	339,973	25,265,754
T-Note 4.125 9/30/2027	91282CFM8	UMB Bank	1/24/2025	1/27/2025	4.268	25,000,000	24,909,180	99.637	337,139	25,246,319
T-Note 4.125 9/30/2027	91282CFM8	Mizuho Securities	1/23/2025	1/24/2025	4.327	25,000,000	24,872,070	99.488	328,640	25,200,710
T-Note 4.125 9/30/2027	91282CFM8	Morgan Stanley	1/22/2025	1/23/2025	4.299	25,000,000	24,889,648	99.559	325,807	25,215,455
						700,000,000	690,917,969		6,547,844	697,465,813
Matured										
T-Note 1.125 1/15/2025	91282CDS7	Hilltop	1/15/2025	1/15/2025	0.000	25,000,000	25,000,000	0.000	0	25,000,000
T-Note 1.125 1/15/2025	91282CDS7	Hilltop	1/15/2025	1/15/2025	0.000	25,000,000	25,000,000	0.000	0	25,000,000
T-Note 1.375 1/31/2025	912828Z52	Hilltop	1/31/2025	1/31/2025	0.000	25,000,000	25,000,000	0.000	0	25,000,000
T-Note 1.375 1/31/2025	912828Z52	BofA Securities	1/31/2025	1/31/2025	0.000	25,000,000	25,000,000	0.000	0	25,000,000
T-Note 1.375 1/31/2025	912828Z52	UMB Bank	1/31/2025	1/31/2025	0.000	25,000,000	25,000,000	0.000	0	25,000,000
T-Note 1.375 1/31/2025	912828Z52	Bank of Oklahoma	1/31/2025	1/31/2025	0.000	25,000,000	25,000,000	0.000	0	25,000,000
T-Note 1.375 1/31/2025	912828Z52	Hilltop	1/31/2025	1/31/2025	0.000	25,000,000	25,000,000	0.000	0	25,000,000
T-Note 2.5 1/31/2025	9128283V0	Bank of Oklahoma	1/31/2025	1/31/2025	0.000	25,000,000	25,000,000	0.000	0	25,000,000
T-Note 2.5 1/31/2025	9128283V0	Wells Fargo	1/31/2025	1/31/2025	0.000	25,000,000	25,000,000	0.000	0	25,000,000
						225,000,000	225,000,000		0	225,000,000
Net Change in Investments (Buy & Matured/Sell)						475,000,000	465,917,969		6,547,844	472,465,813



Office of the State Treasurer
 Transactions by Security Type
 January 31, 2025

Description	CUSIP	Action	Settlement Date	Maturity Date	YTM @ Cost	Par	Principal	Price	Interest	Total
US Treasury Bonds and Notes										
T-Note 3.375 9/15/2027	91282CLL3	Buy	1/7/2025	9/15/2027	4.315	25,000,000	24,409,180	97.637	265,711	24,674,891
T-Note 3.375 9/15/2027	91282CLL3	Buy	1/6/2025	9/15/2027	4.279	25,000,000	24,430,664	97.723	263,381	24,694,045
T-Note 3.375 9/15/2027	91282CLL3	Buy	1/3/2025	9/15/2027	4.239	25,000,000	24,454,102	97.816	256,388	24,710,490
T-Note 3.5 1/31/2028	91282CGH8	Buy	1/28/2025	1/31/2028	4.268	25,000,000	24,462,891	97.852	430,367	24,893,257
T-Note 3.5 1/31/2028	91282CGH8	Buy	1/27/2025	1/31/2028	4.295	25,000,000	24,444,336	97.777	427,989	24,872,325
T-Note 3.5 1/31/2028	91282CGH8	Buy	1/24/2025	1/31/2028	4.362	25,000,000	24,396,484	97.586	420,856	24,817,340
T-Note 3.5 1/31/2028	91282CGH8	Buy	1/23/2025	1/31/2028	4.329	25,000,000	24,418,945	97.676	418,478	24,837,424
T-Note 3.5 1/31/2028	91282CGH8	Buy	1/7/2025	1/31/2028	4.335	25,000,000	24,406,250	97.625	380,435	24,786,685
T-Note 3.5 1/31/2028	91282CGH8	Buy	1/6/2025	1/31/2028	4.304	25,000,000	24,427,734	97.711	378,057	24,805,791
T-Note 3.5 1/31/2028	91282CGH8	Buy	1/3/2025	1/31/2028	4.263	25,000,000	24,455,078	97.820	370,924	24,826,002
T-Note 3.875 11/30/2027	91282CFZ9	Buy	1/7/2025	11/30/2027	4.320	25,000,000	24,699,219	98.797	101,133	24,800,352
T-Note 3.875 11/30/2027	91282CFZ9	Buy	1/6/2025	11/30/2027	4.288	25,000,000	24,720,703	98.883	98,472	24,819,175
T-Note 3.875 11/30/2027	91282CFZ9	Buy	1/3/2025	11/30/2027	4.249	25,000,000	24,746,094	98.984	90,488	24,836,581
T-Note 3.875 12/31/2027	91282CGC9	Buy	1/7/2025	12/31/2027	4.318	25,000,000	24,693,359	98.773	18,733	24,712,092
T-Note 3.875 12/31/2027	91282CGC9	Buy	1/6/2025	12/31/2027	4.283	25,000,000	24,716,797	98.867	16,057	24,732,854
T-Note 3.875 12/31/2027	91282CGC9	Buy	1/3/2025	12/31/2027	4.247	25,000,000	24,741,211	98.965	8,028	24,749,239
T-Note 4 12/15/2027	91282CMB4	Buy	1/28/2025	12/15/2027	4.261	25,000,000	24,824,219	99.297	120,879	24,945,098
T-Note 4 12/15/2027	91282CMB4	Buy	1/27/2025	12/15/2027	4.290	25,000,000	24,804,688	99.219	118,132	24,922,819
T-Note 4 12/15/2027	91282CMB4	Buy	1/24/2025	12/15/2027	4.349	25,000,000	24,764,648	99.059	109,890	24,874,539
T-Note 4 12/15/2027	91282CMB4	Buy	1/23/2025	12/15/2027	4.318	25,000,000	24,785,156	99.141	107,143	24,892,299
T-Note 4.125 11/15/2027	91282CLX7	Buy	1/28/2025	11/15/2027	4.261	25,000,000	24,910,156	99.641	210,808	25,120,964
T-Note 4.125 11/15/2027	91282CLX7	Buy	1/27/2025	11/15/2027	4.292	25,000,000	24,889,648	99.559	207,959	25,097,608
T-Note 4.125 11/15/2027	91282CLX7	Buy	1/24/2025	11/15/2027	4.353	25,000,000	24,849,609	99.398	199,413	25,049,022
T-Note 4.125 11/15/2027	91282CLX7	Buy	1/23/2025	11/15/2027	4.321	25,000,000	24,870,117	99.480	196,564	25,066,681
T-Note 4.125 9/30/2027	91282CFM8	Buy	1/28/2025	9/30/2027	4.242	25,000,000	24,925,781	99.703	339,973	25,265,754
T-Note 4.125 9/30/2027	91282CFM8	Buy	1/27/2025	9/30/2027	4.268	25,000,000	24,909,180	99.637	337,139	25,246,319
T-Note 4.125 9/30/2027	91282CFM8	Buy	1/24/2025	9/30/2027	4.327	25,000,000	24,872,070	99.488	328,640	25,200,710
T-Note 4.125 9/30/2027	91282CFM8	Buy	1/23/2025	9/30/2027	4.299	25,000,000	24,889,648	99.559	325,807	25,215,455
						700,000,000	690,917,969			697,465,813
						Certificates of Deposits				5,750,000
						Total				696,667,969



Office of the State Treasurer
 Transactions by Broker
 January 31, 2025

Description	CUSIP	Action	Asset Category	Settlement Date	Maturity Date	YTM @ Cost	Par	Principal	Price	Interest	Total
Cantor Fitzgerald											
T-Note 3.5 1/31/2028	91282CGH8	Buy	US Treasury Bonds / Notes	1/7/2025	1/31/2028	4.335	25,000,000	24,406,250	97.625	380,435	24,786,684.78
T-Note 4.125 11/15/2027	91282CLX7	Buy	US Treasury Bonds / Notes	1/24/2025	11/15/2027	4.353	25,000,000	24,849,609	99.398	199,413	25,049,022.36
							50,000,000	49,255,859		579,848	49,835,707.14
Hilltop											
T-Note 3.5 1/31/2028	91282CGH8	Buy	US Treasury Bonds / Notes	1/24/2025	1/31/2028	4.362	25,000,000	24,396,484	97.586	420,856	24,817,340.36
T-Note 3.875 11/30/2027	91282CFZ9	Buy	US Treasury Bonds / Notes	1/3/2025	11/30/2027	4.249	25,000,000	24,746,094	98.984	90,488	24,836,581.39
							50,000,000	49,142,578		511,344	49,653,921.75
Jefferies & Co											
T-Note 3.375 9/15/2027	91282CLL3	Buy	US Treasury Bonds / Notes	1/3/2025	9/15/2027	4.239	25,000,000	24,454,102	97.816	256,388	24,710,489.68
							25,000,000	24,454,102		256,388	24,710,489.68
Mizuho Securities											
T-Note 3.5 1/31/2028	91282CGH8	Buy	US Treasury Bonds / Notes	1/6/2025	1/31/2028	4.304	25,000,000	24,427,734	97.711	378,057	24,805,791.45
T-Note 4.125 11/15/2027	91282CLX7	Buy	US Treasury Bonds / Notes	1/28/2025	11/15/2027	4.261	25,000,000	24,910,156	99.641	210,808	25,120,964.26
T-Note 4.125 11/15/2027	91282CLX7	Buy	US Treasury Bonds / Notes	1/23/2025	11/15/2027	4.321	25,000,000	24,870,117	99.480	196,564	25,066,681.42
T-Note 4.125 9/30/2027	91282CFM8	Buy	US Treasury Bonds / Notes	1/24/2025	9/30/2027	4.327	25,000,000	24,872,070	99.488	328,640	25,200,710.42
							100,000,000	99,080,078		1,114,069	100,194,147.55
Morgan Stanley											
T-Note 3.5 1/31/2028	91282CGH8	Buy	US Treasury Bonds / Notes	1/28/2025	1/31/2028	4.268	25,000,000	24,462,891	97.852	430,367	24,893,257.48
T-Note 3.5 1/31/2028	91282CGH8	Buy	US Treasury Bonds / Notes	1/23/2025	1/31/2028	4.329	25,000,000	24,418,945	97.676	418,478	24,837,423.57
T-Note 3.5 1/31/2028	91282CGH8	Buy	US Treasury Bonds / Notes	1/3/2025	1/31/2028	4.263	25,000,000	24,455,078	97.820	370,924	24,826,002.04
T-Note 3.875 11/30/2027	91282CFZ9	Buy	US Treasury Bonds / Notes	1/7/2025	11/30/2027	4.320	25,000,000	24,699,219	98.797	101,133	24,800,351.99
T-Note 3.875 12/31/2027	91282CGC9	Buy	US Treasury Bonds / Notes	1/6/2025	12/31/2027	4.283	25,000,000	24,716,797	98.867	16,057	24,732,853.51
T-Note 4 12/15/2027	91282CMB4	Buy	US Treasury Bonds / Notes	1/24/2025	12/15/2027	4.349	25,000,000	24,764,648	99.059	109,890	24,874,538.55
T-Note 4.125 11/15/2027	91282CLX7	Buy	US Treasury Bonds / Notes	1/27/2025	11/15/2027	4.292	25,000,000	24,889,648	99.559	207,959	25,097,607.69
T-Note 4.125 9/30/2027	91282CFM8	Buy	US Treasury Bonds / Notes	1/28/2025	9/30/2027	4.242	25,000,000	24,925,781	99.703	339,973	25,265,753.78
T-Note 4.125 9/30/2027	91282CFM8	Buy	US Treasury Bonds / Notes	1/23/2025	9/30/2027	4.299	25,000,000	24,889,648	99.559	325,807	25,215,455.45
							225,000,000	222,222,656		2,320,588	224,543,244.06
RBC											
T-Note 4 12/15/2027	91282CMB4	Buy	US Treasury Bonds / Notes	1/23/2025	12/15/2027	4.318	25,000,000	24,785,156	99.141	107,143	24,892,299.11
							25,000,000	24,785,156		107,143	24,892,299.11
Stifel Nicolaus											
T-Note 3.375 9/15/2027	91282CLL3	Buy	US Treasury Bonds / Notes	1/6/2025	9/15/2027	4.279	25,000,000	24,430,664	97.723	263,381	24,694,044.58
T-Note 3.875 12/31/2027	91282CGC9	Buy	US Treasury Bonds / Notes	1/7/2025	12/31/2027	4.318	25,000,000	24,693,359	98.773	18,733	24,712,092.11
T-Note 4 12/15/2027	91282CMB4	Buy	US Treasury Bonds / Notes	1/27/2025	12/15/2027	4.290	25,000,000	24,804,688	99.219	118,132	24,922,819.37
							75,000,000	73,928,711		400,245	74,328,956.06
UBS											
T-Note 3.5 1/31/2028	91282CGH8	Buy	US Treasury Bonds / Notes	1/27/2025	1/31/2028	4.295	25,000,000	24,444,336	97.777	427,989	24,872,325.07
T-Note 4 12/15/2027	91282CMB4	Buy	US Treasury Bonds / Notes	1/28/2025	12/15/2027	4.261	25,000,000	24,824,219	99.297	120,879	24,945,097.87
							50,000,000	49,268,555		548,868	49,817,422.94
UMB Bank											
T-Note 3.375 9/15/2027	91282CLL3	Buy	US Treasury Bonds / Notes	1/7/2025	9/15/2027	4.315	25,000,000	24,409,180	97.637	265,711	24,674,891.02
T-Note 3.875 11/30/2027	91282CFZ9	Buy	US Treasury Bonds / Notes	1/6/2025	11/30/2027	4.288	25,000,000	24,720,703	98.883	98,472	24,819,174.97
T-Note 3.875 12/31/2027	91282CGC9	Buy	US Treasury Bonds / Notes	1/3/2025	12/31/2027	4.247	25,000,000	24,741,211	98.965	8,028	24,749,239.25
T-Note 4.125 9/30/2027	91282CFM8	Buy	US Treasury Bonds / Notes	1/27/2025	9/30/2027	4.268	25,000,000	24,909,180	99.637	337,139	25,246,319.11
							100,000,000	98,780,273		709,351	99,489,624.35
							700,000,000	690,917,969		6,547,844	697,465,812.64



Office of the State Treasurer
 General Fund
 Comparison of Actual Earnings to Estimated Earnings
 January 31, 2025

Fiscal Year to Date

Asset Category	Revenues Actual	Revenues Estimate	Variance	Percent	Investable Base Actual	Investable Base - Est.	Variance	Percent
Certificates of Deposit	941,426	875,000	66,426	7.59%	28,459,621	32,000,000	(3,540,379)	-11.06%
Foreign Bonds	2,705,874	3,091,667	-385,793	-12.48%	85,120,397	37,000,000	48,120,397	130.06%
Money Market Mutual Funds-GF	26,506,867	26,250,000	256,867	0.98%	1,076,030,800	1,000,000,000	76,030,800	7.60%
State of OK Bonds	865,000	758,333	106,667	14.07%	30,000,000	30,000,000	0	0.00%
US Agency - MBS	23,113,764	23,333,333	-219,570	-0.94%	1,670,459,264	2,000,000,000	(329,540,736)	-16.48%
US Agency Bonds	8,229,075	8,750,000	-520,925	-5.95%	386,834,894	1,500,000,000	(1,113,165,106)	-74.21%
US Treasury Bonds / Notes	198,729,702	172,608,333	26,121,369	15.13%	9,349,916,687	7,401,000,000	1,948,916,687	26.33%
Total or Average	261,091,708	235,666,667	25,425,041	10.79%	12,626,821,663	12,000,000,000	626,821,663	5.22%

The Treasurer had revised the estimated earnings to the Board of Equalization for Fiscal Year 2025. The amount estimated was \$404,000,000. Year-to-date actual earnings are recorded on an accrual basis of accounting.



Office of the State Treasurer
Comparison of Actual Earnings to Estimated Earnings
January 31, 2025

The following page presents market rates of return on the Securities portion of the General Account and the State's aggregated State Agency Accounts. These figures, which are dollar-weighted and time-weighted where appropriate, are calculated using the percentage change in market value (inclusive of accrued income) from the end of the prior month to the end of the reporting month.

To ensure the integrity of data, this information is provided by the Treasurer's custodian bank acting in its capacity as an external third party. As such, performance measurement is presently confined to those investments which are held with the custodian bank Northern Trust Company.

Benchmark data is also provided on the following page.



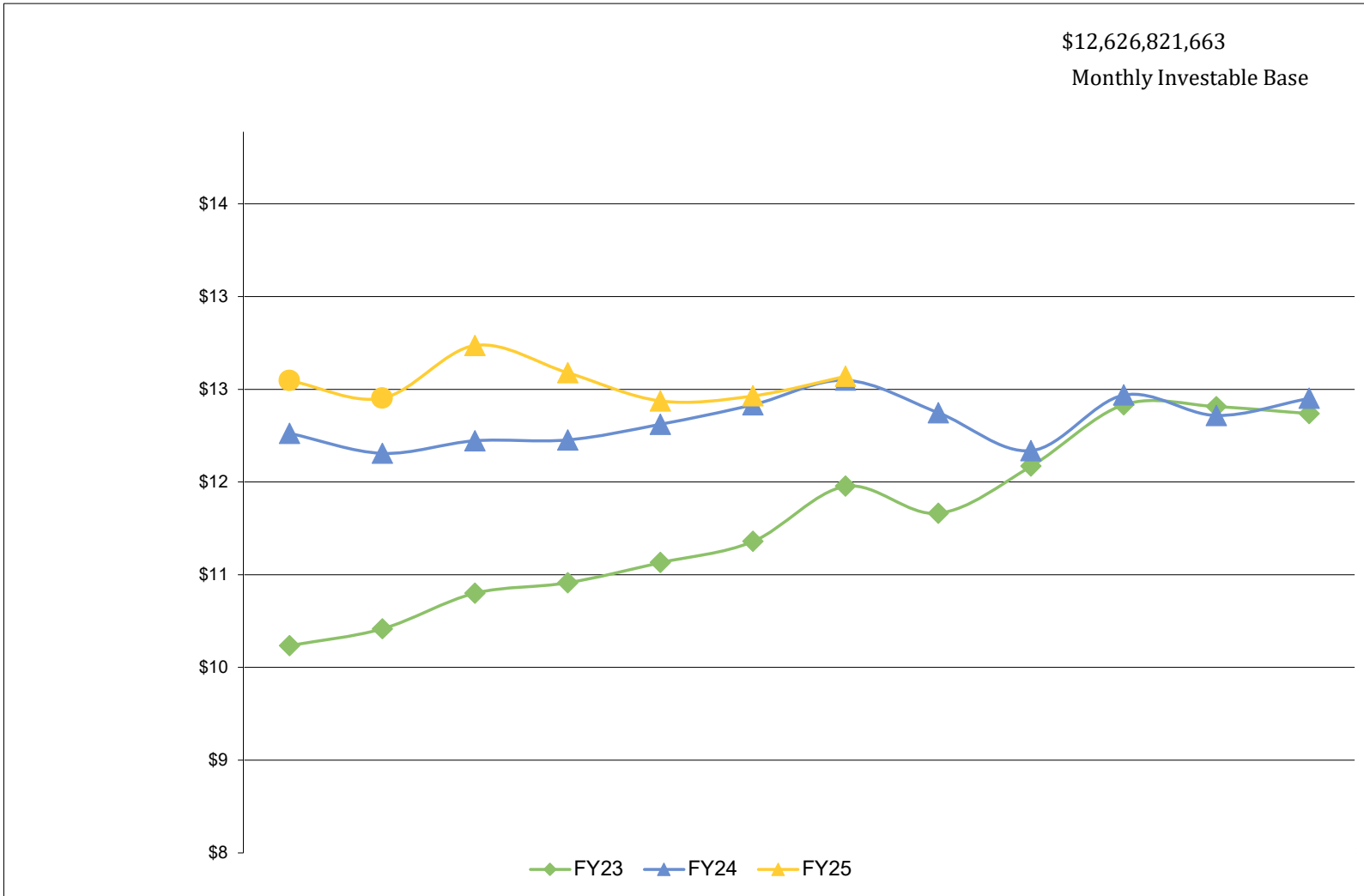
Office of the State Treasurer
Performance Comparison
January 31, 2025

	Current Month	Fiscal Year-to-Date
Securities, General Revenue Account	0.49%	11.61%
Securities, Agency Directed Langston University	4.16%	12.23%
Benchmark Merrill Lynch, US 1 Year T-Bill	0.34%	3.25%

Analysis by Northern Trust Company
Represents dollar-weighted and time-weighted rates of return



Office of the State Treasurer
General Revenue Fund, 36 Month Investable Base (Billions)
January 31, 2025





Office of the State Treasurer
 Banking, Custody, and other Fees
 January 31, 2025

Depository Bank	Tax ID Number	City	State	Amount
BancFirst	73-1332918	OKC	Oklahoma	89
Federal Reserve Bank	44-0545874	Kansas City	Kansas	1,519
Intrust Bank	48-0477525	Wichita	Kansas	55
JP Morgan/Chase, Okla., NA	73-0777610	OKC	Oklahoma	32,055
The Bank N.A.	73-0344910	McAlester	Oklahoma	5
Total				33,723

Money Market Mutual Funds

The State Treasurer participates in the following money market mutual funds. The funds managers are compensated for certain operating expenses by deducting a fee from the gross interest earnings.

Fund Manager	Tax ID	Annualized fee	Amount
Invesco	76-0574220	0.120%	45,010
JPMorgan Securities	23-2694160	0.180%	68,023
JPMorgan Securities(ARP)	23-2694160	0.180%	170,882
Goldman Sachs	06-1287410	0.110% (BOSC Inc. 0.070%)	67,466
FederatedHermes MM	25-1614826	0.100% (BancFirst 0.050%)	99,489

Note: Pursuant to Oklahoma State Statute Title 62, Section 89.7, all known fees are to be reported. The money market mutual fund fees reported are shown at the contracted rate.

Securities Lending Program

The State Treasurer participates in a securities lending program with Deutsche Bank acting as lending agent. Deutsche Bank retains 15% of the revenues generated as compensation for services, their share for the month(lag 1 month) was \$ 127,871. Pursuant to Oklahoma State Statute Title 62 Section 90, the State Treasurer retains the first \$450,000 of security lending revenue in a revolving fund. These funds are used to pay custody and other banking fees. Any revenue not needed for this purpose is deposited to the General Fund.

Northern Trust Custody Fees

Pursuant to custodial contract with Northern Trust Company, custody fees are paid quarterly. Fees to be paid to Northern Trust Company for first two quarters FY2025 totaled to 32,500.



OKLAHOMA
State Treasurer

AGENCY-DIRECTED INVESTMENTS

January 2025

Treasurer's Mission Statement

The mission of the Office of the State Treasurer is to serve the people of Oklahoma by providing sound banking and investment services, reuniting individuals and businesses with their unclaimed property, and promoting economic opportunities in a fiscally responsible and efficient manner while adhering to the highest professional and ethical standards.



Office of the State Treasurer
 Agency Directed Investments
 January 31, 2025

Issuer	Face Amount/Shares	Market Value	Book Value	% of Portfolio
ARPA Funding				
JPMorgan MM	1,139,214,945	1,139,214,945	1,139,214,945	100%
Total, ARPA Funding	1,139,214,945	1,139,214,945	1,139,214,945	100%
Ocia Legacy Fund 481				
Federated Hermes MM	795,909,153	795,909,153	795,909,153	100%
Total, ARPA Funding	795,909,153	795,909,153	795,909,153	100%
Langston - Agency Directed				
Fundamental Investors Inc A	16,499	1,388,868	371,159	33%
Investment Co of America A	16,849	1,016,980	371,249	33%
Washington Mutual Fund A	17,404	1,114,065	371,269	34%
Northern Trust - Agency Fund	3,831	3,831	3,831	0%
Total / Average	54,583	3,523,744	1,117,508	100%
Report Total	1,935,178,681	1,938,647,842	1,936,241,606	



Office of the State Treasurer
State Agency Directed by Broker
January 31, 2025

Broker

Tax ID

Purchases at Cost

Sales at Cost

No activity



Office of the State Treasurer
State Agency Directed by Security Type
January 31, 2025

Broker

Tax ID

Purchases at Cost

Sales at Cost

No activity



Office of the State Treasurer
 Assets Under Management
 January 31, 2025

Account	Class Funding	Agency	Interest Rate	Days to Maturity	Market Value
2109002	8090B	OMES- Risk Mgmt Revolving Fund ASA	3.4385	1	82,215,152
2118506	8185F	Corporation Commission	3.4385	1	25,504,302
2137001	8370A	OIFA	3.4385	1	9,220,646
2138503	8385C	Oklahoma Insurance Department	3.4385	1	2,930,188
2139101	8391A	Multiple Injury Trust Fund	3.4385	1	27,231,736
2141001	8410A	Commissioners of the Land Office	3.4385	1	114,086,630
2142001	8420A	Langston University	3.4385	1	8,923,978
2143500	79901	Oklahoma Lottery Commission	3.4385	1	21,627,957
2143501	8435A	Oklahoma Lottery Commission	3.4385	1	6,903,155
2147704	8477D	Oklahoma Bureau of Narcotics	3.4385	1	11,400,391
2151500	79901	OPERS	3.4385	1	2,807,573
2151501	8515A	OPERS	3.4385	1	305,045
2151502	8515B	OPERS	3.4385	1	866,236
2151503	8515C	OPERS	3.4385	1	90,335
2151504	8515D	OPERS	3.4385	1	1,943,131
2151505	8515E	OPERS	3.4385	1	39,963
2151506	8515F	OPERS	3.4385	1	122,726
2151507	8515G	OPERS	3.4385	1	1,618,638
2151508	8515H	OPERS	3.4385	1	386,593
2153001	8530A	Panhandle State University	3.4385	1	1,722,324
2155701	8557A	OK Police Pension	3.4385	1	13,611,064
2169502	8695B	Tax Commission	3.4385	1	470,845,077
2169505	8695E	Tax Commission	3.4385	1	13,509
2169520	8695T	Tax Commission	3.4385	1	(356,582)
2169521	8695U	Tax Commission	3.4385	1	135,610,739
2174007	8740G	State Treasurer	3.4385	1	1,399,503
2183006	8830F	DHS - CSED	3.4385	1	9,782,906
7200039	20000	Oklahoma Boll Weevil Eradication	3.4385	1	3,811,082
7200131	79901	Department of Corrections	3.4385	1	7,065,694
7200320	20000	Department of Wildlife	3.4385	1	7,816,285
7200359	20000	OERB	3.4385	1	9,080,070
7200370	20000	OIFA	3.4385	1	921,676
7200391	20000	Multiple Injury Trust Fund	3.4385	1	95,603
7200410	20000	Commissioners of the Land Office	3.4385	1	1,534,873
7200435	20000	Oklahoma Lottery Commission	3.4385	1	15,857,930
7200515	20000	OPERS	3.4385	1	174,827
7200557	20000	Oklahoma Police Pension	3.4385	1	84,915
7200588	20000	Real Estate Commission	3.4385	1	4,057,254
7200830	20000	Department of Human Services	3.4385	1	122,820
7201825	20100	University Hospitals Authority	3.4385	1	5,406,788
7205090	20500	OMES Risk Management Division/DSC	3.4385	1	96,528,034



Office of the State Treasurer
 Assets Under Management
 January 31, 2025

Account	Class Funding	Agency	Interest Rate	Days to Maturity	Market Value
7205131	79901	Department of Corrections	3.4385	1	1,032,811
7205204	20500	JM Davis Arms & Historical Museum	3.4385	1	21,194
7205320	20500	Department of Wildlife	3.4385	1	1,394,743
7205359	20500	Sustaining OK Energy Resources	3.4385	1	8,255,805
7205515	20500	OPERS	3.4385	1	308,923
7205563	20500	OK Bd for Private Vocational Schools	3.4385	1	355,163
7205630	20500	Oklahoma Department of Securities	3.4385	1	1,901,871
7205807	20500	Oklahoma Health Care Authority	3.4385	1	15,784,065
7210270	21000	State Election Board	3.4385	1	1,167,813
7210320	21000	Department of Wildlife	3.4385	1	5,960,941
7210350	21000	Oklahoma Historical Society	3.4385	1	32
7210400	21000	Office of Juvenile Affairs	3.4385	1	1,399
7210410	21000	Commissioners of the Land Office	3.4385	1	5,863,636
7210515	21000	OPERS	3.4385	1	659,691
7210570	21000	State Board of Licensure for Professional Engineers &	3.4385	1	291,250
7210588	21000	Real Estate Commission	3.4385	1	570,517
7215270	21500	State of Oklahoma Election Board - HAVA	3.4385	1	8,050,832
7215320	21500	Department of Wildlife	3.4385	1	4,928,860
7215566	21500	Tourism & Recreation Department	3.4385	1	2,838,056
7215585	21500	Department of Public Safety	3.4385	1	2,525,358
7215670	21500	JD McCarty Center	3.4385	1	889,311
7215825	215000	University Hospitals Authority	3.4385	1	1,928,010
7216805	21600	Department of Rehabilitation Services	3.4385	1	1,126,666
7220320	22000	Dept of Wildlife Conservation	3.4385	1	3,256,762
7220570	22000	OSB of Licensure for Professional Engineers and Land	3.4385	1	275,637
7220585	22000	Department of Public Safety	3.4385	1	5,441,481
7220830	22000	Department of Human Services	3.4385	1	10,593
7225040	22500	Department of Agriculture	3.4385	1	94,752
7225830	22500	Department of Human Services	3.4385	1	165,171
7230220	23000	Oklahoma Crime Victims Compensation	3.4385	1	4,686,952
7230345	23000	Department of Transportation	3.4385	1	7,815,320
7230695	23000	Tax Commission	3.4385	1	1,413,253
7230807	23000	Health Care Authority	3.4385	1	1
7235605	23500	Regents for Higher Education	3.4385	1	8,166,479
7240807	24000	Health Care Authority	3.4385	1	18,825,927
7240830	24000	Oklahoma Human Services	3.4385	1	6,007,516
7244090	24400	OMES Dept of Central Services	3.4385	1	1,017,790
7245807	24500	Health Care Authority	3.4385	1	2,024,364
7252090	25200	Department of Central Services	3.4385	1	76,220
7255090	25500	Department of Central Services	3.4385	1	2,038,133
7255585	25500	Oklahoma Dept of Public Safety	3.4385	1	218,648
7260090	26000	OMES Risk Management Division	3.4385	1	6,553,228



Office of the State Treasurer
 Assets Under Management
 January 31, 2025

Account	Class Funding	Agency	Interest Rate	Days to Maturity	Market Value
7265090	26500	OMES- Risk Mgmt	3.4385	1	534,499
7275740	27500	OST - SEED	3.4385	1	1,536
7280090	28000	OMES DCS Property Distribution	3.4385	1	796,974
7280131	79901	Department of Corrections	3.4385	1	12,980,335
7280345	28000	Department of Transportation	3.4385	1	908,461
7285345	28500	Department of Transportation	3.4385	1	173,168,298
7295090	27000	Emergency & Transportation	3.4385	1	11,053,237
7303000	30300	Tobacco Litigation Escrow Fund	3.4385	1	32,565
7360566	36000	Tourism & Recreation Department	3.4385	1	6,435,102
7403292	40300	Oklahoma Department of Environmental Quality	3.4385	1	1,034,694
7405220	40500	District Attorneys Council	3.4385	1	6,122,780
7409105	40900	OCIA - NACEA Revenue Series 2018B	3.4385	1	360
7411105	41100	OCIA - Capitol Repair Revenue Series 2018C	3.4385	1	436,767
7412105	41200	OCIA	3.4385	1	1,264,213
7416000	41600	OSF - Oil Overcharge	3.4385	1	316,463
7416105	41600	OCIA - DOC Revenue Series 2018D	3.4385	1	353,873
7416160	41600	Department of Commerce	3.4385	1	3,329,323
7424105	42400	OCIA - Revenue Series 2019A	3.4385	1	35,220
7426000	42600	OSF - Oil Overcharge	3.4385	1	2,644,210
7426160	42600	Department of Commerce	3.4385	1	18,127,201
7428105	42800	OCIA Endowed Chairs Fund	3.4385	1	2,563
7430010	43000	Oklahoma State University	3.4385	1	3,197,882
7430011	43000	Oklahoma State University	3.4385	1	3,418,365
7430012	43000	Oklahoma State University	3.4385	1	3,070,253
7430013	43000	Oklahoma State University	3.4385	1	3,097,072
7430014	43000	Oklahoma State University	3.4385	1	3,045,535
7430015	43000	Oklahoma State University	3.4385	1	3,091,943
7430016	43000	Oklahoma State University	3.4385	1	85,429
7430100	43000	Cameron University	3.4385	1	1,271,956
7430420	43000	Langston University	3.4385	1	422,372
7430461	43000	Rogers State College	3.4385	1	1,991,589
7430505	43000	Northwestern Oklahoma State University	3.4385	1	488,750
7430530	43000	Panhandle State University	3.4385	1	15,292
7430665	43000	Southwestern Oklahoma State University	3.4385	1	2,374,323
7430760	43000	University of Oklahoma	3.4385	1	65,939,012
7430770	43000	OUHSC	3.4385	1	100,507,774
7430773	43000	Oklahoma State University	3.4385	1	3,146,544
7436000	43600	OSF - Oil Overcharge	3.4385	1	2,900
7436105	43600	OCIA	3.4385	1	225,859
7438105	43800	OCIA	3.4385	1	382,467
7439105	43900	OCIA Series 2020A Rev Fund	3.4385	1	2,165,231
7443105	44300	OCIA	3.4385	1	513,116



Office of the State Treasurer
 Assets Under Management
 January 31, 2025

Account	Class Funding	Agency	Interest Rate	Days to Maturity	Market Value
7444105	44400	OCIA 2017C Series	3.4385	1	132,541
7444835	44400	Water Resources Board	3.4385	1	9,389,294
7445105	44500	OCIA - 2017B Capitol Repair 2 Revenue	3.4385	1	1,154,786
7445835	44500	Water Resources Board	3.4385	1	8,979,898
7447105	44700	2017A Revenue Fund	3.4385	1	65,777
7450105	45000	OCIA Series 2020B	3.4385	1	831,402
7452105	45200	OCIA Series 2020D	3.4385	1	83,525
7453105	45300	OCIA Series 2020D	3.4385	1	742,465
7454105	45400	OCIA Series 2020E	3.4385	1	266,898
7455160	45500	Department of Commerce	3.4385	1	196,409
7458105	45800	OCIA Series 2020C	3.4385	1	462,499
7459105	45900	OCIA Endowed Chairs 2021	3.4385	1	2,239
7460100	46000	Cameron University	3.4385	1	36,513
7461105	46100	OCIA (TIFIA/ODOT 2022)	3.4385	1	197,347
7463105	46300	OCIA (Conservation-2022A)	3.4385	1	18,725,576
7464105	46400	OCIA	3.4385	1	18,358
7465105	46500	OCIA (Conservation-2022A)	3.4385	1	103,113
7466105	46600	OCIA (National Guard Museum 2022B)	3.4385	1	32,339,926
7467105	46700	OCIA (National Guard Museum 2022B)	3.4385	1	268,703
7468105	46800	OCIA ODVA-2022C	3.4385	1	29,652,349
7469105	46900	OCIA ODVA-2022C	3.4385	1	221,729
7471835	47100	Water Resources Board	3.4385	1	2,918,894
7472835	47200	Water Resources Board	3.4385	1	99,872,151
7473835	47300	Water Resources Board	3.4385	1	51,257,017
7475750	47500	Tulsa Community College	3.4385	1	6,507
7475770	47500	OUHSC	3.4385	1	72,158,436
7476760	47600	University of Oklahoma	3.4385	1	115,518,570
7480105	48000	OCIA	3.4385	1	219,366
7487010	48700	OKLAHOMA STATE UNIVERSITY	3.4385	1	4,454,738
7488010	48800	OKLAHOMA STATE UNIVERSITY	3.4385	1	43,251
7490010	49000	Oklahoma State University	3.4385	1	51,823
7490013	49000	Oklahoma State University	3.4385	1	23,506
7490015	49000	Oklahoma State University	3.4385	1	1,502
7490270	49000	Oklahoma State Election Board	3.4385	1	19
7490773	49000	Oklahoma State University	3.4385	1	60,840
7491220	49100	District Attorneys Council	3.4385	1	25,456
7493105	49300	OCIA 2024A	3.4385	1	2,018,171
7494105	49400	OCIA 2024B	3.4385	1	1,374
7497085	49700	Broadband	3.4385	1	24,124,956
7497835	49700	Water Resources Board	3.4385	1	3,597,383
7514410	8410A	Commissioners of the Land Office	3.4385	1	254,406
7515410	8410A	Commissioners of the Land Office	3.4385	1	3,302,637



Office of the State Treasurer
 Assets Under Management
 January 31, 2025

Account	Class Funding	Agency	Interest Rate	Days to Maturity	Market Value
7600010	60000	Oklahoma State University	3.4385	1	9,107,016
7600100	60000	Cameron University	3.4385	1	1,383,420
7600120	60000	University of Central Oklahoma	3.4385	1	4,839,530
7600150	60000	University of Science & Arts	3.4385	1	144,151
7600230	60000	East Central University	3.4385	1	2,258,171
7600420	60000	Langston University	3.4385	1	1,780,207
7600485	60000	Northeastern State University	3.4385	1	1,655,562
7600490	60000	Northern Oklahoma College	3.4385	1	826,867
7600505	60000	Northwestern Oklahoma State University	3.4385	1	1,616,354
7600530	60000	Panhandle State University	3.4385	1	250,957
7600660	60000	Southeastern Oklahoma State University	3.4385	1	297,889
7600665	60000	Southwestern Oklahoma State University	3.4385	1	4,460,616
7600760	60000	University of Oklahoma	3.4385	1	5,249,273
7650010	65000	Oklahoma State University	3.4385	1	3,713,350
7650100	65000	Cameron University	3.4385	1	894,943
7650120	65000	University of Central Oklahoma	3.4385	1	3,179,505
7650150	65000	University of Science & Arts	3.4385	1	192,305
7650230	65000	East Central University	3.4385	1	748,837
7650420	65000	Langston University	3.4385	1	1,873,853
7650485	65000	Northeastern State University	3.4385	1	585,413
7650490	65000	Northern Oklahoma College	3.4385	1	3,415,316
7650505	65000	Northwestern Oklahoma State University	3.4385	1	868,580
7650530	65000	Panhandle State University	3.4385	1	297,031
7650660	65000	Southeastern Oklahoma State University	3.4385	1	563,636
7650665	65000	Southwestern Oklahoma State University	3.4385	1	1,361,996
7650760	65000	University of Oklahoma	3.4385	1	2,512,461
7700040	70000	Department of Agriculture	3.4385	1	11,871,905
7700041	70000	Western Oklahoma State College	3.4385	1	260,199
7700131	79901	Department of Corrections	3.4385	1	27,277,407
7700240	70000	Eastern Oklahoma State College	3.4385	1	670,774
7700461	70000	Rogers State College	3.4385	1	11,723,688
7700490	70000	Northern Oklahoma College	3.4385	1	6,113,126
7700606	70000	Ardmore Higher Education Center	3.4385	1	0
7700633	70000	Oklahoma City Community College	3.4385	1	11,831,567
7700660	70000	Southeastern Oklahoma State University	3.4385	1	3,215,454
7700760	70000	University of Oklahoma	3.4385	1	208,842,177
7700830	70000	Department of Human Services	3.4385	1	831,975
7701010	70100	Oklahoma State University	3.4385	1	15,071,251
7701150	70100	University of Science & Arts	3.4385	1	601,276
7701165	70100	Connors State College	3.4385	1	602,515
7701400	70100	Office of Juvenile Affairs	3.4385	1	6,907
7701480	70100	Northeastern Oklahoma A&M College	3.4385	1	433,585



Office of the State Treasurer
 Assets Under Management
 January 31, 2025

Account	Class Funding	Agency	Interest Rate	Days to Maturity	Market Value
7701530	70100	Panhandle State University	3.4385	1	127,508
7701605	70100	Regents for Higher Education	3.4385	1	35,046,749
7701650	70100	Department of Veteran Affairs	3.4385	1	839,969
7701770	70100	OUHSC	3.4385	1	401,149,602
7701805	70100	Department of Rehabilitation Services	3.4385	1	247,310
7701865	70100	OK Workers' Comp Commission	3.4385	1	5,470,319
7702120	70200	University of Central Oklahoma	3.4385	1	15,528,067
7702650	70200	Department of Veteran Affairs	3.4385	1	672,371
7703650	70300	Department of Veteran Affairs	3.4385	1	726,290
7704120	70400	University of Central Oklahoma	3.4385	1	1,575,062
7704650	70400	Department of Veteran Affairs	3.4385	1	1,443,677
7704865	70400	OK Workers' Comp Commission	3.4385	1	50,062
7705505	70500	Northwestern Oklahoma State University	3.4385	1	2,781,078
7705650	70500	Department of Veteran Affairs	3.4385	1	2,058,059
7705675	70500	Self Insurance Guaranty Fund	3.4385	1	2,385,114
7705865	70500	OK Workers' Comp Commission	3.4385	1	46,383
7706452	70600	Community Mental Health Center Rep Payee Account	3.4385	1	9,114
7706650	70600	Department of Veteran Affairs	3.4385	1	80,709
7706750	70600	Tulsa Community College	3.4385	1	5,483,865
7706865	70600	OK Workers' Comp Commission	3.4385	1	190,512
7707452	70700	Central Oklahoma CMHC Rep Payee Account	3.4385	1	29,862
7707585	70700	Department of Public Safety	3.4385	1	8,249,339
7707605	70700	Regents for Higher Education	3.4385	1	11,057,028
7707650	70700	Department of Veteran Affairs	3.4385	1	608,163
7707865	70700	OK Workers' Comp Commission	3.4385	1	262,322
7708108	70800	Carl Albert State College	3.4385	1	6,137,696
7708605	70800	Regents for Higher Education	3.4385	1	138,668
7709605	70900	Regents for Higher Education	3.4385	1	8,344,990
7710350	71000	Oklahoma Historical Society	3.4385	1	1,417,108
7710452	71000	Oklahoma Department of Mental Health	3.4385	1	1,604,003
7710605	71000	Regents for Higher Education	3.4385	1	3,235,661
7711185	8740G	Corporation Commission	3.4385	1	69,470,357
7711420	71100	Langston University	3.4385	1	399,708
7711452	71100	Griffin Memorial Hospital Rep Payee	3.4385	1	23,985
7711605	71100	Regents for Higher Education	3.4385	1	821,056
7712605	71200	Regents for Higher Education	3.4385	1	124,175
7713605	71300	Regents for Higher Education	3.4385	1	68,182,829
7714452	71400	Northwest Center for Behavioral Health	3.4385	1	77,578
7714605	71400	Regents for Higher Education	3.4385	1	17,711,344
7715605	71500	Regents for Higher Education	3.4385	1	2,287,432
7718605	71800	Regents for Higher Education	3.4385	1	12,552,541
7719605	71900	Regents for Higher Education	3.4385	1	43,713



Office of the State Treasurer
 Assets Under Management
 January 31, 2025

Account	Class Funding	Agency	Interest Rate	Days to Maturity	Market Value
7723623	72300	Seminole State College	3.4385	1	929,569
7725100	72500	Cameron University	3.4385	1	976,696
7730230	73000	East Central University	3.4385	1	6,915,194
7730830	73000	Department of Human Services	3.4385	1	290,645
7740605	74000	Regents for Higher Education	3.4385	1	2,922,797
7741241	74100	Redlands Community College	3.4385	1	3,541,802
7745605	74500	Regents for Higher Education	3.4385	1	1,118,143
7747470	74700	Murray State College	3.4385	1	1,074,335
7750350	75000	Oklahoma Historical Society	3.4385	1	385,737
7750531	75000	Rose State College	3.4385	1	14,899,468
7751485	75100	Northeastern State University	3.4385	1	14,694,790
7752485	75200	Northeastern State University	3.4385	1	3,282,316
7765665	76500	Southwestern Oklahoma State University	3.4385	1	1,511,318
7790470	79000	Murray State College	3.4385	1	1
7790490	79000	Northern Oklahoma College	3.4385	1	2
7805370	80500	OIFA	3.4385	1	116
7854740	85400	OCIA Endowed Chair Fund 2010	3.4385	1	5,301,783
7910467	91000	OSF Escrow Fund	3.4385	1	197,884
7920605	92000	Regents for Higher Education	3.4385	1	44,554,157

State Agency, Investable Base	3,303,889,812
ARP Investment	1,139,214,945
Ocia Legacy Fund	795,909,153
State of Oklahoma, Investable Base	12,626,821,663
Assets Under Management	17,865,835,573