

Treasurer Todd Russ



OKLAHOMA
State Treasurer

TREASURER'S INVESTMENTS

October 2024

Treasurer's Mission Statement

The mission of the Office of the State Treasurer is to serve the people of Oklahoma by providing sound banking and investment services, reuniting individuals and businesses with their unclaimed property, and promoting economic opportunities in a fiscally responsible and efficient manner while adhering to the highest professional and ethical standards.



OKLAHOMA State Treasurer Todd Russ

Investment Report

October 2024

PORTFOLIO PERFORMANCE, DIVERSIFICATION AND STRATEGY

October portfolio yielded **3.48%**, up from **2.88%** last year, with a weighted average maturity of 929 days.

Total assets under management of **\$16.7 billion**, up \$1.2 billion in comparison to October 2023.

Total portfolio contained **73.5% in U.S. Treasuries**, **3.5% in U.S. government agencies**, **13.5% in mortgage-backed securities**, **8.5% in money market mutual funds**, **0.2% in certificates of deposit**, and **0.8% in state bond issues and foreign bonds**, comprising the balance of funds invested.

"Total portfolio yields are lower than current yields due to the laddered structure of the investments over a three year average." **STATE TREASURER**

PORTFOLIO	UTILIZATION	INVESTMENT OPPORTUNITIES	DIVERSIFICATION
Seek safety, liquidity and return on investment, in that order	Laddered bond maturities and buy-and-hold	Market observation, maximizing income within investment parameters and stable interest rates	Sound strategy keeping with the state's statutory investment objectives

TOTAL FUNDS INVESTED Available market value investment funds, including State Treasurer investments at **\$12,660,806,681**. State Agency balances in OK Invest of **\$4,049,289,436**, for a total of **\$16,710,096,117**.

MARKET CONDITIONS Treasury yields were mixed in October. The 2-year and 10-year note yields rose 0.53% and 0.50% respectively to **4.17%** and **4.29%**. The 3-month treasury bill, which fell **0.08%** in the month to **4.55%**, is moving toward the 10-year note as the yield curve, a visual relationship of U.S. interest rates and the maturity dates of treasury securities, is undergoing a process of disinversion.

Indexes broadly declined in October alongside meager corporate earnings reports and weak future corporate guidance. Investors were broadly bearish ahead of the election as the market was injected with uncertainty of how policies like increased capital gains taxes or universal tariffs would affect markets.

At the November meeting the Federal Reserve approved a **0.25%** rate cut bringing the benchmark federal funds rate down to a range between **4.5%** and **4.75%**. The Federal Open Market Committee (FOMC) is cutting rates to achieve the dual mandate of maximum employment and price stability. From the outside, it appears that the Fed is making an effort to stay ahead of disinflation and safe from an economic recession. As of the publishing date of this report, the market is expecting a **57%** change of a **0.25%** rate cut at the FOMC's December meeting, according to the CME FedWatch tool.

	S&P	Dow	Nasdaq
For the month	0.06%	0.93%	1.03%
For the year	19.6%	10.8%	20.5%

Federal Open Market Committee (FOMC) is cutting rates to achieve the dual mandate of maximum employment and price stability. From the outside, it appears that the Fed is making an effort to stay ahead of disinflation and safe from an economic recession.

ECONOMIC DEVELOPMENTS In October the headline unemployment rate was unchanged at **4.1%**. However, non-farm payrolls rose the slowest since December 2020 adding just **12,000 jobs** to the economy. The August and September jobs reports were revised downward by a combined **112,000 jobs** per the U.S. Bureau of Labor Statistics. Economists will be on the lookout for revisions as this data was collected just after Helene and during the Milton hurricanes. Strikes, particularly in the transportation manufacturing industry, may have also had significant effects on this report. Despite the sour headline, the Federal Reserve saw more signs of a stabilizing labor market within it.

The federal reserve saw more signs of a stabilizing labor market.

The consumer price index (CPI) rose to **2.6%** for the year ending in October. Core CPI, which excludes volatile food and energy prices, increased **3.3%** over the same period. The Bureau of Labor Statistics reported that the rising cost of shelter accounted for over half of the change in CPI. Core personal consumption expenditures (PCE), the Fed's preferred measure of inflation increased **2.1%** over 12 months ending in September. The producer price index (PPI) increased **0.3%** in October after revising September up **0.2%**. Final demand services increased **0.3%** in October and over one-third of the rise can be attributed to a **3.6%** increase in prices for portfolio management.

The Bureau of Labor Statistics reported more than half of the change in CPI resulted from the rising cost of shelter.

Retail sales growth measured **0.4%** in October and was revised up to **0.8%** in September. For the year ended in October, retail sales were up **2.3%**. This month's growth came in above expectations of **0.3%** per The Wall Street Journal. The Census Bureau reports, "Nonstore retail sales were up **7.0%** from last year while food services and drinking places were up **4.3%** from October 2023". An increase of **1.6%** in auto sales drove much of this month's growth. The Associated Press reports, "though some of October's rise in retail sales reflected higher prices, it mainly indicated increased purchases".

The Associated Press reports though some of October's rise in retail sales reflected higher prices, it mainly indicated increased purchases.

In September, the National Association of Realtors reports existing home sales decreased **-1.0%** in August to a seasonally adjusted annual rate of **3.84 million homes**, down **3.5%** from last year. Total housing inventory increased to **1.39 million**, up **23.0%** from a year ago. The average 30-year fixed rate mortgage is **6.78%** down **0.66%** from a year ago. The median existing home sales price in September was **\$404,500** down **2.3%** from last month.

The National Association of Realtors reports existing home sales decreased -1.0% in August to a seasonally adjusted annual rate of 3.84 million homes, down 3.5% from last year.

In the third quarter of 2024 gross domestic product (GDP) growth was **2.8%**. Compared to second quarter GDP growth of **3.0%** (revised), Q3 saw slight drop in fixed investment and inventory growth. The Bureau of Economic Analysis reports, "compared to the second quarter, the deceleration in real GDP in the third quarter primarily reflected a downturn in private inventory investment and a larger decrease in residential fixed investment". The increase in consumer spending was led by prescription drugs and healthcare outpatient services.

The Bureau of Economic Analysis reports compared to the second quarter, the deceleration in real GDP in the third quarter primarily reflected a downturn in private inventory investment and a larger decrease in residential fixed investment.

COLLATERALIZATION All funds under the control of this office requiring collateralization were secured at rates ranging from 100% to 110%, depending on the type of investment.

Best regards,



TODD RUSS
STATE TREASURER

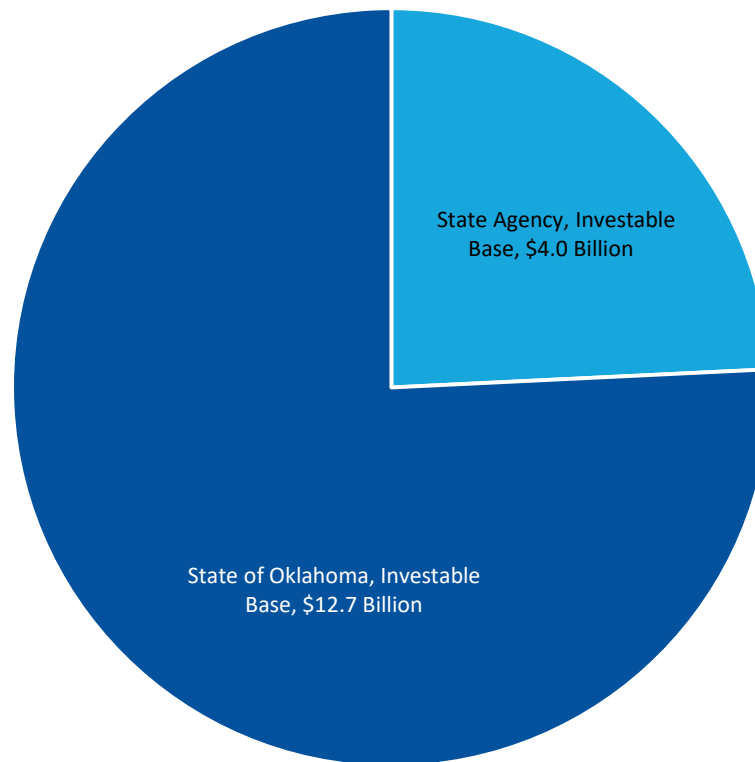
CC: The Honorable *Kevin Stitt*, Governor
The Honorable *Charles McCall*, Speaker of the House
The Honorable *Greg Treat*, President Pro Tempore
The Honorable *Gentner Drummond*, Attorney General
The Honorable *Cindy Byrd*, State Auditor and Inspector



OKLAHOMA
State Treasurer

Office of the State Treasurer
Distribution of Assets Under Management
October 31, 2024

\$16.7 Billion





Office of the State Treasurer
 Portfolio Composition
 October 31, 2024

Asset Category	Face Amount/ Shares	Market Value	Book Value	% of Portfolio	YTM @ Cost	Weighted Average Maturity
Certificate of Deposit	35,924,000	35,924,000	35,924,000	0.2	5.30%	46
Foreign Bonds	107,500,000	107,211,339	107,500,000	0.6	4.97%	565
Money Market - Mutual Funds	1,838,259,707	1,838,259,707	1,838,259,707	10.8	4.79%	1
State Bond Issues	30,000,000	30,000,000	30,000,000	0.2	5.77%	2,526
US Agency - MBS	2,463,722,083	2,197,295,443	2,476,618,535	14.5	1.88%	2,166
US Agency Bonds	535,000,000	524,271,042	532,412,767	3.1	2.28%	286
US Treasury Bonds / Notes	12,375,000,000	11,977,134,586	12,024,062,996	70.6	3.64%	847
Total / Average	17,385,405,790	16,710,096,117	17,044,778,005	100.0	3.48%	929

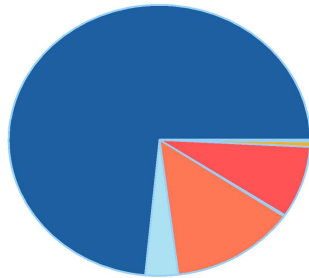


Office of the State Treasurer
 Distribution by Asset Category - Market Value
 Report Group: Monthly Investment Report

Begin Date: 9/30/2024, End Date: 10/31/2024

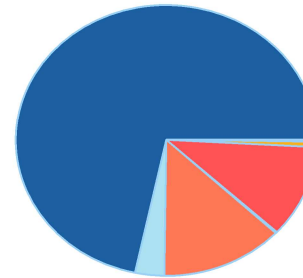
Asset Category	Market Value 9/30/2024	% of Portfolio 9/30/2024	Market Value 10/31/2024	% of Portfolio 10/31/2024
Certificate of Deposit	36,174,000	0.2	35,924,000	0.2
Foreign Bonds	107,627,102	0.6	107,211,339	0.6
Money Market - Mutual Funds	1,449,078,993	8.5	1,838,259,707	11.0
State Bond Issues	30,000,000	0.2	30,000,000	0.2
US Agency - MBS	2,291,433,158	13.5	2,197,295,443	13.2
US Agency Bonds	599,253,502	3.5	524,271,042	3.1
US Treasury Bonds / Notes	12,510,332,862	73.5	11,977,134,586	71.7
Total / Average	17,023,899,617	100.0	16,710,096,117	100.0

Portfolio Holdings as of 9/30/2024



- 0.21%-Certificate of...
- 0.63%-Foreign Bonds
- 8.51%-Money Market -...
- 0.18%-State Bond Iss...
- 13.46%-US Agency - M...
- 3.52%-US Agency Bond...
- 73.49%-US Treasury B...

Portfolio Holdings as of 10/31/2024



- 0.21%-Certificate of...
- 0.64%-Foreign Bonds
- 11%-Money Market - M...
- 0.18%-State Bond Iss...
- 13.15%-US Agency - M...
- 3.14%-US Agency Bond...
- 71.68%-US Treasury B...



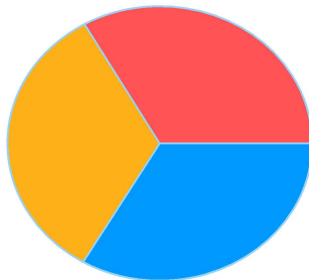
Office of the State Treasurer
 Distribution by Issuer - Market Value
 Report Group: Money Market*

Begin Date: 9/30/2024, End Date: 10/31/2024

Issuer Allocation

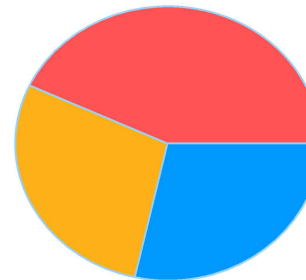
Issuer	Market Value 9/30/2024	% of Portfolio 9/30/2024	Market Value 10/31/2024	% of Portfolio 10/31/2024
AIM Invesco	483,744,574	33.4	523,328,610	28.5
Goldman Sachs	483,661,455	33.4	523,776,944	28.5
JPMorgan	481,631,862	33.2	791,110,138	43.0
Northern Trust	41,102	0.00	44,015	0.00
Total / Average	1,449,078,993	100.0	1,838,259,707	100.0

Portfolio Holdings as of 9/30/2024



- 33.38%-AIM Invesco
- 33.38%-Goldman Sachs
- 33.24%-JPMorgan
- 0%-Northern Trust

Portfolio Holdings as of 10/31/2024



- 28.47%-AIM Invesco
- 28.49%-Goldman Sachs
- 43.04%-JPMorgan
- 0%-Northern Trust

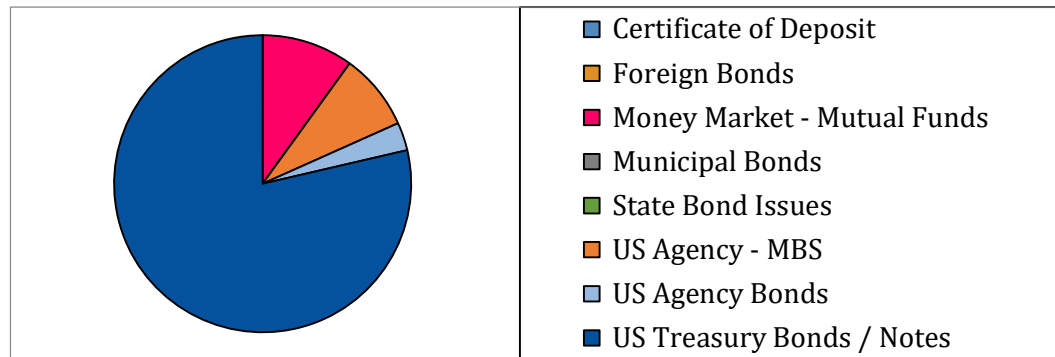
*Money market balances exclude funds from the American Rescue Plan Act (ARPA).



Office of the State Treasurer
 Earnings by Asset Category
 October 31, 2024

Asset Category	YTM @ Cost	Interest Earned Net of Amortization/ Accretion	Realized Gain/Loss	Total Earnings
Certificate of Deposit	5.30%	24,147	-	24,147
Foreign Bonds	4.97%	-	-	-
Money Market - Mutual Funds	4.79%	5,059,060	-	5,059,060
State Bond Issues	5.77%	-	-	-
US Agency - MBS	1.87%	4,386,281	(136,478)	4,249,803
US Agency Bonds	2.26%	1,546,137	-	1,546,137
US Treasury Bonds / Notes	3.64%	38,428,448	1,662,556	40,091,004
Link Deposit (not active)		-		-
Total or Average	3.48%	49,444,073	1,526,078	50,970,151

Total Earnings as of 10/31/2024





Office of the State Treasurer
Investment Activity
October 31, 2024

Description	CUSIP	Broker/ Dealer	Trade Date	Settlement Date	YTM @ Cost	Par	Principal	Price	Interest	Total
Buy										
NO BUY TRANSACTIONS										
						0	0			0
Matured										
FNMA 1.625 10/15/2024	3135G0W66	Wells Fargo	10/15/2024	10/15/2024	0.000	25,000,000	25,000,000	0.000	0	25,000,000
FNMA 1.625 10/15/2024	3135G0W66	Wells Fargo	10/15/2024	10/15/2024	0.000	25,000,000	25,000,000	0.000	0	25,000,000
FNMA 1.625 10/15/2024	3135G0W66	Wells Fargo	10/15/2024	10/15/2024	0.000	25,000,000	25,000,000	0.000	0	25,000,000
T-Note 1.5 10/31/2024	912828YM6	Bank of Oklahoma	10/31/2024	10/31/2024	0.000	25,000,000	25,000,000	0.000	0	25,000,000
T-Note 1.5 10/31/2024	912828YM6	UMB Bank	10/31/2024	10/31/2024	0.000	25,000,000	25,000,000	0.000	0	25,000,000
T-Note 1.5 10/31/2024	912828YM6	UMB Bank	10/31/2024	10/31/2024	0.000	25,000,000	25,000,000	0.000	0	25,000,000
T-Note 1.5 10/31/2024	912828YM6	Hilltop	10/31/2024	10/31/2024	0.000	25,000,000	25,000,000	0.000	0	25,000,000
T-Note 2.25 10/31/2024	9128283D0	UMB Bank	10/31/2024	10/31/2024	0.000	25,000,000	25,000,000	0.000	0	25,000,000
T-Note 2.25 10/31/2024	9128283D0	UMB Bank	10/31/2024	10/31/2024	0.000	25,000,000	25,000,000	0.000	0	25,000,000
						225,000,000	225,000,000			0
Sell										
T-Note 3.875 11/30/2027	91282CFZ9	Hilltop	10/30/2024	10/31/2024	0.000	25,000,000	24,847,656	0	404,969	25,252,626
T-Note 3.875 11/30/2027	91282CFZ9	BNY Mellon Capital Markets	10/30/2024	10/31/2024	0.000	25,000,000	24,843,750	0	404,969	25,248,719
T-Note 3.875 11/30/2027	91282CFZ9	BNY Mellon Capital Markets	10/30/2024	10/31/2024	0.000	25,000,000	24,843,750	0	404,969	25,248,719
T-Note 3.875 11/30/2027	91282CFZ9	Hilltop	10/30/2024	10/31/2024	0.000	25,000,000	24,847,656	0	404,969	25,252,626
T-Note 3.875 11/30/2027	91282CFZ9	BNY Mellon Capital Markets	10/30/2024	10/31/2024	0.000	25,000,000	24,843,750	0	404,969	25,248,719
T-Note 4.125 9/30/2027	91282CFM8	Hilltop	10/30/2024	10/31/2024	0.000	25,000,000	25,041,016	0	87,826	25,128,842
T-Note 4.125 9/30/2027	91282CFM8	Hilltop	10/30/2024	10/31/2024	0.000	25,000,000	25,041,016	0	87,826	25,128,842
T-Note 4.125 9/30/2027	91282CFM8	Hilltop	10/30/2024	10/31/2024	0.000	25,000,000	25,041,016	0	87,826	25,128,842
T-Note 4.125 9/30/2027	91282CFM8	RBC	10/30/2024	10/31/2024	0.000	25,000,000	25,033,203	0	87,826	25,121,029
T-Note 4.125 9/30/2027	91282CFM8	RBC	10/30/2024	10/31/2024	0.000	25,000,000	25,033,203	0	87,826	25,121,029
						250,000,000	249,416,016			2,463,977
Net Change in Investments (Buy & Matured/Sell)						-475,000,000	-474,416,016			-2,463,977
										-476,879,993



Office of the State Treasurer
 Transactions by Security Type
 October 31, 2024

Description	CUSIP	Action	Settlement Date	Maturity Date	YTM @ Cost	Par	Principal	Price	Interest	Total
US Treasury Bonds and Notes										
NO BUY TRANSACTIONS										
						0	0		0	0
					Certificates of Deposits		1,250,000			
					Total		1,250,000			



Office of the State Treasurer
 Transactions by Broker
 October 31, 2024

Description	CUSIP	Action	Asset Category	Settlement Date	Maturity Date	YTM @ Cost	Par	Principal	Price	Interest	Total
NO BUY TRANSACTIONS											
							0	0		0	0.00
							0	0		0	0.00
							Total Securities				0.00



Office of the State Treasurer
 Comparison of Actual Earnings to Estimated Earnings
 October 31, 2024

Fiscal Year to Date

Asset Category	Revenues Actual	Revenues Estimate	Variance	Percent	Investable Base Actual	Investable Base - Est.	Variance	Percent
Certificates of Deposit	497,612	533,333	-35,721	-6.70%	27,203,027	32,000,000	(4,796,973)	-14.99%
Foreign Bonds	0	1,766,667	-1,766,667	-100.00%	81,184,526	37,000,000	44,184,526	119.42%
Money Market Mutual Funds	14,418,770	15,666,667	-1,247,897	-7.97%	1,392,000,551	1,000,000,000	392,000,551	39.20%
State of OK Bonds	432,500	433,333	-833	-0.19%	30,000,000	30,000,000	0	0.00%
US Agency - MBS	13,100,423	13,666,667	-566,243	-4.14%	1,663,876,141	2,000,000,000	(336,123,859)	-16.81%
US Agency Bonds	6,558,921	4,833,333	1,725,587	35.70%	396,998,083	1,500,000,000	(1,103,001,917)	-73.53%
US Treasury Bonds / Notes	107,180,616	79,766,667	27,413,949	34.37%	9,069,544,353	7,401,000,000	1,668,544,353	22.54%
Total or Average	142,188,842	116,666,667	25,522,175	21.88%	12,660,806,681	12,000,000,000	660,806,681	5.51%

The Treasurer had revised the estimated earnings to the Board of Equalization for Fiscal Year 2025. The amount estimated was \$350,000,000. Year-to-date actual earnings are recorded on a accrual basis of accounting.



Office of the State Treasurer
Comparison of Actual Earnings to Estimated Earnings
October 31, 2024

The following page presents market rates of return on the Securities portion of the General Account and the State's aggregated State Agency Accounts. These figures, which are dollar-weighted and time-weighted where appropriate, are calculated using the percentage change in market value (inclusive of accrued income) from the end of the prior month to the end of the reporting month.

To ensure the integrity of data, this information is provided by the Treasurer's custodian bank acting in its capacity as an external third party. As such, performance measurement is presently confined to those investments which are held with the custodian bank Northern Trust Company.

Benchmark data is also provided on the following page.



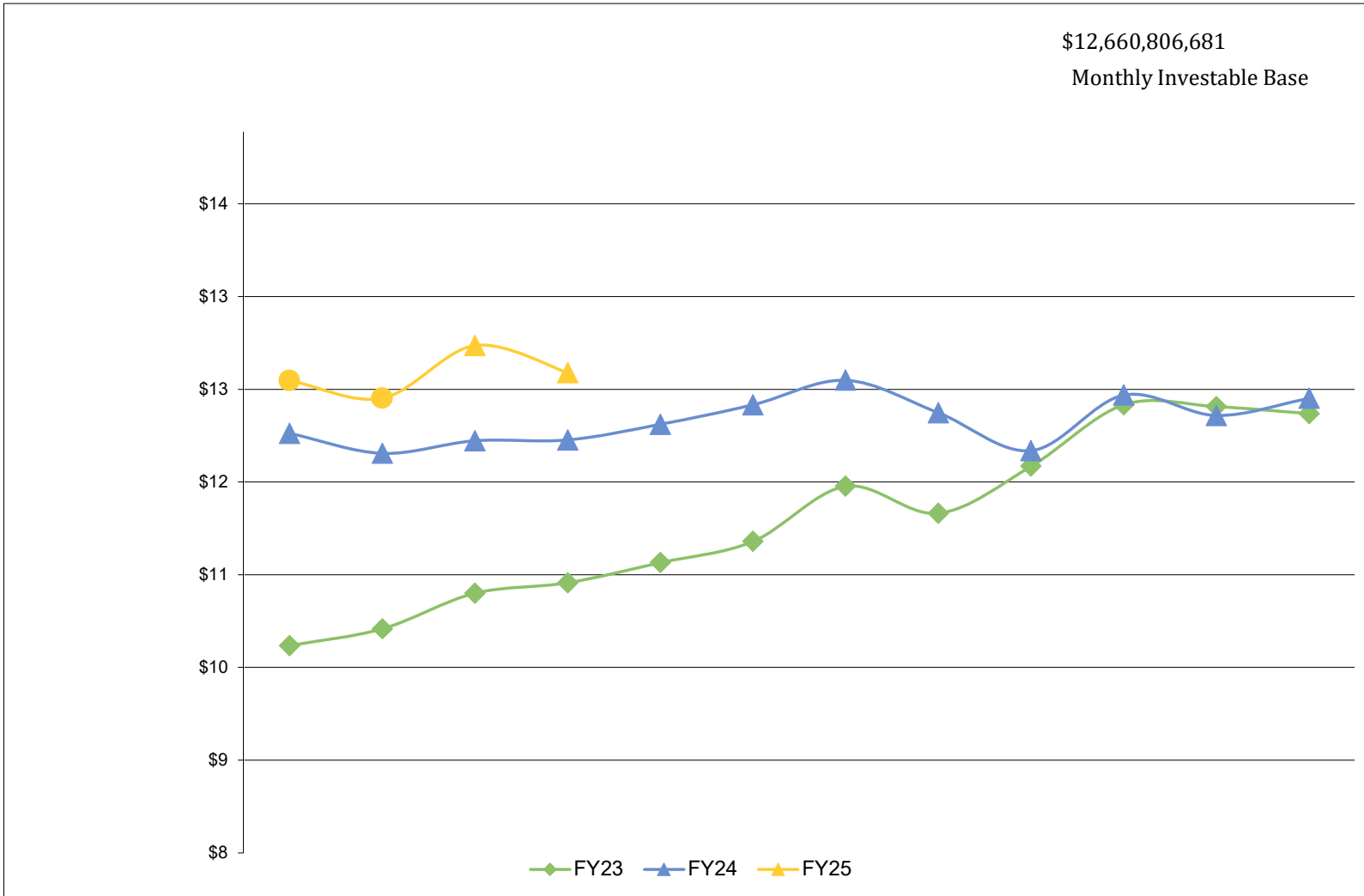
Office of the State Treasurer
Performance Comparison
October 31, 2024

	Current Month	Fiscal Year-to-Date
Securities, General Revenue Account	-0.96%	10.69%
Securities, Agency Directed Langston University	-0.76%	5.48%
Benchmark Merrill Lynch, US 1 Year T-Bill	0.07%	2.07%

Analysis by Northern Trust Company
Represents dollar-weighted and time-weighted rates of return



Office of the State Treasurer
General Revenue Fund, 36 Month Investable Base (Billions)
October 31, 2024





Office of the State Treasurer
 Banking, Custody, and other Fees
 October 31, 2024

Depository Bank	Tax ID Number	City	State	Amount
BancFirst	73-1332918	OKC	Oklahoma	90
Central National Bank	73-0177591	Alva	Oklahoma	1
Federal Reserve Bank	44-0545874	Kansas City	Kansas	1,581
First Bank & Trust	73-0541333	Broken Bow	Oklahoma	14
Intrust Bank	48-0477525	Wichita	Kansas	176
JP Morgan/Chase, Okla., NA	73-0777610	OKC	Oklahoma	41,464
The Bank N.A.	73-0344910	McAlester	Oklahoma	5
Total				43,331

Money Market Mutual Funds

The State Treasurer participates in the following money market mutual funds. The funds managers are compensated for certain operating expenses by deducting a fee from the gross interest earnings.

Fund Manager	Tax ID	Annualized fee	Amount
Invesco	76-0574220	0.180%	78,247
JPMorgan Securities	23-2694160	0.180%	118,411
Goldman Sachs	06-1287410	0.110%	47,860
BOSC Inc	73-1275307	0.070%	30,456

Note: Pursuant to Oklahoma State Statute Title 62, Section 89.7, all known fees are to be reported. The money market mutual fund fees reported are shown at the contracted rate.

Securities Lending Program

The State Treasurer participates in a securities lending program with Deutsche Bank acting as lending agent. Deutsche Bank retains 15% of the revenues generated as compensation for services, their share for the month(lag 1 month) was \$ 87,576. Pursuant to Oklahoma State Statute Title 62 Section 90, the State Treasurer retains the first \$450,000 of security lending revenue in a revolving fund. These funds are used to pay custody and other banking fees. Any revenue not needed for this purpose is deposited to the General Fund.

Northern Trust Custody Fees

Pursuant to custodial contract with Northern Trust Company, custody fees are paid quarterly. Fees to be paid to Northern Trust Company for first quarter FY2025 is 16,250.



OKLAHOMA
State Treasurer

AGENCY-DIRECTED INVESTMENTS

October 2024

Treasurer's Mission Statement

The mission of the Office of the State Treasurer is to serve the people of Oklahoma by providing sound banking and investment services, reuniting individuals and businesses with their unclaimed property, and promoting economic opportunities in a fiscally responsible and efficient manner while adhering to the highest professional and ethical standards.



Office of the State Treasurer
 Agency Directed Investments
 October 31, 2024

Issuer	Face Amount/Shares	Market Value	Book Value	% of Portfolio
ARPA Funding				
JPMorgan MM	1,182,645,950	1,182,645,950	1,182,645,950	100%
Total, ARPA Funding	1,182,645,950	1,182,645,950	1,182,645,950	100%
Langston - Agency Directed				
Fundamental Investors Inc A	16,499	1,404,047	371,159	33%
Investment Co of America A	16,849	1,017,654	371,249	33%
Washington Mutual Fund A	17,404	1,107,277	371,269	34%
Northern Trust - Agency Fund	3,688	3,688	3,688	0%
Total / Average	54,440	3,532,666	1,117,365	100%
Report Total	1,182,700,390	1,186,178,616	1,183,763,315	



Office of the State Treasurer
State Agency Directed by Broker
October 31, 2024

Broker

Tax ID

Purchases at Cost

Sales at Cost

No activity



Office of the State Treasurer
State Agency Directed by Security Type
October 31, 2024

Broker

Tax ID

Purchases at Cost

Sales at Cost

No activity



Office of the State Treasurer
 Assets Under Management
 October 31, 2024

Account	Class Funding	Agency	Interest Rate	Days to Maturity	Market Value
2109002	8090B	OMES- Risk Mgmt Revolving Fund ASA	3.4275	1	77,928,160
2118506	8185F	Corportation Commission	3.4275	1	24,145,053
2137001	8370A	OIFA	3.4275	1	8,715,051
2138503	8385C	Oklahoma Insurance Department	3.4275	1	2,905,024
2139101	8391A	Multiple Injury Trust Fund	3.4275	1	25,950,982
2141001	8410A	Commissioners of the Land Office	3.4275	1	148,221,851
2142001	8420A	Langston University	3.4275	1	10,275,668
2143500	79901	Oklahoma Lottery Commission	3.4275	1	17,015,801
2143501	8435A	Oklahoma Lottery Commission	3.4275	1	8,977,786
2147704	8477D	Oklahoma Bureau of Narcotics	3.4275	1	17,252,975
2151500	79901	OPERS	3.4275	1	886,841
2151501	8515A	OPERS	3.4275	1	223,101
2151502	8515B	OPERS	3.4275	1	72,965
2151503	8515C	OPERS	3.4275	1	90,038
2151504	8515D	OPERS	3.4275	1	2,008,758
2151505	8515E	OPERS	3.4275	1	42,983
2151506	8515F	OPERS	3.4275	1	30,211
2151507	8515G	OPERS	3.4275	1	81,164
2151508	8515H	OPERS	3.4275	1	39,017
2153001	8530A	Panhandle State University	3.4275	1	1,521,911
2155701	8557A	OK Police Pension	3.4275	1	13,124,477
2169502	8695B	Tax Commission	3.4275	1	447,239,418
2169505	8695E	Tax Commission	3.4275	1	13,393
2169520	8695T	Tax Commission	3.4275	1	(722,819)
2169521	8695U	Tax Commission	3.4275	1	94,389,272
2174007	8740G	State Treasurer	3.4275	1	797,677
2183006	8830F	DHS - CSED	3.4275	1	7,681,830
7200039	20000	Oklahoma Boll Weevil Eradication	3.4275	1	3,854,828
7200131	79901	Department of Corrections	3.4275	1	7,781,683
7200320	20000	Department of Wildlife	3.4275	1	4,719,228
7200359	20000	OERB	3.4275	1	10,103,078
7200370	20000	OIFA	3.4275	1	1,458,132
7200391	20000	Multiple Injury Trust Fund	3.4275	1	108,532
7200410	20000	Commissioners of the Land Office	3.4275	1	1,992,518
7200435	20000	Oklahoma Lottery Commission	3.4275	1	14,499,866
7200515	20000	OPERS	3.4275	1	43,300
7200588	20000	Real Estate Commission	3.4275	1	3,987,179
7200830	20000	Department of Human Services	3.4275	1	121,765
7201825	20100	University Hospitals Authority	3.4275	1	7,362,400
7205090	20500	OMES Risk Management Division/DSC	3.4275	1	57,778,677
7205131	79901	Department of Corrections	3.4275	1	1,132,734
7205204	20500	JM Davis Arms & Historical Museum	3.4275	1	21,012

Interest rate is net of 1.25 bp management fee



Office of the State Treasurer
 Assets Under Management
 October 31, 2024

Account	Class Funding	Agency	Interest Rate	Days to Maturity	Market Value
7205320	20500	Department of Wildlife	3.4275	1	1,390,882
7205359	20500	Sustaining OK Energy Resources	3.4275	1	7,867,131
7205515	20500	OPERS	3.4275	1	504,945
7205563	20500	OK Bd for Private Vocational Schools	3.4275	1	389,059
7205630	20500	Oklahoma Department of Securities	3.4275	1	1,554,389
7205807	20500	Oklahoma Health Care Authority	3.4275	1	12,013,127
7210270	21000	State Election Board	3.4275	1	1,279,682
7210320	21000	Department of Wildlife	3.4275	1	6,081,172
7210350	21000	Oklahoma Historical Society	3.4275	1	31
7210400	21000	Office of Juvenile Affairs	3.4275	1	2,438
7210410	21000	Commissioners of the Land Office	3.4275	1	5,813,279
7210515	21000	OPERS	3.4275	1	784,238
7210570	21000	State Board of Licensure for Professional Engineers & Land	3.4275	1	288,749
7210588	21000	Real Estate Commission	3.4275	1	510,578
7215270	21500	State of Oklahoma Election Board - HAVA	3.4275	1	8,191,929
7215320	21500	Department of Wildlife	3.4275	1	4,827,568
7215566	21500	Tourism & Recreation Department	3.4275	1	4,554,997
7215585	21500	Department of Public Safety	3.4275	1	2,534,370
7215670	21500	JD McCarty Center	3.4275	1	887,118
7215825	215000	University Hospitals Authority	3.4275	1	1,908,468
7216805	21600	Department of Rehabilitation Services	3.4275	1	1,097,371
7220320	22000	Dept of Wildlife Conservation	3.4275	1	3,228,682
7220570	22000	OSB of Licensure for Professional Engineers and Land Surv	3.4275	1	288,359
7220585	22000	Department of Public Safety	3.4275	1	5,143,249
7220830	22000	Department of Human Services	3.4275	1	10,502
7225040	22500	Department of Agriculture	3.4275	1	97,352
7225830	22500	Department of Human Services	3.4275	1	4,584,003
7230220	23000	Oklahoma Crime Victims Compensation	3.4275	1	3,866,759
7230345	23000	Department of Transportation	3.4275	1	7,218,480
7230695	23000	Tax Commission	3.4275	1	1,726,995
7230807	23000	Health Care Authority	3.4275	1	451,760
7235605	23500	Regents for Higher Education	3.4275	1	6,220,929
7240807	24000	Health Care Authority	3.4275	1	18,664,251
7240830	24000	Oklahoma Human Services	3.4275	1	9,660,933
7244090	24400	OMES Dept of Central Services	3.4275	1	816,420
7245807	24500	Health Care Authority	3.4275	1	2,062,831
7252090	25200	Department of Central Services	3.4275	1	75,566
7255090	25500	Department of Central Services	3.4275	1	2,008,721
7255585	25500	Oklahoma Dept of Public Safety	3.4275	1	216,770
7260090	26000	OMES Risk Management Division	3.4275	1	6,324,800
7265090	26500	OMES- Risk Mgmt	3.4275	1	291,750
7275740	27500	OST - SEED	3.4275	1	1,523
7280090	28000	OMES DCS Property Distribution	3.4275	1	696,721

Interest rate is net of 1.25 bp management fee



Office of the State Treasurer
 Assets Under Management
 October 31, 2024

Account	Class Funding	Agency	Interest Rate	Days to Maturity	Market Value
7280131	79901	Department of Corrections	3.4275	1	11,734,594
7280345	28000	Department of Transportation	3.4275	1	690,925
7285345	28500	Department of Transportation	3.4275	1	172,301,019
7295090	27000	Emergency & Transportation	3.4275	1	10,514,627
7296150	29600	University of Science & Arts	3.4275	1	0
7303000	30300	Tobacco Litigation Escrow Fund	3.4275	1	32,285
7360566	36000	Tourism & Recreation Department	3.4275	1	6,366,196
7403292	40300	Oklahoma Department of Environmental Quality	3.4275	1	1,025,808
7405220	40500	District Attorneys Council	3.4275	1	6,658,109
7409105	40900	OCIA - NACEA Revenue Series 2018B	3.4275	1	1,036
7411105	41100	OCIA - Capitol Repair Revenue Series 2018C	3.4275	1	4,297
7412105	41200	OCIA	3.4275	1	1,280,053
7416000	41600	OSF - Oil Overcharge	3.4275	1	313,745
7416105	41600	OCIA - DOC Revenue Series 2018D	3.4275	1	367,366
7416160	41600	Department of Commerce	3.4275	1	3,300,731
7424105	42400	OCIA - Revenue Series 2019A	3.4275	1	36,013
7426000	42600	OSF - Oil Overcharge	3.4275	1	2,621,502
7426160	42600	Department of Commerce	3.4275	1	17,604,768
7428105	42800	OCIA Endowed Chairs Fund	3.4275	1	976,281
7430010	43000	Oklahoma State University	3.4275	1	2,999,425
7430011	43000	Oklahoma State University	3.4275	1	3,055,550
7430012	43000	Oklahoma State University	3.4275	1	3,825,292
7430013	43000	Oklahoma State University	3.4275	1	3,265,507
7430014	43000	Oklahoma State University	3.4275	1	3,058,977
7430015	43000	Oklahoma State University	3.4275	1	3,045,878
7430016	43000	Oklahoma State University	3.4275	1	101,921
7430100	43000	Cameron University	3.4275	1	1,206,066
7430420	43000	Langston University	3.4275	1	510,651
7430461	43000	Rogers State College	3.4275	1	1,291,947
7430505	43000	Northwestern Oklahoma State University	3.4275	1	450,146
7430530	43000	Panhandle State University	3.4275	1	14,231
7430665	43000	Southwestern Oklahoma State University	3.4275	1	2,226,323
7430760	43000	University of Oklahoma	3.4275	1	40,555,849
7430770	43000	OUHSC	3.4275	1	100,911,766
7430773	43000	Oklahoma State University	3.4275	1	3,670,350
7434105	43400	OCIA	3.4275	1	0
7436000	43600	OSF - Oil Overcharge	3.4275	1	2,875
7436105	43600	OCIA	3.4275	1	229,210
7438105	43800	OCIA	3.4275	1	3,789
7439105	43900	OCIA Series 2020A Rev Fund	3.4275	1	2,186,307
7443105	44300	OCIA	3.4275	1	407,150
7444105	44400	OCIA 2017C Series	3.4275	1	885
7444835	44400	Water Resources Board	3.4275	1	7,134,816

Interest rate is net of 1.25 bp management fee



Office of the State Treasurer
 Assets Under Management
 October 31, 2024

Account	Class Funding	Agency	Interest Rate	Days to Maturity	Market Value
7445105	44500	OCIA - 2017B Capitol Repair 2 Revenue	3.4275	1	7,861
7445835	44500	Water Resources Board	3.4275	1	7,242,933
7447105	44700	2017A Revenue Fund	3.4275	1	251,445
7450105	45000	OCIA Series 2020B	3.4275	1	841,721
7452105	45200	OCIA Series 2020D	3.4275	1	1,385
7453105	45300	OCIA Series 2020D	3.4275	1	1,246,237
7454105	45400	OCIA Series 2020E	3.4275	1	3,917
7455105	45500	OCIA	3.4275	1	3,462
7455160	45500	Department of Commerce	3.4275	1	141,444
7458105	45800	OCIA Series 2020C	3.4275	1	468,249
7459105	45900	OCIA Endowed Chairs 2021	3.4275	1	852,909
7460100	46000	Cameron University	3.4275	1	43,374
7461105	46100	OCIA (TIFIA/ODOT 2022)	3.4275	1	200,712
7463105	46300	OCIA (Conservation-2022A)	3.4275	1	18,564,761
7464105	46400	OCIA	3.4275	1	18,201
7465105	46500	OCIA (Conservation-2022A)	3.4275	1	105,382
7466105	46600	OCIA (National Guard Museum 2022B)	3.4275	1	36,320,724
7467105	46700	OCIA (National Guard Museum 2022B)	3.4275	1	4,469
7468105	46800	OCIA ODVA-2022C	3.4275	1	29,397,696
7469105	46900	OCIA ODVA-2022C	3.4275	1	2,022
7471835	47100	Water Resources Board	3.4275	1	2,992,559
7472835	47200	Water Resources Board	3.4275	1	120,790,932
7473835	47300	Water Resources Board	3.4275	1	60,710,837
7475750	47500	Tulsa Community College	3.4275	1	6,451
7475770	47500	OUHSC	3.4275	1	80,238,145
7476760	47600	University of Oklahoma	3.4275	1	150,181,873
7480105	48000	OCIA	3.4275	1	224,535
7481105	48100	OCIA	3.4275	1	784,686,377
7487010	48700	OKLAHOMA STATE UNIVERSITY	3.4275	1	4,963,023
7488010	48800	OKLAHOMA STATE UNIVERSITY	3.4275	1	42,869
7490010	49000	Oklahoma State University	3.4275	1	51,378
7490013	49000	Oklahoma State University	3.4275	1	23,305
7490015	49000	Oklahoma State University	3.4275	1	1,489
7490270	49000	Oklahoma State Election Board	3.4275	1	19
7490760	49000	University of Oklahoma	3.4275	1	78
7490773	49000	Oklahoma State University	3.4275	1	60,317
7491220	49100	District Attorneys Council	3.4275	1	25,237
7493105	49300	OCIA 2024A	3.4275	1	4,138,488
7494105	49400	OCIA 2024B	3.4275	1	539,807
7497085	49700	Broadband	3.4275	1	31,362,922
7497835	49700	Water Resources Board	3.4275	1	10,890,325
7513410	8410A	Commissioners of the Land Office	3.4275	1	14
7514410	8410A	Commissioners of the Land Office	3.4275	1	255,266

Interest rate is net of 1.25 bp management fee



Office of the State Treasurer
 Assets Under Management
 October 31, 2024

Account	Class Funding	Agency	Interest Rate	Days to Maturity	Market Value
7515410	8410A	Commissioners of the Land Office	3.4275	1	4,853,899
7600010	60000	Oklahoma State University	3.4275	1	8,153,548
7600100	60000	Cameron University	3.4275	1	1,189,605
7600120	60000	University of Central Oklahoma	3.4275	1	4,958,432
7600150	60000	University of Science & Arts	3.4275	1	25,688
7600230	60000	East Central University	3.4275	1	2,027,006
7600420	60000	Langston University	3.4275	1	2,277,838
7600485	60000	Northeastern State University	3.4275	1	1,518,288
7600490	60000	Northern Oklahoma College	3.4275	1	662,788
7600505	60000	Northwestern Oklahoma State University	3.4275	1	1,521,915
7600530	60000	Panhandle State University	3.4275	1	263,861
7600660	60000	Southeastern Oklahoma State University	3.4275	1	295,122
7600665	60000	Southwestern Oklahoma State University	3.4275	1	4,191,798
7600760	60000	University of Oklahoma	3.4275	1	4,539,204
7650010	65000	Oklahoma State University	3.4275	1	2,950,606
7650100	65000	Cameron University	3.4275	1	781,673
7650120	65000	University of Central Oklahoma	3.4275	1	3,042,317
7650150	65000	University of Science & Arts	3.4275	1	308,566
7650230	65000	East Central University	3.4275	1	1,018,774
7650420	65000	Langston University	3.4275	1	1,627,600
7650485	65000	Northeastern State University	3.4275	1	578,136
7650490	65000	Northern Oklahoma College	3.4275	1	3,404,682
7650505	65000	Northwestern Oklahoma State University	3.4275	1	821,162
7650530	65000	Panhandle State University	3.4275	1	225,572
7650660	65000	Southeastern Oklahoma State University	3.4275	1	501,368
7650665	65000	Southwestern Oklahoma State University	3.4275	1	1,235,753
7650760	65000	University of Oklahoma	3.4275	1	2,938,992
7700040	70000	Department of Agriculture	3.4275	1	11,819,576
7700041	70000	Western Oklahoma State College	3.4275	1	120,507
7700131	79901	Department of Corrections	3.4275	1	27,687,177
7700240	70000	Eastern Oklahoma State College	3.4275	1	946,100
7700340	40000	State Health Department	3.4275	1	1,058,443
7700461	70000	Rogers State College	3.4275	1	11,922,027
7700490	70000	Northern Oklahoma College	3.4275	1	4,880,730
7700606	70000	Ardmore Higher Education Center	3.4275	1	0
7700633	70000	Oklahoma City Community College	3.4275	1	10,198,844
7700660	70000	Southeastern Oklahoma State University	3.4275	1	6,348,291
7700760	70000	University of Oklahoma	3.4275	1	202,321,096
7700830	70000	Department of Human Services	3.4275	1	876,766
7701010	70100	Oklahoma State University	3.4275	1	17,759,194
7701150	70100	University of Science & Arts	3.4275	1	1,667,454
7701165	70100	Connors State College	3.4275	1	774,225
7701400	70100	Office of Juvenile Affairs	3.4275	1	5,596

Interest rate is net of 1.25 bp management fee



Office of the State Treasurer
 Assets Under Management
 October 31, 2024

Account	Class Funding	Agency	Interest Rate	Days to Maturity	Market Value
7701480	70100	Northeasten Oklahoma A&M College	3.4275	1	61,091
7701530	70100	Panhandle State University	3.4275	1	83,046
7701605	70100	Regents for Higher Education	3.4275	1	35,500,192
7701650	70100	Department of Veteran Affairs	3.4275	1	647,251
7701770	70100	OUHSC	3.4275	1	403,382,570
7701805	70100	Department of Rehabilitation Services	3.4275	1	226,210
7701865	70100	OK Workers' Comp Commission	3.4275	1	5,428,373
7702120	70200	University of Central Oklahoma	3.4275	1	9,348,233
7702650	70200	Department of Veteran Affairs	3.4275	1	564,085
7703650	70300	Department of Veteran Affairs	3.4275	1	510,492
7704120	70400	University of Central Oklahoma	3.4275	1	797,239
7704650	70400	Department of Veteran Affairs	3.4275	1	1,103,195
7704865	70400	OK Workers' Comp Commission	3.4275	1	48,638
7705505	70500	Northwestern Oklahoma State University	3.4275	1	2,501,793
7705650	70500	Department of Veteran Affairs	3.4275	1	1,667,731
7705675	70500	Self Insurance Guaranty Fund	3.4275	1	2,373,460
7705865	70500	OK Workers' Comp Commission	3.4275	1	45,985
7706452	70600	Community Mental Health Center Rep Payee Account	3.4275	1	9,036
7706650	70600	Department of Veteran Affairs	3.4275	1	80,016
7706750	70600	Tulsa Community College	3.4275	1	5,227,670
7706865	70600	OK Workers' Comp Commission	3.4275	1	188,876
7707452	70700	Central Oklahoma CMHC Rep Payee Account	3.4275	1	76,461
7707585	70700	Department of Public Safety	3.4275	1	8,698,154
7707605	70700	Regents for Higher Education	3.4275	1	6,135,403
7707650	70700	Department of Veteran Affairs	3.4275	1	534,389
7707865	70700	OK Workers' Comp Commission	3.4275	1	260,069
7708108	70800	Carl Albert State College	3.4275	1	8,067,778
7708605	70800	Regents for Higher Education	3.4275	1	154,609
7709605	70900	Regents for Higher Education	3.4275	1	8,785,038
7710350	71000	Oklahoma Historical Society	3.4275	1	1,401,273
7710452	71000	Oklahoma Department of Mental Health	3.4275	1	1,601,212
7710605	71000	Regents for Higher Education	3.4275	1	3,457,850
7711185	8740G	Corporation Commission	3.4275	1	69,456,226
7711420	71100	Langston University	3.4275	1	857,718
7711452	71100	Griffin Memorial Hospital Rep Payee	3.4275	1	34,617
7711605	71100	Regents for Higher Education	3.4275	1	800,257
7712605	71200	Regents for Higher Education	3.4275	1	120,776
7713605	71300	Regents for Higher Education	3.4275	1	61,541,581
7714452	71400	Northwest Center for Behavioral Health	3.4275	1	65,097
7714605	71400	Regents for Higher Education	3.4275	1	17,770,822
7715605	71500	Regents for Higher Education	3.4275	1	1,762,528
7718605	71800	Regents for Higher Education	3.4275	1	13,417,250
7719605	71900	Regents for Higher Education	3.4275	1	43,179

Interest rate is net of 1.25 bp management fee



Office of the State Treasurer
 Assets Under Management
 October 31, 2024

Account	Class Funding	Agency	Interest Rate	Days to Maturity	Market Value
7723623	72300	Seminole State College	3.4275	1	1,044,351
7725100	72500	Cameron University	3.4275	1	886,790
7730230	73000	East Central University	3.4275	1	9,077,090
7730830	73000	Department of Human Services	3.4275	1	291,742
7740605	74000	Regents for Higher Education	3.4275	1	2,759,522
7741241	74100	Redlands Community College	3.4275	1	3,485,496
7745605	74500	Regents for Higher Education	3.4275	1	2,095,547
7747470	74700	Murray State College	3.4275	1	1,312,984
7750350	75000	Oklahoma Historical Society	3.4275	1	381,383
7750531	75000	Rose State College	3.4275	1	14,954,787
7751485	75100	Northeastern State University	3.4275	1	11,045,441
7752485	75200	Northeastern State University	3.4275	1	3,389,629
7765665	76500	Southwestern Oklahoma State University	3.4275	1	2,944,480
7790041	79000	Western Oklahoma State College	3.4275	1	0
7790470	79000	Murray State College	3.4275	1	1
7790490	79000	Northern Oklahoma College	3.4275	1	2
7805370	80500	OIFA	3.4275	1	115
7854740	85400	OCIA Endowed Chair Fund 2010	3.4275	1	3,954,159
7910467	91000	OSF Escrow Fund	3.4275	1	196,184
7920605	92000	Regents for Higher Education	3.4275	1	38,430,224
State Agency, Investable Base					4,049,289,436
State of Oklahoma, Investable Base					12,660,806,681
Assets Under Management					16,710,096,117