

Treasurer Todd Russ



OKLAHOMA
State Treasurer

TREASURER'S INVESTMENTS

September 2023

Treasurer's Mission Statement

The mission of the
Office of the State Treasurer
is to serve the people
of Oklahoma by
providing sound banking and
investment services, reuniting
individuals and businesses with their
unclaimed property, and
promoting economic opportunities
in a fiscally responsible
and efficient manner while adhering to the
highest professional and ethical standards.



OKLAHOMA State Treasurer Todd Russ



September Investment Report

The Office of the State Treasurer is pleased to issue the monthly investment performance report. This report is an important part of my office and commitment to disclose our economic environment and portfolio results.

Portfolio Performance, Diversification, and Strategy

September portfolio yielded 2.82% with a weighted average maturity of 983 days.

Total portfolio market value of \$15.4 billion, up \$1.8 billion in comparison to September 2022.

Total portfolio contained 61% in U.S. Treasurys, 12% in U.S. government agencies, 18% in mortgage-backed securities, 8% money market mutual funds and 0.5% certificates of deposit.

State bond issues and foreign bonds totaled 0.5%, comprising the balance of funds invested.

PORTFOLIO	UTILIZATION	INVESTMENT OPPORTUNITIES	DIVERSIFICATION
Seek safety, liquidity and return on investment, in that order	Laddered bond maturities and buy-and-hold	Market observation, maximizing income within investment parameters and rising interest rates	Sound strategy keeping with the state's statutory investment objectives

Market Conditions

The 10-year treasury benchmark closed the month at 4.57%, reaching a new 15-year high in September. The 2-year and 30-year treasuries also reflected gains coming in at 5.05% and 4.40%, respectively.

The fear of a potential government shutdown concerned investors and contributed to the stock market's worst month of the year. All three indexes were in the red for September with the S&P, Dow and Nasdaq earning -4.87%, -3.50% and -5.81%, respectively. On an annualized basis, returns improved with the S&P up 11.7%, the Dow up 1.1% and the Nasdaq gaining 26.3%.

	S&P	Dow	Nasdaq
For the month	-4.87%	-3.50%	-5.81%
Year-to-date	11.7%	1.1%	26.3%

The Federal Reserve met on September 20 and decided to maintain the target range for the federal funds rate at 5.25% to 5.50%. Interest rates have been raised by the Fed at 11 of their past 13 meetings, with the last increase in July. The Wall Street Journal noted the "shift toward a more balanced bias on rates is driven by data showing easing inflation and a less overheated labor market. In addition, the unusually rapid rate increases implemented over the past 1 ½ years are expected to continue crimping demand in coming months."

Economic Developments

The unemployment rate jumped from 3.5% to 3.8% in August. The Bureau of Labor Statistics reported that unemployment rates were higher in 10 states. The payroll figure for the month was 187,000 added jobs.

According to Trading Economics, "It was the third consecutive month with job gains falling below the 200,000 threshold, indicating a gradual easing of labor market conditions."

The Consumer Price Index (CPI) gained 0.6% in August and the core CPI was at 0.3%. More than half of the increase was attributed to a rise in gasoline prices. On an annual basis, CPI came in at 3.7% and core CPI was 4.3%. The Producer Price Index (PPI) was higher than expected at 0.7%. This was the largest single month increase since June 2022. The significant increase in energy prices was the primary reason for the increase in PPI.

Retail sales continued to surprise rising 0.6% in August. The gain during the month was attributed to an increase in gasoline prices and elevating receipts at service stations. On a year-over-year basis, retail sales increased 2.5%. Core retail sales, which exclude automobiles, gasoline, building materials and food services, rose 0.1% for the month. Meanwhile, core retail sales for July were downwardly revised to 0.7% from the previously reported 1.0%.

As reported by Reuters, “Though spending remains supported by higher wages from the tight labor market, the outlook is darkening. Excess savings accumulated during the COVID-19 pandemic continue to be run down. Credit card balances have risen sharply, with delinquencies at an 11-year high in the second quarter”.

Existing-home sales continued to decline on a year-over-year basis falling 15.3% to 4.04 million. On a monthly basis, August existing home sales fell 0.7%. The price for median existing homes sold continued to reflect supply issues, coming in at \$407,100 which was 3.9% higher than 12-months before.

The National Association of Realtors said total housing inventory was, “1.1 million units, down 0.9% from July and 14.1% from one year ago. Unsold inventory sits as a 3.3-month supply at the current sales pace, identical to July and up from 3.2 months in August 2022”.

The Bureau of Economic Analysis (BEA) reported there was no change in the estimate of second quarter real gross domestic product (GDP) holding at an annual rate of 2.1%. This was in comparison to 2.2% for the previous quarter.

According to BEA, “The update primarily reflected a downward revision to consumer spending that was partially offset by upward revisions to nonresidential fixed investment, exports, and inventory investment. Imports, which are a subtraction in the calculation of GDP, were revised down”.

Collateralization

All funds under the control of this office requiring collateralization were secured at rates ranging from 100% to 110%, depending on the type of investment.

Payments, Fees, and Commissions

Securities were purchased or sold utilizing competitive bidding. Bank fees and money market mutual fund operating expenses are detailed in the attached pages, as are the earnings split between the State Treasurer and the master custodian bank on securities lending income.

Total Funds Invested

Funds available for investment at market value include the State Treasurer’s investments of \$12,000,011,409 and State Agency balances in OK Invest at \$3,478,081,781, for a total of \$15,478,093,190.

Best regards,



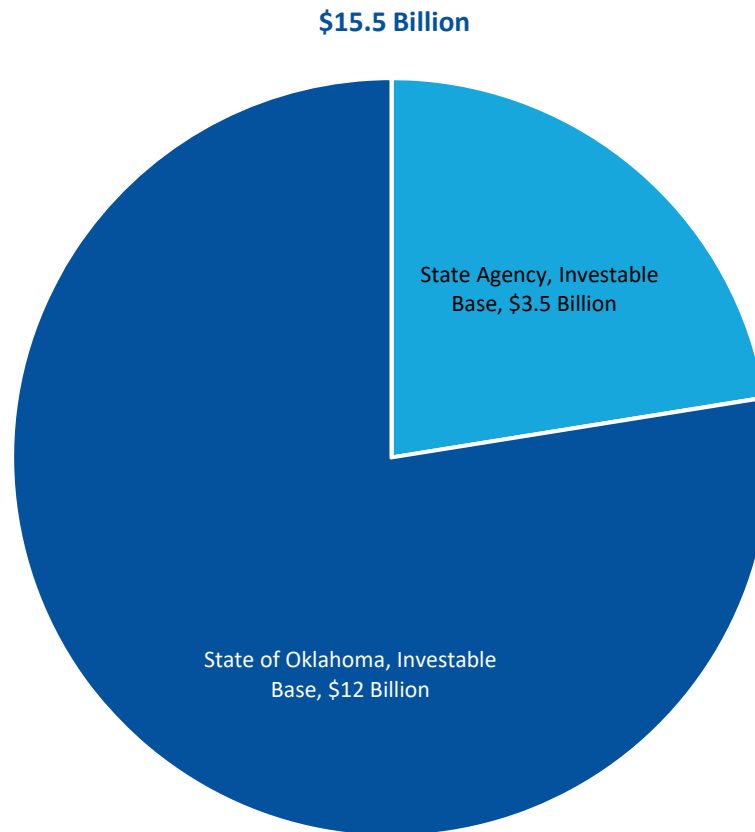
TODD RUSS
STATE TREASURER

cc: The Honorable Kevin Stitt, Governor
The Honorable Charles McCall, Speaker of the House
The Honorable Greg Treat, President Pro Tempore
The Honorable Gentner Drummond, Attorney General
The Honorable Cindy Byrd, State Auditor and Inspector



OKLAHOMA
State Treasurer

Office of the State Treasurer
Distribution of Assets Under Management
September 30, 2023





Office of the State Treasurer
 Portfolio Composition
 September 30, 2023

Asset Category	Face Amount/ Shares	Market Value	Book Value	% of Portfolio	YTM @ Cost	Weighted Average Maturity
Certificate of Deposit	45,224,000	45,224,000	45,224,000	0.3	5.56%	80
Foreign Bonds	47,500,000	46,882,485	47,500,000	0.3	3.73%	607
Money Market - Mutual Funds	1,402,230,088	1,402,230,088	1,402,230,088	8.6	5.23%	1
State Bond Issues	30,000,000	30,000,000	30,000,000	0.2	5.77%	1,098
US Agency - MBS	2,847,504,302	2,441,161,258	2,875,338,363	17.7	1.88%	2,317
US Agency Bonds	1,936,425,000	1,882,742,638	1,935,405,476	11.9	1.11%	301
US Treasury Bonds / Notes	10,225,000,000	9,629,852,721	9,938,021,362	61.0	3.06%	874
Total / Average	16,533,883,390	15,478,093,190	16,273,719,289	100.0	2.82%	983

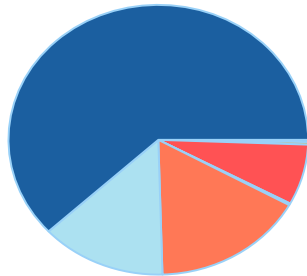


Office of the State Treasurer
 Distribution by Asset Category - Market Value
 Report Group: Monthly Investment Report

Begin Date: 8/31/2023, End Date: 9/30/2023

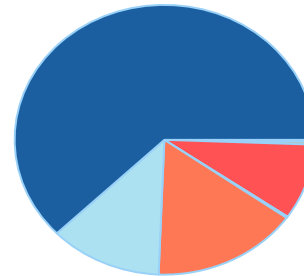
Asset Category	Market Value 8/31/2023	% of Portfolio 8/31/2023	Market Value 9/30/2023	% of Portfolio 9/30/2023
Certificate of Deposit	41,224,000	0.3	45,224,000	0.3
Foreign Bonds	46,903,138	0.3	46,882,485	0.3
Money Market - Mutual Funds	1,120,440,470	7.3	1,402,230,088	9.0
State Bond Issues	30,000,000	0.2	30,000,000	0.2
US Agency - MBS	2,541,063,228	16.5	2,441,161,258	15.8
US Agency Bonds	2,079,107,000	13.5	1,882,742,638	12.2
US Treasury Bonds / Notes	9,525,805,457	61.9	9,629,852,721	62.2
Total / Average	15,384,543,293	100.0	15,478,093,190	100.0

Portfolio Holdings as of 8/31/2023



- 0.27%-Certificate of...
- 0.3%-Foreign Bonds
- 7.28%-Money Market -...
- 0.2%-State Bond Issu...
- 16.52%-US Agency - M...
- 13.51%-US Agency Bon...
- 61.92%-US Treasury B...

Portfolio Holdings as of 9/30/2023



- 0.29%-Certificate of...
- 0.3%-Foreign Bonds
- 9.06%-Money Market -...
- 0.19%-State Bond Iss...
- 15.77%-US Agency - M...
- 12.16%-US Agency Bon...
- 62.22%-US Treasury B...



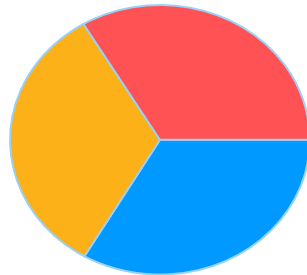
Office of the State Treasurer
 Distribution by Issuer - Market Value
 Report Group: Money Market*

Begin Date: 8/31/2023, End Date: 9/30/2023

Issuer Allocation

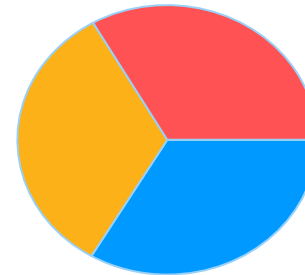
Issuer	Market Value 8/31/2023	% of Portfolio 8/31/2023	Market Value 9/30/2023	% of Portfolio 9/30/2023
AIM Invesco	374,280,548	33.4	468,978,829	33.4
Goldman Sachs	370,608,808	33.1	467,027,460	33.3
JPMorgan	375,542,286	33.5	466,119,158	33.2
Northern Trust	8,827	0.00	104,641	0.01
Total / Average	1,120,440,470	100.0	1,402,230,088	100.0

Portfolio Holdings as of 8/31/2023



- 33.4%-AIM Invesco
- 33.08%-Goldman Sachs
- 33.52%-JPMorgan
- 0%-Northern Trust

Portfolio Holdings as of 9/30/2023



- 33.45%-AIM Invesco
- 33.31%-Goldman Sachs
- 33.24%-JPMorgan
- 0.01%-Northern Trust

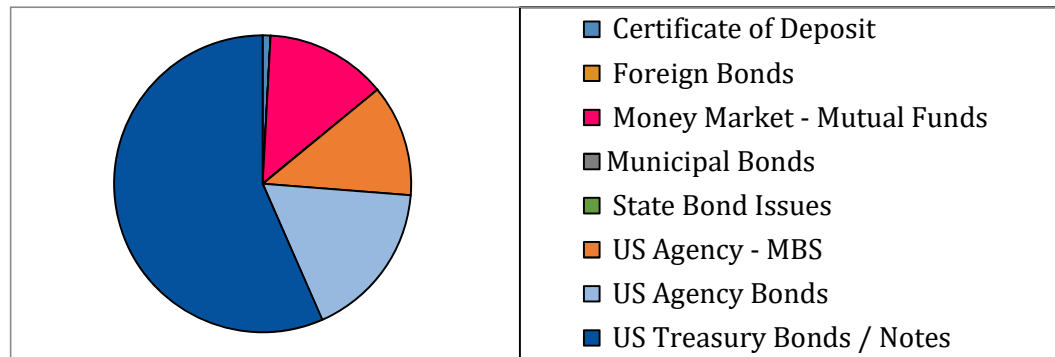
*Money market balances exclude funds from the American Rescue Plan Act (ARPA).



Office of the State Treasurer
 Earnings by Asset Category
 September 30, 2023

Asset Category	YTM @ Cost	Interest Earned Net of Amortization/ Accretion	Realized Gain/Loss	Total Earnings
Certificate of Deposit	5.56%	331,232	-	331,232
Foreign Bonds	3.73%	-	-	-
Money Market - Mutual Funds	5.23%	5,065,481	-	5,065,481
State Bond Issues	5.77%	-	-	-
US Agency - MBS	1.87%	5,010,858	(356,116)	4,654,742
US Agency Bonds	1.10%	6,590,770	-	6,590,770
US Treasury Bonds / Notes	3.05%	21,698,210	-	21,698,210
Link Deposit (not active)		-		-
Total or Average	2.82%	38,696,551	(356,116)	38,340,435

Total Earnings as of 9/30/2023





Office of the State Treasurer
 Investment Activity
 September 30, 2023

Description	CUSIP	Broker/ Dealer	Trade Date	Settlement Date	YTM @ Cost	Par	Principal	Price	Interest	Total
Buy										
T-Note 2.75 2/15/2028	9128283W8	Barclays Capital Inc	9/28/2023	9/29/2023	4.753	25,000,000	23,041,016	92.164	84,069	23,125,085
T-Note 2.75 2/15/2028	9128283W8	Hilltop	9/25/2023	9/26/2023	4.660	25,000,000	23,125,000	92.500	78,465	23,203,465
T-Note 3.5 1/31/2028	91282CGH8	Hilltop	9/28/2023	9/29/2023	4.765	25,000,000	23,772,461	95.090	142,663	23,915,124
T-Note 3.5 1/31/2028	91282CGH8	UMB Bank	9/25/2023	9/26/2023	4.658	25,000,000	23,872,070	95.488	135,530	24,007,600
T-Note 3.875 11/30/2027	91282CFZ9	RBC	9/28/2023	9/29/2023	4.775	25,000,000	24,157,227	96.629	320,270	24,477,496
T-Note 3.875 11/30/2027	91282CFZ9	Stifel Nicolaus	9/25/2023	9/26/2023	4.692	25,000,000	24,232,422	96.930	312,329	24,544,751
T-Note 3.875 12/31/2027	91282CGC9	UMB Bank	9/28/2023	9/29/2023	4.779	25,000,000	24,137,695	96.551	239,555	24,377,250
T-Note 3.875 12/31/2027	91282CGC9	Barclays Capital Inc	9/25/2023	9/26/2023	4.671	25,000,000	24,237,305	96.949	231,658	24,468,962
						200,000,000	190,575,195		1,544,539	192,119,734
Matured										
FHLB 2.375 9/8/2023	3130A3DL5	Hilltop	9/8/2023	9/8/2023	0.000	25,000,000	25,000,000	0	0	25,000,000
FHLMC 0.25 9/8/2023	3137EAEW5	Wells Fargo	9/8/2023	9/8/2023	0.000	25,000,000	25,000,000	0	0	25,000,000
FHLMC 0.25 9/8/2023	3137EAEW5	Wells Fargo	9/8/2023	9/8/2023	0.000	25,000,000	25,000,000	0	0	25,000,000
FHLMC 0.25 9/8/2023	3137EAEW5	Hilltop	9/8/2023	9/8/2023	0.000	25,000,000	25,000,000	0	0	25,000,000
FHLMC 0.25 9/8/2023	3137EAEW5	Wells Fargo	9/8/2023	9/8/2023	0.000	25,000,000	25,000,000	0	0	25,000,000
FHLMC 0.25 9/8/2023	3137EAEW5	TD Securities	9/8/2023	9/8/2023	0.000	25,000,000	25,000,000	0	0	25,000,000
FNMA 2.875 9/12/2023	3135G0U43	Wells Fargo	9/12/2023	9/12/2023	0.000	25,000,000	25,000,000	0	0	25,000,000
FNMA 2.875 9/12/2023	3135G0U43	Morgan Stanley	9/12/2023	9/12/2023	0.000	25,000,000	25,000,000	0	0	25,000,000
T-Note 1.375 9/30/2023	912828T26	UMB Bank	9/30/2023	9/30/2023	0.000	25,000,000	25,000,000	0	0	25,000,000
T-Note 1.375 9/30/2023	912828T26	TD Securities	9/30/2023	9/30/2023	0.000	25,000,000	25,000,000	0	0	25,000,000
						250,000,000	250,000,000		0	250,000,000
Net Change in Investments						-50,000,000	-59,424,805		1,544,539	-57,880,266



Office of the State Treasurer
 Transactions by Security Type
 September 30, 2023

Description	CUSIP	Action	Settlement Date	Maturity Date	YTM @ Cost	Par	Principal	Price	Interest	Total
US Treasury Bonds and Notes										
T-Note 2.75 2/15/2028	9128283W8	Buy	9/29/2023	2/15/2028	4.753	25,000,000	23,041,016	92.164	84,069	23,125,085
T-Note 2.75 2/15/2028	9128283W8	Buy	9/26/2023	2/15/2028	4.660	25,000,000	23,125,000	92.500	78,465	23,203,465
T-Note 3.5 1/31/2028	91282CGH8	Buy	9/29/2023	1/31/2028	4.765	25,000,000	23,772,461	95.090	142,663	23,915,124
T-Note 3.5 1/31/2028	91282CGH8	Buy	9/26/2023	1/31/2028	4.658	25,000,000	23,872,070	95.488	135,530	24,007,600
T-Note 3.875 11/30/2027	91282CFZ9	Buy	9/29/2023	11/30/2027	4.775	25,000,000	24,157,227	96.629	320,270	24,477,496
T-Note 3.875 11/30/2027	91282CFZ9	Buy	9/26/2023	11/30/2027	4.692	25,000,000	24,232,422	96.930	312,329	24,544,751
T-Note 3.875 12/31/2027	91282CGC9	Buy	9/29/2023	12/31/2027	4.779	25,000,000	24,137,695	96.551	239,555	24,377,250
T-Note 3.875 12/31/2027	91282CGC9	Buy	9/26/2023	12/31/2027	4.671	25,000,000	24,237,305	96.949	231,658	24,468,962
						200,000,000	190,575,195		1,544,539	192,119,734
						Certificates of Deposits		26,415,000		
						Total		216,990,195		



Office of the State Treasurer
 Transactions by Broker
 September 30, 2023

Description	CUSIP	Action	Asset Category	Settlement Date	Maturity Date	YTM @ Cost	Par	Principal	Price	Interest	Total
Barclays Capital Inc											
T-Note 2.75 2/15/2028	9128283W8	Buy	US Treasury Bonds / Notes	9/29/2023	2/15/2028	4.753	25,000,000	23,041,016	92.164	84,069	23,125,084.92
T-Note 3.875 12/31/2027	91282CGC9	Buy	US Treasury Bonds / Notes	9/26/2023	12/31/2027	4.671	25,000,000	24,237,305	96.949	231,658	24,468,962.30
							50,000,000	47,278,320		315,727	47,594,047.22
Hilltop											
T-Note 2.75 2/15/2028	9128283W8	Buy	US Treasury Bonds / Notes	9/26/2023	2/15/2028	4.660	25,000,000	23,125,000	92.500	78,465	23,203,464.67
T-Note 3.5 1/31/2028	91282CGH8	Buy	US Treasury Bonds / Notes	9/29/2023	1/31/2028	4.765	25,000,000	23,772,461	95.090	142,663	23,915,123.98
							50,000,000	46,897,461		221,128	47,118,588.65
RBC											
T-Note 3.875 11/30/2027	91282CFZ9	Buy	US Treasury Bonds / Notes	9/29/2023	11/30/2027	4.775	25,000,000	24,157,227	96.629	320,270	24,477,496
							25,000,000	24,157,227		320,270	24,477,496.37
Stifel Nicolaus											
T-Note 3.875 11/30/2027	91282CFZ9	Buy	US Treasury Bonds / Notes	9/26/2023	11/30/2027	4.692	25,000,000	24,232,422	96.930	312,329	24,544,751.11
							25,000,000	24,232,422		312,329	24,544,751.11
UMB Bank											
T-Note 3.5 1/31/2028	91282CGH8	Buy	US Treasury Bonds / Notes	9/26/2023	1/31/2028	4.658	25,000,000	23,872,070	95.488	135,530	24,007,600.20
T-Note 3.875 12/31/2027	91282CGC9	Buy	US Treasury Bonds / Notes	9/29/2023	12/31/2027	4.779	25,000,000	24,137,695	96.551	239,555	24,377,250.34
							50,000,000	48,009,766		375,085	48,384,850.54
Total Securities							200,000,000	190,575,195		1,544,539	192,119,733.89



Office of the State Treasurer
 Comparison of Actual Earnings to Estimated Earnings
 September 30, 2023

Fiscal Year to Date

Asset Category	Revenues Actual	Revenues Estimate	Variance	Percent	Investable Base - Actual	Investable Base - Est.	Variance	Percent
Certificates of Deposit	437,026	300,000	137,026	45.68%	35,041,982	32,000,000	3,041,982	9.51%
Foreign Bonds	0	250,000	-250,000	-100.00%	36,327,065	37,000,000	(672,935)	-1.82%
Money Market Mutual Funds	12,119,251	7,000,000	5,119,251	73.13%	1,086,523,103	1,000,000,000	86,523,103	8.65%
State of OK Bonds	395,000	250,000	145,000	58.00%	30,000,000	30,000,000	0	0.00%
US Agency - MBS	10,980,923	11,500,000	-519,077	-4.51%	1,891,542,713	2,000,000,000	(108,457,287)	-5.42%
US Agency Bonds	6,766,011	3,500,000	3,266,011	93.31%	1,458,850,007	1,500,000,000	(41,149,993)	-2.74%
US Treasury Bonds / Notes	51,187,740	41,200,000	9,987,740	24.24%	7,461,726,539	7,401,000,000	60,726,539	0.82%
Total or Average	81,885,951	64,000,000	17,885,951	27.95%	12,000,011,409	12,000,000,000	11,409	0.00%

The Treasurer had estimated earnings to the Board of Equalization for Fiscal Year 2024. The amount estimated was \$256,000,000. Year-to-date actual earnings are recorded on a cash basis of accounting.



Office of the State Treasurer
Comparison of Actual Earnings to Estimated Earnings
September 30, 2023

The following page presents market rates of return on the Securities portion of the General Account and the State's aggregated State Agency Accounts. These figures, which are dollar-weighted and time-weighted where appropriate, are calculated using the percentage change in market value (inclusive of accrued income) from the end of the prior month to the end of the reporting month.

To ensure the integrity of data, this information is provided by the Treasurer's custodian bank acting in its capacity as an external third party. As such, performance measurement is presently confined to those investments which are held with the custodian bank Northern Trust Company.

Benchmark data is also provided on the following page.



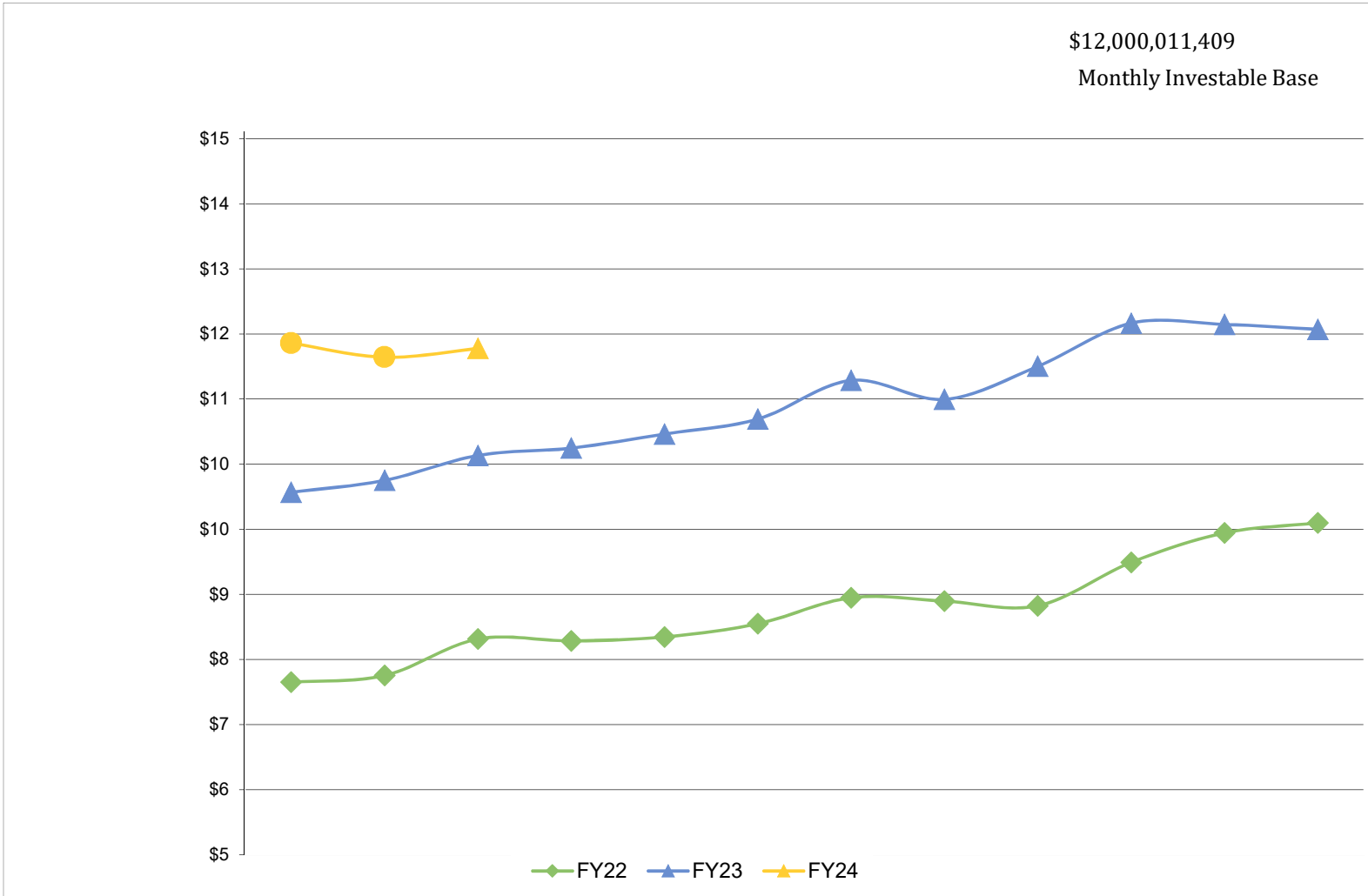
Office of the State Treasurer
 Performance Comparison
 September 30, 2023

	Current Month	Fiscal Year-to-Date
Securities, General Revenue Account	-0.42%	0.07%
Securities, Agency Directed Langston University	-4.17%	-2.46%
Benchmark Merrill Lynch, US 1 Year T-Bill	0.37%	1.26%

Analysis by Northern Trust Company
 Represents dollar-weighted and time-weighted rates of return



Office of the State Treasurer
General Revenue Fund, 36 Month Investable Base (Billions)
September 30, 2023





Office of the State Treasurer
 Banking, Custody, and other Fees
 September 30, 2023

Depository Bank	Tax ID Number	City	State	Amount
Arvest Bank	73-1291209	Bartlesville	Oklahoma	92
BancFirst	73-1332918	OKC	Oklahoma	87
Federal Reserve Bank	44-0545874	Kansas City	Kansas	1,327
JP Morgan/Chase, Okla., NA	73-0777610	OKC	Oklahoma	31,606
EARNED CREDIT ALLOWANCE				
Total				33,112

Money Market Mutual Funds

The State Treasurer participates in the following money market mutual funds. The funds managers are compensated for certain operating expenses by deducting a fee from the gross interest earnings.

Fund Manager	Tax ID	Annualized fee	Amount
Invesco	76-0574220	0.180%	70,092
JPMorgan Securities	23-2694160	0.180%	69,666
Goldman Sachs	06-1287410	0.110%	42,657
BOSC Inc	73-1275307	0.070%	27,145

Note: Pursuant to Oklahoma State Statute Title 62, Section 89.7, all known fees are to be reported. The money market mutual fund fees reported are shown at the contracted rate.

Securities Lending Program

The State Treasurer participates in a securities lending program with Northern Trust Company acting as lending agent. Northern Trust retains 20% of the revenues generated as compensation for services, their share for the month was \$ 18,267. Pursuant to Oklahoma State Statute Title 62 Section 90, the State Treasurer retains the first \$450,000 of security lending revenue in a revolving fund. These funds are used to pay custody and other banking fees. Any revenue not needed for this purpose is deposited to the General Fund.

Northern Trust Custody Fees

Pursuant to custodial contract with Northern Trust Company, custody fees are paid quarterly. Fees paid to Northern Trust Company for first quarter FY2024 was 11,250.



OKLAHOMA
State Treasurer

AGENCY-DIRECTED INVESTMENTS

September 2023

Treasurer's Mission Statement

The mission of the Office of the State Treasurer is to serve the people of Oklahoma by providing sound banking and investment services, reuniting individuals and businesses with their unclaimed property, and promoting economic opportunities in a fiscally responsible and efficient manner while adhering to the highest professional and ethical standards.



Office of the State Treasurer
 Agency Directed Investments
 September 30, 2023

Issuer	Face Amount/Shares	Market Value	Book Value	% of Portfolio
ARPA Funding				
JPMorgan MM	1,107,994,109	1,107,994,109	1,107,994,109	0.74
US Agency Bonds	25,000,000	24,592,108	24,925,892	0.02
US Treasury	375,000,000	369,858,102	374,508,156	0.24
Total, ARPA Funding	1,507,994,109	1,502,444,319	1,507,428,157	1.00
Langston - Agency Directed				
Fundamental Investors Inc A	16,499	1,084,960	371,159	0.33
Investment Co of America A	16,849	777,730	371,249	0.33
Washington Mutual Fund A	17,404	919,134	371,269	0.34
Northern Trust - Agency Fund	1,813	1,813	1,813	0.00
Total / Average	52,565	2,783,637	1,115,490	1.00
Report Total	1,508,046,674	1,505,227,956	1,508,543,647	



Office of the State Treasurer
State Agency Directed by Broker
September 30, 2023

Broker

Tax ID

Purchases at Cost

Sales at Cost

No activity



Office of the State Treasurer
State Agency Directed by Security Type
September 30, 2023

Broker

Tax ID

Purchases at Cost

Sales at Cost

No activity



Office of the State Treasurer
 Assets Under Management
 September 30, 2023

Account	Class Funding	Agency	Interest Rate	Days to Maturity	Market Value
2109002	8090B	OMES- Risk Mgmt Revolving Fund ASA	2.6785	1	80,478,261
2118506	8185F	Corporation Commission	2.6785	1	25,323,134
2137001	8370A	OIFA	2.6785	1	7,701,791
2138503	8385C	Oklahoma Insurance Department	2.6785	1	2,808,367
2139101	8391A	Multiple Injury Trust Fund	2.6785	1	22,619,298
2141001	8410A	Commissioners of the Land Office	2.6785	1	92,051,605
2142001	8420A	Langston University	2.6785	1	13,578,682
2143500	79901	Oklahoma Lottery Commission	2.6785	1	15,336,789
2143501	8435A	Oklahoma Lottery Commission	2.6785	1	6,974,935
2147704	8477D	Oklahoma Bureau of Narcotics	2.6785	1	14,471,022
2151500	79901	OPERS	2.6785	1	1,279,271
2151501	8515A	OPERS	2.6785	1	295,743
2151502	8515B	OPERS	2.6785	1	1,083,908
2151503	8515C	OPERS	2.6785	1	90,344
2151504	8515D	OPERS	2.6785	1	2,293,629
2151505	8515E	OPERS	2.6785	1	41,924
2151506	8515F	OPERS	2.6785	1	153,553
2151507	8515G	OPERS	2.6785	1	1,422,662
2151508	8515H	OPERS	2.6785	1	286,557
2153001	8530A	Panhandle State University	2.6785	1	2,318,071
2155701	8557A	OK Police Pension	2.6785	1	12,234,499
2169502	8695B	Tax Commission	2.6785	1	507,416,041
2169505	8695E	Tax Commission	2.6785	1	12,952
2169520	8695T	Tax Commission	2.6785	1	84,491
2169521	8695U	Tax Commission	2.6785	1	91,553,937
2174007	8740G	State Treasurer	2.6785	1	416,238
2183006	8830F	DHS - CSED	2.6785	1	13,587,923
7200039	20000	Oklahoma Boll Weevil Eradication	2.6785	1	4,079,641
7200131	79901	Department of Corrections	2.6785	1	15,988,200
7200320	20000	Department of Wildlife	2.6785	1	1,248,085
7200359	20000	OERB	2.6785	1	20,088,771
7200370	20000	OIFA	2.6785	1	546,351
7200391	20000	Multiple Injury Trust Fund	2.6785	1	77,364
7200410	20000	Commissioners of the Land Office	2.6785	1	2,461,640
7200435	20000	Oklahoma Lottery Commission	2.6785	1	18,066,040
7200515	20000	OPERS	2.6785	1	206,151
7200557	20000	Oklahoma Police Pension	2.6785	1	105
7200588	20000	Real Estate Commission	2.6785	1	3,636,169
7200830	20000	Department of Human Services	2.6785	1	117,755
7201825	20100	University Hospitals Authority	2.6785	1	5,153,322
7205090	20500	OMES Risk Management Division/DSC	2.6785	1	29,044,946
7205131	79901	Department of Corrections	2.6785	1	1,022,234
7205204	20500	JM Davis Arms & Historical Museum	2.6785	1	20,320

Interest rate is net of 1.25 bp management fee



Office of the State Treasurer
 Assets Under Management
 September 30, 2023

Account	Class Funding	Agency	Interest Rate	Days to Maturity	Market Value
7205320	20500	Department of Wildlife	2.6785	1	1,212,304
7205359	20500	Sustaining OK Energy Resources	2.6785	1	7,269,233
7205435	20500	Oklahoma Lottery Commission	2.6785	1	255,970
7205515	20500	OPERS	2.6785	1	324,333
7205563	20500	OK Bd for Private Vocational Schools	2.6785	1	266,542
7205630	20500	Oklahoma Department of Securities	2.6785	1	1,759,688
7205807	20500	Oklahoma Health Care Authority	2.6785	1	1,281,360
7210270	21000	State Election Board	2.6785	1	2,085,902
7210320	21000	Department of Wildlife	2.6785	1	5,901,244
7210350	21000	Oklahoma Historical Society	2.6785	1	30
7210400	21000	Office of Juvenile Affairs	2.6785	1	9,261
7210410	21000	Commissioners of the Land Office	2.6785	1	5,621,855
7210515	21000	OPERS	2.6785	1	847,949
7210570	21000	State Board of Licensure for Professional Engineers & Land	2.6785	1	279,241
7210588	21000	Real Estate Commission	2.6785	1	314,732
7215270	21500	State of Oklahoma Election Board - HAVA	2.6785	1	8,887,210
7215320	21500	Department of Wildlife	2.6785	1	4,427,897
7215566	21500	Tourism & Recreation Department	2.6785	1	6,870,721
7215585	21500	Department of Public Safety	2.6785	1	2,533,064
7215670	21500	JD McCarty Center	2.6785	1	780,182
7215825	215000	University Hospitals Authority	2.6785	1	1,835,197
7216805	21600	Department of Rehabilitation Services	2.6785	1	1,071,354
7220320	22000	Dept of Wildlife Conservation	2.6785	1	7,004,502
7220570	22000	OSB of Licensure for Professional Engineers and Land Surv	2.6785	1	305,536
7220585	22000	Department of Public Safety	2.6785	1	5,024,782
7220830	22000	Department of Human Services	2.6785	1	10,156
7225040	22500	Department of Agriculture	2.6785	1	202,068
7225830	22500	Department of Human Services	2.6785	1	6,049,130
7230220	23000	Oklahoma Crime Victims Compensation	2.6785	1	2,118,151
7230345	23000	Department of Transportation	2.6785	1	7,653,518
7230695	23000	Tax Commission	2.6785	1	895,687
7230807	23000	Health Care Authority	2.6785	1	103,793
7235605	23500	Regents for Higher Education	2.6785	1	9,060,298
7240807	24000	Health Care Authority	2.6785	1	62,508,470
7240830	24000	Oklahoma Human Services	2.6785	1	15,809,514
7244090	24400	OMES Dept of Central Services	2.6785	1	675,755
7245807	24500	Health Care Authority	2.6785	1	4,689,376
7255090	25500	Department of Central Services	2.6785	1	1,253,996
7255585	25500	Oklahoma Dept of Public Safety	2.6785	1	157,780
7260090	26000	OMES Risk Management Division	2.6785	1	6,061,617
7265090	26500	OMES- Risk Mgmt	2.6785	1	19,722
7275740	27500	OST - SEED	2.6785	1	1,473
7280090	28000	OMES DCS Property Distribution	2.6785	1	414,300

Interest rate is net of 1.25 bp management fee



Office of the State Treasurer
 Assets Under Management
 September 30, 2023

Account	Class Funding	Agency	Interest Rate	Days to Maturity	Market Value
7280131	79901	Department of Corrections	2.6785	1	8,012,416
7280345	28000	Department of Transportation	2.6785	1	3,991,173
7285345	28500	Department of Transportation	2.6785	1	155,606,549
7295090	27000	Emergency & Transportation	2.6785	1	7,353,855
7296150	29600	University of Science & Arts	2.6785	1	43
7303000	30300	Tobacco Litigation Escrow Fund	2.6785	1	31,222
7360566	36000	Tourism & Recreation Department	2.6785	1	6,645,984
7401105	40100	OCIA - NACEA Construction Series 2018B	2.6785	1	852
7403292	40300	Oklahoma Department of Environmental Quality	2.6785	1	763,238
7405220	40500	District Attorneys Council	2.6785	1	3,525,695
7408105	40800	OCIA	2.6785	1	544,681
7409105	40900	OCIA - NACEA Revenue Series 2018B	2.6785	1	442
7411105	41100	OCIA - Capitol Repair Revenue Series 2018C	2.6785	1	4,941
7412105	41200	OCIA	2.6785	1	13,294
7415105	41500	OCIA - DOC Construction Series 2018D	2.6785	1	6,073,386
7416000	41600	OSF - Oil Overcharge	2.6785	1	303,414
7416105	41600	OCIA - DOC Revenue Series 2018D	2.6785	1	761,265
7416160	41600	Department of Commerce	2.6785	1	3,192,042
7419105	41900	OCIA	2.6785	1	1,934,694
7420105	42000	OCIA - Construction Series 2019A	2.6785	1	1,191,052
7424105	42400	OCIA - Revenue Series 2019A	2.6785	1	214,517
7426000	42600	OSF - Oil Overcharge	2.6785	1	2,535,180
7426160	42600	Department of Commerce	2.6785	1	16,531,930
7427105	42700	OCIA - Construction Series 2019B	2.6785	1	728
7428105	42800	OCIA Endowed Chairs Fund	2.6785	1	968,705
7430010	43000	Oklahoma State University	2.6785	1	3,127,887
7430011	43000	Oklahoma State University	2.6785	1	2,973,889
7430012	43000	Oklahoma State University	2.6785	1	2,943,296
7430013	43000	Oklahoma State University	2.6785	1	3,846,725
7430014	43000	Oklahoma State University	2.6785	1	3,101,374
7430015	43000	Oklahoma State University	2.6785	1	3,030,411
7430016	43000	Oklahoma State University	2.6785	1	238,502
7430100	43000	Cameron University	2.6785	1	1,392,239
7430420	43000	Langston University	2.6785	1	46,778
7430461	43000	Rogers State College	2.6785	1	1,634,721
7430505	43000	Northwestern Oklahoma State University	2.6785	1	472,078
7430530	60000	Panhandle State University	2.6785	1	14,698
7430665	43000	Southwestern Oklahoma State University	2.6785	1	2,852,732
7430760	43000	University of Oklahoma	2.6785	1	44,224,271
7430770	43000	OUHSC	2.6785	1	93,262,522
7430773	43000	Oklahoma State University	2.6785	1	3,140,813
7434105	43400	OCIA	2.6785	1	655
7436000	43600	OSF - Oil Overcharge	2.6785	1	2,781

Interest rate is net of 1.25 bp management fee



Office of the State Treasurer
 Assets Under Management
 September 30, 2023

Account	Class Funding	Agency	Interest Rate	Days to Maturity	Market Value
7436105	43600	OCIA	2.6785	1	2,341
7437105	43700	OCIA	2.6785	1	719,723
7438105	43800	OCIA	2.6785	1	4,317
7439105	43900	OCIA Series 2020A Rev Fund	2.6785	1	15,628
7442105	44200	OCIA	2.6785	1	11,370
7443105	44300	OCIA	2.6785	1	135,639
7444105	44400	OCIA 2017C Series	2.6785	1	581
7444835	44400	Water Resources Board	2.6785	1	10,665,355
7445105	44500	OCIA - 2017B Capitol Repair 2 Revenue	2.6785	1	9,207
7445835	44500	Water Resources Board	2.6785	1	5,380,527
7447105	44700	2017A Revenue Fund	2.6785	1	66,142
7450105	45000	OCIA Series 2020B	2.6785	1	8,942
7452105	45200	OCIA Series 2020D	2.6785	1	599
7453105	45300	OCIA Series 2020D	2.6785	1	1,935,852
7454105	45400	OCIA Series 2020E	2.6785	1	1,251
7455105	45500	OCIA	2.6785	1	4,041
7455160	45500	Department of Commerce	2.6785	1	220,986
7458105	45800	OCIA Series 2020C	2.6785	1	4,942
7459105	45900	OCIA Endowed Chairs 2021	2.6785	1	846,217
7460100	46000	Cameron University	2.6785	1	11,101
7460105	46000	OCIA (TIFIA/ODOT 2022)	2.6785	1	9,443
7461105	46100	OCIA (TIFIA/ODOT 2022)	2.6785	1	384
7463105	46300	OCIA (Conservation-2022A)	2.6785	1	17,953,446
7464105	46400	OCIA	2.6785	1	40,978
7465105	46500	OCIA (Conservation-2022A)	2.6785	1	104,272
7466105	46600	OCIA (National Guard Museum 2022B)	2.6785	1	45,570,949
7467105	46700	OCIA (National Guard Museum 2022B)	2.6785	1	269,954
7468105	46800	OCIA ODVA-2022C	2.6785	1	29,387,791
7469105	46900	OCIA ODVA-2022C	2.6785	1	686
7470010	47000	Oklahoma State University Capital Bond Project	2.6785	1	991,876
7471835	47100	Water Resources Board	2.6785	1	947,686
7472835	47200	Water Resources Board	2.6785	1	88,529,809
7473835	47300	Water Resources Board	2.6785	1	106,264,767
7475750	47500	Tulsa Community College	2.6785	1	6,238
7475770	47500	OUHSC	2.6785	1	46,814,008
7479010	47900	Oklahoma State University Capital Bond Project	2.6785	1	122,117
7481105	48500	OCIA	2.6785	1	527,165,716
7485010	48500	OKLAHOMA STATE UNIVERSITY	2.6785	1	36,416
7486010	48600	OKLAHOMA STATE UNIVERSITY	2.6785	1	154,788
7487010	48700	OKLAHOMA STATE UNIVERSITY	2.6785	1	30
7488010	48800	OKLAHOMA STATE UNIVERSITY	2.6785	1	12,907,559
7488105	48800	OCIA	2.6785	1	15,387
7490010	49000	Oklahoma State University	2.6785	1	49,686

Interest rate is net of 1.25 bp management fee



Office of the State Treasurer
 Assets Under Management
 September 30, 2023

Account	Class Funding	Agency	Interest Rate	Days to Maturity	Market Value
7490013	49000	Oklahoma State University	2.6785	1	22,537
7490015	49000	Oklahoma State University	2.6785	1	1,440
7490270	49000	Oklahoma State Election Board	2.6785	1	18
7490760	49000	University of Oklahoma	2.6785	1	898,787
7490773	49000	Oklahoma State University	2.6785	1	58,331
7491220	49100	District Attorneys Council	2.6785	1	271,781
7497835	49700	Water Resources Board	2.6785	1	14,817,819
7512410	8410A	Commissioners of the Land Office	2.6785	1	194,369
7513410	8410A	Commissioners of the Land Office	2.6785	1	230,673
7514410	8410A	Commissioners of the Land Office	2.6785	1	4,492,562
7600010	60000	Oklahoma State University	2.6785	1	5,073,538
7600100	60000	Cameron University	2.6785	1	924,798
7600120	60000	University of Central Oklahoma	2.6785	1	4,967,989
7600150	60000	University of Science & Arts	2.6785	1	346,864
7600230	60000	East Central University	2.6785	1	1,097,877
7600420	60000	Langston University	2.6785	1	1,629,582
7600485	60000	Northeastern State University	2.6785	1	2,070,969
7600490	60000	Northern Oklahoma College	2.6785	1	244,574
7600505	60000	Northwestern Oklahoma State University	2.6785	1	2,164,668
7600530	60000	Panhandle State University	2.6785	1	81,756
7600660	60000	Southeastern Oklahoma State University	2.6785	1	181,913
7600665	60000	Southwestern Oklahoma State University	2.6785	1	3,620,135
7600760	60000	University of Oklahoma	2.6785	1	3,454,738
7650010	65000	Oklahoma State University	2.6785	1	3,049,201
7650100	65000	Cameron University	2.6785	1	475,536
7650120	65000	University of Central Oklahoma	2.6785	1	2,519,634
7650150	65000	University of Science & Arts	2.6785	1	289,570
7650230	65000	East Central University	2.6785	1	1,023,088
7650420	65000	Langston University	2.6785	1	999,159
7650485	65000	Northeastern State University	2.6785	1	752,160
7650490	65000	Northern Oklahoma College	2.6785	1	2,254,162
7650505	65000	Northwestern Oklahoma State University	2.6785	1	715,748
7650530	65000	Panhandle State University	2.6785	1	75,030
7650660	65000	Southeastern Oklahoma State University	2.6785	1	280,733
7650665	65000	Southwestern Oklahoma State University	2.6785	1	960,426
7650760	65000	University of Oklahoma	2.6785	1	2,003,770
7700040	70000	Department of Agriculture	2.6785	1	11,422,023
7700041	70000	Western Oklahoma State College	2.6785	1	651,193
7700131	79901	Department of Corrections	2.6785	1	28,531,261
7700240	70000	Eastern Oklahoma State College	2.6785	1	2,246,321.01
7700340	40000	State Health Department	2.6785	1	-
7700461	70000	Rogers State College	2.6785	1	11,958,495
7700490	70000	Northern Oklahoma College	2.6785	1	4,891,142

Interest rate is net of 1.25 bp management fee



Office of the State Treasurer
 Assets Under Management
 September 30, 2023

Account	Class Funding	Agency	Interest Rate	Days to Maturity	Market Value
7700606	70000	Ardmore Higher Education Center	2.6785	1	0
7700633	70000	Oklahoma City Community College	2.6785	1	10,392,686
7700660	70000	Southeastern Oklahoma State University	2.6785	1	2,270,296
7700760	70000	University of Oklahoma	2.6785	1	104,802,554
7700830	70000	Department of Human Services	2.6785	1	900,399
7701010	70100	Oklahoma State University	2.6785	1	14,755,578
7701150	70100	University of Science & Arts	2.6785	1	3,051,376
7701165	70100	Connors State College	2.6785	1	1,073,849
7701400	70100	Office of Juvenile Affairs	2.6785	1	10,641
7701480	70100	Northeasten Oklahoma A&M College	2.6785	1	85,800
7701530	70100	Panhandle State University	2.6785	1	103,181
7701605	70100	Regents for Higher Education	2.6785	1	35,947,022
7701650	70100	Department of Veteran Affairs	2.6785	1	558,160
7701770	70100	OUHSC	2.6785	1	401,498,513
7701805	70100	Department of Rehabilitation Services	2.6785	1	177,469
7701865	70100	OK Workers' Comp Commission	2.6785	1	5,268,398
7702120	70200	University of Central Oklahoma	2.6785	1	12,868,390
7702650	70200	Department of Veteran Affairs	2.6785	1	641,025
7703650	70300	Department of Veteran Affairs	2.6785	1	498,721
7704120	70400	University of Central Oklahoma	2.6785	1	2,343,456
7704650	70400	Department of Veteran Affairs	2.6785	1	929,113
7704865	70400	OK Workers' Comp Commission	2.6785	1	47,036
7705505	70500	Northwestern Oklahoma State University	2.6785	1	1,928,469
7705650	70500	Department of Veteran Affairs	2.6785	1	1,319,877
7705675	70500	Self Insurance Guaranty Fund	2.6785	1	2,299,973
7705865	70500	OK Workers' Comp Commission	2.6785	1	44,471
7706452	70600	Community Mental Health Center Rep Payee Account	2.6785	1	8,738
7706650	70600	Department of Veteran Affairs	2.6785	1	84,859
7706750	70600	Tulsa Community College	2.6785	1	5,234,756
7706865	70600	OK Workers' Comp Commission	2.6785	1	182,657
7707452	70700	Central Oklahoma CMHC Rep Payee Account	2.6785	1	72,042
7707585	70700	Department of Public Safety	2.6785	1	10,840,659
7707605	70700	Regents for Higher Education	2.6785	1	7,640,901
7707650	70700	Department of Veteran Affairs	2.6785	1	385,960
7707865	70700	OK Workers' Comp Commission	2.6785	1	251,506
7708108	70800	Carl Albert State College	2.6785	1	5,273,370
7708605	70800	Regents for Higher Education	2.6785	1	220,232
7709605	70900	Regents for Higher Education	2.6785	1	5,771,769
7710350	71000	Oklahoma Historical Society	2.6785	1	1,342,960
7710452	71000	Oklahoma Department of Mental Health	2.6785	1	1,686,558
7710605	71000	Regents for Higher Education	2.6785	1	5,752,064
7711185	8740G	Corporation Commission	2.6785	1	65,348,465
7711420	71100	Langston University	2.6785	1	990,311

Interest rate is net of 1.25 bp management fee



Office of the State Treasurer
 Assets Under Management
 September 30, 2023

Account	Class Funding	Agency	Interest Rate	Days to Maturity	Market Value
7711452	71100	Griffin Memorial Hospital Rep Payee	2.6785	1	16,001
7711605	71100	Regents for Higher Education	2.6785	1	765,732
7712605	71200	Regents for Higher Education	2.6785	1	129,405
7713605	71300	Regents for Higher Education	2.6785	1	26,298,888
7714605	71400	Regents for Higher Education	2.6785	1	16,371,357
7715605	71500	Regents for Higher Education	2.6785	1	2,200,686
7718605	71800	Regents for Higher Education	2.6785	1	15,365,130
7719605	71900	Regents for Higher Education	2.6785	1	41,070
7723623	72300	Seminole State College	2.6785	1	1,831,526
7725100	72500	Cameron University	2.6785	1	1,214,472
7730230	73000	East Central University	2.6785	1	1,808,301
7730830	73000	Department of Human Services	2.6785	1	262,866
7740605	74000	Regents for Higher Education	2.6785	1	2,465,165
7741241	74100	Redlands Community College	2.6785	1	2,138,264
7745605	74500	Regents for Higher Education	2.6785	1	1,067,027
7747470	74700	Murray State College	2.6785	1	4,393,025
7750350	75000	Oklahoma Historical Society	2.6785	1	406,433
7750531	75000	Rose State College	2.6785	1	14,462,130
7751485	75100	Northeastern State University	2.6785	1	11,287,159
7752485	75200	Northeastern State University	2.6785	1	3,257,896
7765665	76500	Southwestern Oklahoma State University	2.6785	1	3,773,284
7790041	79000	Western Oklahoma State College	2.6785	1	15,588
7790470	79000	Murray State College	2.6785	1	1
7790490	79000	Northern Oklahoma College	2.6785	1	1,490
7805370	80500	OIFA	2.6785	1	111
7847740	84700	OSF Building Project Fund	2.6785	1	7,932
7851740	85100	OCIA	2.6785	1	3,632,382
7853740	85300	Oklahoma 2010b GO Sinking Fund	2.6785	1	16,971
7854740	85400	OCIA Endowed Chair Fund 2010	2.6785	1	2,963,692
7862740	86200	OCIA 2013	2.6785	1	213,237
7910467	91000	OSF Escrow Fund	2.6785	1	189,724
7920605	92000	Regents for Higher Education			39,210,183
State Agency, Investable Base					3,478,081,781
State of Oklahoma, Investable Base					12,000,011,409
Assets Under Management					15,478,093,190