

Treasurer Todd Russ



**OKLAHOMA**  
State Treasurer

## TREASURER'S INVESTMENTS

---

### November 2023

#### **Treasurer's Mission Statement**

The mission of the Office of the State Treasurer is to serve the people of Oklahoma by providing sound banking and investment services, reuniting individuals and businesses with their unclaimed property, and promoting economic opportunities in a fiscally responsible and efficient manner while adhering to the highest professional and ethical standards.



# OKLAHOMA State Treasurer Todd Russ



## Investment Report November 2023

The Office of the State Treasurer is pleased to issue the monthly investment performance report, as an important part of my office and commitment to disclose our economic environment and portfolio results.

### PORTFOLIO PERFORMANCE, DIVERSIFICATION AND STRATEGY

**November portfolio yielded 2.97%** with a weighted average maturity of 985 days.

**Total portfolio market value of \$15.6 billion**, up \$1.9 billion in comparison to November 2022.

Total portfolio contained **65% in U.S. Treasurys, approximately 9% in U.S. government agencies, 17% in mortgage-backed securities, 8% in money market mutual funds, 0.3% in certificates of deposit, and 0.6% in state bond issues and foreign bonds**, comprising the balance of funds invested.

PORTFOLIO	UTILIZATION	INVESTMENT OPPORTUNITES	DIVERSIFICATION
Seek safety, liquidity and return on investment, in that order	Laddered bond maturities and buy-and-hold	Market observation, maximizing income within investment parameters and rising interest rates	Sound strategy keeping with the state's statutory investment objectives

**TOTAL FUNDS INVESTED** Available market value investment funds, including State Treasurer investments at **\$12,159,429,223**. State Agency balances in OK Invest of **\$3,517,694,408**, for a total of **\$15,677,123,631**.

**MARKET CONDITIONS** The treasury market ended the month at levels lower in yield than in October. All tenors reflected declines with the 10-year treasury being 0.60% lower and earning 4.33%. The 2-year was at 4.68% and the 30-year posted 4.50%.

	S&P	Dow	Nasdaq
<b>For the month</b>	8.9%	8.8%	10.7%
<b>For the year</b>	19%	8.4%	36%

The S&P 500 broke records in November, having one of its best performances since it's rebound in 2020, earning 8.9%. On a year-over-year basis the S&P was up 19% and according to Bloomberg News "snapped a three-month losing streak as investors looked past the possibility of a recession, geopolitical turmoil and souring borrowing costs". Meanwhile, the Dow Jones & Nasdaq were both positive for the month at 8.8% and 10.7% respectively. On an annualized basis the Dow earned 8.4% and the Nasdaq yielded a healthy 36%.

The Federal Reserve voted unanimously to leave the overnight federal funds rate unchanged at the target range of 5.25%-5.50% which continued to reflect a 22-year high. Minutes from the meeting said "all participants judged that it would be appropriate for policy to remain at a restrictive stance for some time until inflation is clearly moving down sustainably toward the Committee's objective".

**According to Reuters,** "Slowing demand has raised optimism that the U.S. central bank is probably done raising interest rates this cycle, with financial markets even anticipating a rate cut in mid-2024".

**ECONOMIC DEVELOPMENTS** The number of jobs created in October reflected the lowest gain since June coming in at 150,000. The unemployment increased from 3.8% to 3.9% and gained a half-point since April. The Labor Department said strikes in the automobile, transportation, warehousing and information industries accounted for 54,000 fewer workers. Meanwhile, the payroll numbers for August and September were revised lower by a total of 101,000.

**The Wall Street Journal said**, “employers are pulling back in light of high interest rates, persistent inflation and wars in Europe and the Middle East”.

The Commerce Department reported the consumer price index (CPI) for October came in lower than expected, being flat from the previous month. On a year-over-year basis, CPI was 3.2% in comparison to 3.7% in September. Annualized core CPI was at 4%, being the smallest increase since September 2021. Producer prices also defied market expectations falling 0.5% month-over-month, reflecting the highest drop since April 2020.

**Wall Street Journal reported**, “The combination of ebbing income growth, high interest rates and prices, dwindling pandemic savings and the resumption of student-loan payments is eroding Americans’ ability to keep boosting their spending as briskly as they did through the summer”.

Retail sales dropped in October by 0.1%, after posting three of months of gains, and the September sales number was upwardly revised by 0.2% to 0.9%. Core retail sales, which excludes automobiles, gasoline, building materials and food services, increased 0.2% and was upwardly revised in September to 0.7% from 0.6%.

**Reuters reported**, “some of the dip in retail sales was payback after the recent streak of strong growth, it was also a sign that consumers are feeling the heat from higher borrowing costs, with most lower-income families relying on credit cards to fund purchases after exhausting excess savings accumulated during the Covid-19 pandemic”.

The National Association of Realtors said existing home sales continued a downward trajectory, falling 4.1% over the previous month. On a year-over-year basis, existing home sales declined 14.6% and the seasonally adjusted annual rate was 3.79 million. Prices continued to be elevated with the national median existing-home price for all housing types at \$391,800 reflecting an annual gain of 3.4%.

**The National Association of Realtors reported**, “October’s inventory of unsold listings as of the end of the month was up 1.8% from last month, standing at 1,150,000 homes for sale. Compared with October 2022, inventory levels were down by 5.7%”.

The second estimate for the third quarter gross domestic product (GDP) was upwardly revised to 5.2% from 4.9% seasonally adjusted annual rate. The Bureau of Economic Analysis (BEA) reported that the higher estimate was due to “upward revisions to nonresidential fixed investment and state and local government spending”.

**According to Wells Fargo**, the “personal consumption component was slower than estimates at 3.6% compared to a 4.0% economic consensus and 4.0% advance estimate, but the overall growth in output exceeded expectations and is the highest annual GDP rate since the end of 2021 and more than double the readings in Q2 and Q3 of 2023, whereby GDP growth was 2.1% and 2.2%, respectively”.

**COLLATERALIZATION** All funds under the control of this office requiring collateralization were secured at rates ranging from 100% to 110%, depending on the type of investment.

**PAYMENTS, FEES, AND COMMISSIONS** Securities were purchased or sold utilizing competitive bidding. Bank fees and money market mutual fund operating expenses are detailed in the attached pages, as is the earnings split between the State Treasurer and the master custodian bank on securities lending income.

Best regards,



**TODD RUSS**  
**STATE TREASURER**

CC:

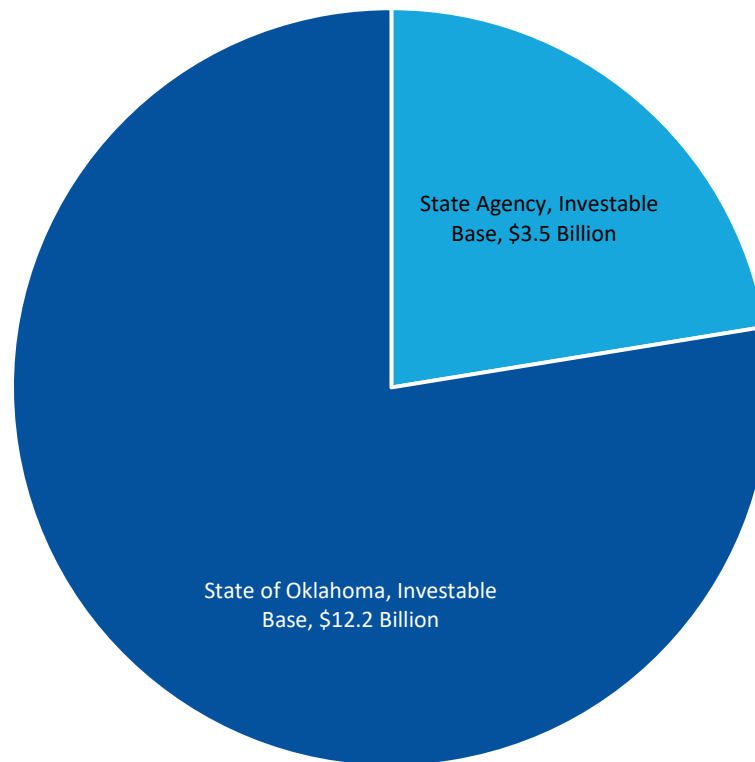
The Honorable *Kevin Stitt*, Governor  
The Honorable *Charles McCall*, Speaker of the House  
The Honorable *Greg Treat*, President Pro Tempore  
The Honorable *Gentner Drummond*, Attorney General  
The Honorable *Cindy Byrd*, State Auditor and Inspector



**OKLAHOMA**  
State Treasurer

Office of the State Treasurer  
Distribution of Assets Under Management  
November 30, 2023

**\$15.7 Billion**







Office of the State Treasurer  
 Portfolio Composition  
 November 30, 2023

Asset Category	Face Amount/ Shares	Market Value	Book Value	% of Portfolio	YTM @ Cost	Weighted Average Maturity
Certificate of Deposit	45,124,000	45,124,000	45,124,000	0.3	5.59%	44
Foreign Bonds	62,500,000	61,934,349	62,500,000	0.4	4.15%	668
Money Market - Mutual Funds	1,256,773,984	1,256,773,984	1,256,773,984	7.7	5.25%	1
State Bond Issues	30,000,000	30,000,000	30,000,000	0.2	5.77%	1,037
US Agency - MBS	2,785,334,095	2,446,373,758	2,810,531,446	17.3	1.88%	2,235
US Agency Bonds	1,536,425,000	1,497,629,163	1,534,771,531	9.4	1.34%	308
US Treasury Bonds / Notes	10,850,000,000	10,339,288,377	10,548,148,455	64.7	3.20%	874
<b>Total / Average</b>	<b>16,566,157,079</b>	<b>15,677,123,631</b>	<b>16,287,849,416</b>	<b>100.0</b>	<b>2.97%</b>	<b>985</b>

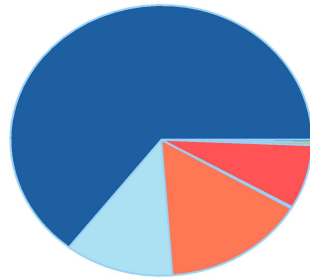


Office of the State Treasurer  
 Distribution by Asset Category - Market Value  
 Report Group: Monthly Investment Report

Begin Date: 10/31/2023, End Date: 11/30/2023

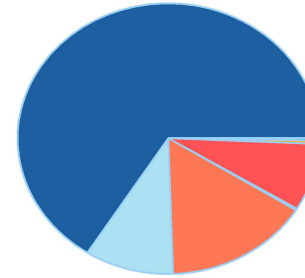
Asset Category	Market Value 10/31/2023	% of Portfolio 10/31/2023	Market Value 11/30/2023	% of Portfolio 11/30/2023
Certificate of Deposit	45,124,000	0.3	45,124,000	0.3
Foreign Bonds	52,033,717	0.3	61,934,349	0.4
Money Market - Mutual Funds	1,180,366,678	7.6	1,256,773,984	8.0
State Bond Issues	30,000,000	0.2	30,000,000	0.2
US Agency - MBS	2,389,901,345	15.4	2,446,373,758	15.6
US Agency Bonds	1,813,275,446	11.7	1,497,629,163	9.5
US Treasury Bonds / Notes	10,004,111,231	64.5	10,339,288,377	66.0
<b>Total / Average</b>	<b>15,514,812,417</b>	<b>100.0</b>	<b>15,677,123,631</b>	<b>100.0</b>

Portfolio Holdings as of 10/31/2023



- 0.29%-Certificate of...
- 0.34%-Foreign Bonds
- 7.61%-Money Market -...
- 0.19%-State Bond Iss...
- 15.4%-US Agency - MB...
- 11.69%-US Agency Bon...
- 64.48%-US Treasury B...

Portfolio Holdings as of 11/30/2023



- 0.29%-Certificate of...
- 0.4%-Foreign Bonds
- 8.02%-Money Market -...
- 0.19%-State Bond Iss...
- 15.6%-US Agency - MB...
- 9.55%-US Agency Bond...
- 65.95%-US Treasury B...



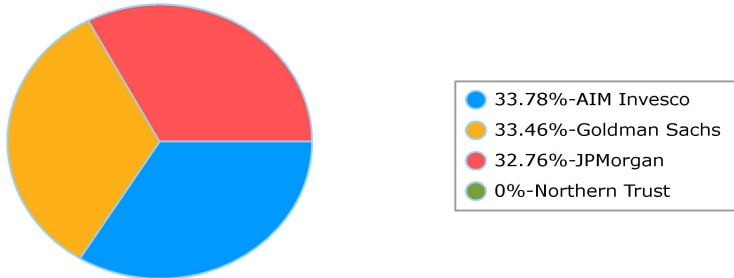
Office of the State Treasurer  
 Distribution by Issuer - Market Value  
 Report Group: Money Market\*

Begin Date: 10/31/2023, End Date: 11/30/2023

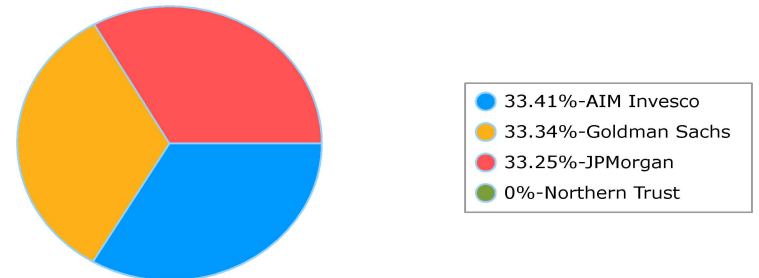
Issuer Allocation

Issuer	Market Value 10/31/2023	% of Portfolio 10/31/2023	Market Value 11/30/2023	% of Portfolio 11/30/2023
AIM Invesco	398,696,004	33.8	419,895,287	33.4
Goldman Sachs	394,948,500	33.5	419,007,694	33.3
JPMorgan	386,709,275	32.8	417,853,996	33.2
Northern Trust	12,899	0.00	17,007	0.00
<b>Total / Average</b>	<b>1,180,366,678</b>	<b>100.0</b>	<b>1,256,773,984</b>	<b>100.0</b>

Portfolio Holdings as of 10/31/2023



Portfolio Holdings as of 11/30/2023



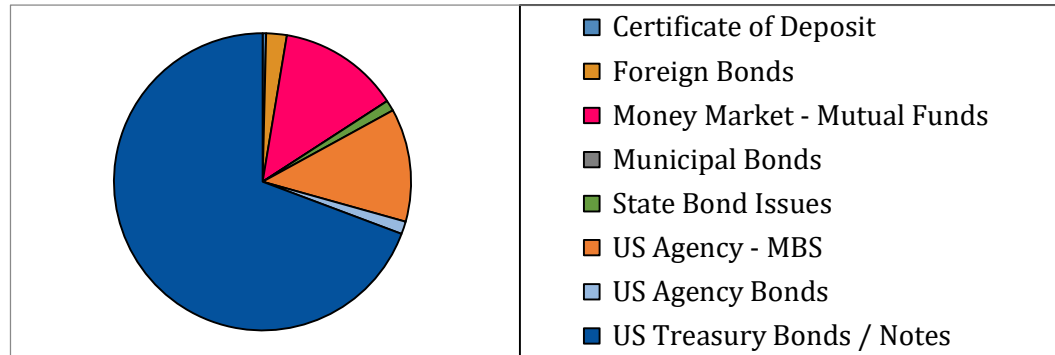
\*Money market balances exclude funds from the American Rescue Plan Act (ARPA).



Office of the State Treasurer  
 Earnings by Asset Category  
 November 30, 2023

Asset Category	YTM @ Cost	Interest Earned Net of Amortization/ Accretion	Realized Gain/Loss	Total Earnings
Certificate of Deposit	5.59%	148,587	-	148,587
Foreign Bonds	4.15%	830,153	-	830,153
Money Market - Mutual Funds	5.25%	4,945,934	-	4,945,934
State Bond Issues	5.77%	432,500	-	432,500
US Agency - MBS	1.87%	4,894,584	(293,607)	4,600,977
US Agency Bonds	1.31%	519,711	-	519,711
US Treasury Bonds / Notes	3.20%	25,893,325	-	25,893,325
Link Deposit (not active)		-		-
<b>Total or Average</b>	2.97%	37,664,794	(293,607)	37,371,187

Total Earnings as of 11/30/2023





Office of the State Treasurer  
 Investment Activity  
 November 30, 2023

Description	CUSIP	Broker/ Dealer	Trade Date	Settlement Date	YTM @ Cost	Par	Principal	Price	Interest	Total
<b>Buy</b>										
Israel State 5.4 11/1/2026	46514AM22	Israel State	11/1/2023	11/1/2023	5.400	10,000,000	10,000,000	100.000	0	10,000,000
T-Note 3.5 4/30/2028	91282CHA2	Stifel Nicolaus	11/29/2023	11/30/2023	4.270	25,000,000	24,231,445	96.926	72,115	24,303,561
T-Note 3.5 4/30/2028	91282CHA2	Hilltop	11/28/2023	11/29/2023	4.398	25,000,000	24,106,445	96.426	69,712	24,176,157
T-Note 3.5 4/30/2028	91282CHA2	TD Securities	11/27/2023	11/28/2023	4.485	25,000,000	24,021,484	96.086	67,308	24,088,792
T-Note 3.625 3/31/2028	91282CGT2	Morgan Stanley	11/29/2023	11/30/2023	4.277	25,000,000	24,360,352	97.441	151,042	24,511,393
T-Note 3.625 3/31/2028	91282CGT2	Cantor Fitzgerald	11/28/2023	11/29/2023	4.393	25,000,000	24,248,047	96.992	148,566	24,396,612
T-Note 3.625 3/31/2028	91282CGT2	Morgan Stanley	11/27/2023	11/28/2023	4.492	25,000,000	24,153,320	96.613	146,089	24,299,410
T-Note 3.625 5/31/2028	91282CHE4	Mizuho Securities	11/29/2023	11/30/2023	4.257	25,000,000	24,359,375	97.438	0	24,359,375
T-Note 3.625 5/31/2028	91282CHE4	Barclays Capital Inc	11/28/2023	11/29/2023	4.386	25,000,000	24,230,469	96.922	450,649	24,681,118
T-Note 3.625 5/31/2028	91282CHE4	Barclays Capital Inc	11/27/2023	11/28/2023	4.467	25,000,000	24,149,414	96.598	448,173	24,597,587
						235,000,000	227,860,352		1,553,653	229,414,005
<b>Matured</b>										
FFCB 0.25 11/27/2023	3133EMHR6	Morgan Stanley	11/27/2023	11/27/2023	0.000	25,000,000	25,000,000	0	0	25,000,000
FFCB 2.98 11/2/2023	3133EJNB1	Wells Fargo	11/2/2023	11/2/2023	0.000	25,000,000	25,000,000	0	0	25,000,000
FHLMC 0.25 11/6/2023	3137EAEZ8	Wells Fargo	11/6/2023	11/6/2023	0.000	25,000,000	25,000,000	0	0	25,000,000
FHLMC 0.25 11/6/2023	3137EAEZ8	Wells Fargo	11/6/2023	11/6/2023	0.000	25,000,000	25,000,000	0	0	25,000,000
FHLMC 0.25 11/6/2023	3137EAEZ8	Wells Fargo	11/6/2023	11/6/2023	0.000	25,000,000	25,000,000	0	0	25,000,000
FNMA 0.25 11/27/2023	3135G06H1	Wells Fargo	11/27/2023	11/27/2023	0.000	25,000,000	25,000,000	0	0	25,000,000
FNMA 0.25 11/27/2023	3135G06H1	Morgan Stanley	11/27/2023	11/27/2023	0.000	25,000,000	25,000,000	0	0	25,000,000
FNMA 0.25 11/27/2023	3135G06H1	Wells Fargo	11/27/2023	11/27/2023	0.000	25,000,000	25,000,000	0	0	25,000,000
FNMA 0.25 11/27/2023	3135G06H1	Wells Fargo	11/27/2023	11/27/2023	0.000	25,000,000	25,000,000	0	0	25,000,000
FNMA 0.25 11/27/2023	3135G06H1	Morgan Stanley	11/27/2023	11/27/2023	0.000	25,000,000	25,000,000	0	0	25,000,000
FNMA 0.25 11/27/2023	3135G06H1	Wells Fargo	11/27/2023	11/27/2023	0.000	25,000,000	25,000,000	0	0	25,000,000
FNMA 0.25 11/27/2023	3135G06H1	Morgan Stanley	11/27/2023	11/27/2023	0.000	25,000,000	25,000,000	0	0	25,000,000
FNMA 0.25 11/27/2023	3135G06H1	Wells Fargo	11/27/2023	11/27/2023	0.000	25,000,000	25,000,000	0	0	25,000,000
FNMA 0.25 11/27/2023	3135G06H1	Morgan Stanley	11/27/2023	11/27/2023	0.000	25,000,000	25,000,000	0	0	25,000,000
FNMA 0.25 11/27/2023	3135G06H1	Morgan Stanley	11/27/2023	11/27/2023	0.000	25,000,000	25,000,000	0	0	25,000,000
						325,000,000	325,000,000		0	325,000,000
<b>Net Change in Investments</b>						-90,000,000	-97,139,648		1,553,653	-95,585,995



Office of the State Treasurer  
 Transactions by Security Type  
 November 30, 2023

Description	CUSIP	Action	Settlement Date	Maturity Date	YTM @ Cost	Par	Principal	Price	Interest	Total
<b>US Treasury Bonds and Notes</b>										
T-Note 3.5 4/30/2028	91282CHA2	Buy	11/30/2023	4/30/2028	4.270	25,000,000	24,231,445	96.926	72,115	24,303,561
T-Note 3.5 4/30/2028	91282CHA2	Buy	11/29/2023	4/30/2028	4.398	25,000,000	24,106,445	96.426	69,712	24,176,157
T-Note 3.5 4/30/2028	91282CHA2	Buy	11/28/2023	4/30/2028	4.485	25,000,000	24,021,484	96.086	67,308	24,088,792
T-Note 3.625 3/31/2028	91282CGT2	Buy	11/30/2023	3/31/2028	4.277	25,000,000	24,360,352	97.441	151,042	24,511,393
T-Note 3.625 3/31/2028	91282CGT2	Buy	11/29/2023	3/31/2028	4.393	25,000,000	24,248,047	96.992	148,566	24,396,612
T-Note 3.625 3/31/2028	91282CGT2	Buy	11/28/2023	3/31/2028	4.492	25,000,000	24,153,320	96.613	146,089	24,299,410
T-Note 3.625 5/31/2028	91282CHE4	Buy	11/30/2023	5/31/2028	4.257	25,000,000	24,359,375	97.438	0	24,359,375
T-Note 3.625 5/31/2028	91282CHE4	Buy	11/29/2023	5/31/2028	4.386	25,000,000	24,230,469	96.922	450,649	24,681,118
T-Note 3.625 5/31/2028	91282CHE4	Buy	11/28/2023	5/31/2028	4.467	25,000,000	24,149,414	96.598	448,173	24,597,587
						<b>225,000,000</b>	<b>217,860,352</b>		<b>1,553,653</b>	<b>219,414,005</b>
<b>Foreign Bonds</b>										
Israel State 5.4 11/1/2026	46514AM22	Buy	11/1/2023	11/1/2026	5.400	10,000,000	10,000,000	100.000	0	10,000,000
						<b>10,000,000</b>	<b>10,000,000</b>		<b>0</b>	<b>10,000,000</b>
<b>Certificates of Deposits</b>							<b>8,459,000</b>			
<b>Total</b>							<b>236,319,352</b>			



Office of the State Treasurer  
 Transactions by Broker  
 November 30, 2023

Description	CUSIP	Action	Asset Category	Settlement Date	Maturity Date	YTM @ Cost	Par	Principal	Price	Interest	Total
Barclays Capital Inc											
T-Note 3.625 5/31/2028	91282CHE4	Buy	US Treasury Bonds / Notes	11/29/2023	5/31/2028	4.386	25,000,000	24,230,469	96.922	450,649	24,681,117.66
T-Note 3.625 5/31/2028	91282CHE4	Buy	US Treasury Bonds / Notes	11/28/2023	5/31/2028	4.467	25,000,000	24,149,414	96.598	448,173	24,597,586.87
							50,000,000	48,379,883		898,822	49,278,704.53
Cantor Fitzgerald											
T-Note 3.625 3/31/2028	91282CGT2	Buy	US Treasury Bonds / Notes	11/29/2023	3/31/2028	4.393	25,000,000	24,248,047	96.992	148,566	24,396,612.45
							25,000,000	24,248,047		148,566	24,396,612.45
Hilltop											
T-Note 3.5 4/30/2028	91282CHA2	Buy	US Treasury Bonds / Notes	11/29/2023	4/30/2028	4.398	25,000,000	24,106,445	96.426	69,712	24,176,156.85
							25,000,000	24,106,445		69,712	24,176,156.85
Mizuho Securities											
T-Note 3.625 5/31/2028	91282CHE4	Buy	US Treasury Bonds / Notes	11/30/2023	5/31/2028	4.257	25,000,000	24,359,375	97.438	0	24,359,375.00
							25,000,000	24,359,375		0	24,359,375.00
Morgan Stanley											
T-Note 3.625 3/31/2028	91282CGT2	Buy	US Treasury Bonds / Notes	11/30/2023	3/31/2028	4.277	25,000,000	24,360,352	97.441	151,042	24,511,393.23
T-Note 3.625 3/31/2028	91282CGT2	Buy	US Treasury Bonds / Notes	11/28/2023	3/31/2028	4.492	25,000,000	24,153,320	96.613	146,089	24,299,409.79
							50,000,000	48,513,672		297,131	48,810,803.02
State of Israel											
Israel State 5.4 11/1/2026	46514AM22	Buy	Foreign Bonds	11/1/2023	11/1/2026	5.400	10,000,000	10,000,000	100.000	0	10,000,000.00
							10,000,000	10,000,000		0	10,000,000.00
Stifel Nicolaus											
T-Note 3.5 4/30/2028	91282CHA2	Buy	US Treasury Bonds / Notes	11/30/2023	4/30/2028	4.270	25,000,000	24,231,445	96.926	72,115	24,303,560.69
							25,000,000	24,231,445		72,115	24,303,560.69
TD Securities											
T-Note 3.5 4/30/2028	91282CHA2	Buy	US Treasury Bonds / Notes	11/28/2023	4/30/2028	4.485	25,000,000	24,021,484	96.086	67,308	24,088,792.07
							25,000,000	24,021,484		67,308	24,088,792.07
							<b>235,000,000</b>	<b>227,860,352</b>		<b>1,553,653</b>	<b>229,414,004.61</b>



Office of the State Treasurer  
 Comparison of Actual Earnings to Estimated Earnings  
 November 30, 2023

**Fiscal Year to Date**

Asset Category	Revenues Actual	Revenues Estimate	Variance	Percent	Investable Base Actual	Investable Base - Est.	Variance	Percent
Certificates of Deposit	569,013	500,000	69,013	13.80%	34,979,487	32,000,000	2,979,487	9.31%
Foreign Bonds	0	416,667	-416,667	-100.00%	48,010,633	37,000,000	11,010,633	29.76%
Money Market Mutual Funds	20,046,827	11,666,667	8,380,160	71.83%	974,233,440	1,000,000,000	(25,766,560)	-2.58%
State of OK Bonds	827,500	416,667	410,833	98.60%	30,000,000	30,000,000	0	0.00%
US Agency - MBS	18,285,670	19,166,667	-880,996	-4.60%	1,896,394,382	2,000,000,000	(103,605,618)	-5.18%
US Agency Bonds	7,910,160	5,833,333	2,076,827	35.60%	1,160,940,973	1,500,000,000	(339,059,027)	-22.60%
US Treasury Bonds / Notes	93,384,350	68,666,667	24,717,683	36.00%	8,014,870,308	7,401,000,000	613,870,308	8.29%
<b>Total or Average</b>	<b>141,023,521</b>	<b>106,666,667</b>	<b>34,356,854</b>	<b>32.21%</b>	<b>12,159,429,223</b>	<b>12,000,000,000</b>	<b>159,429,223</b>	<b>1.33%</b>

The Treasurer had estimated earnings to the Board of Equalization for Fiscal Year 2024. The amount estimated was \$256,000,000. Year-to-date actual earnings are recorded on a cash basis of accounting.





Office of the State Treasurer  
Comparison of Actual Earnings to Estimated Earnings  
November 30, 2023

The following page presents market rates of return on the Securities portion of the General Account and the State's aggregated State Agency Accounts. These figures, which are dollar-weighted and time-weighted where appropriate, are calculated using the percentage change in market value (inclusive of accrued income) from the end of the prior month to the end of the reporting month.

To ensure the integrity of data, this information is provided by the Treasurer's custodian bank acting in its capacity as an external third party. As such, performance measurement is presently confined to those investments which are held with the custodian bank Northern Trust Company.

Benchmark data is also provided on the following page.



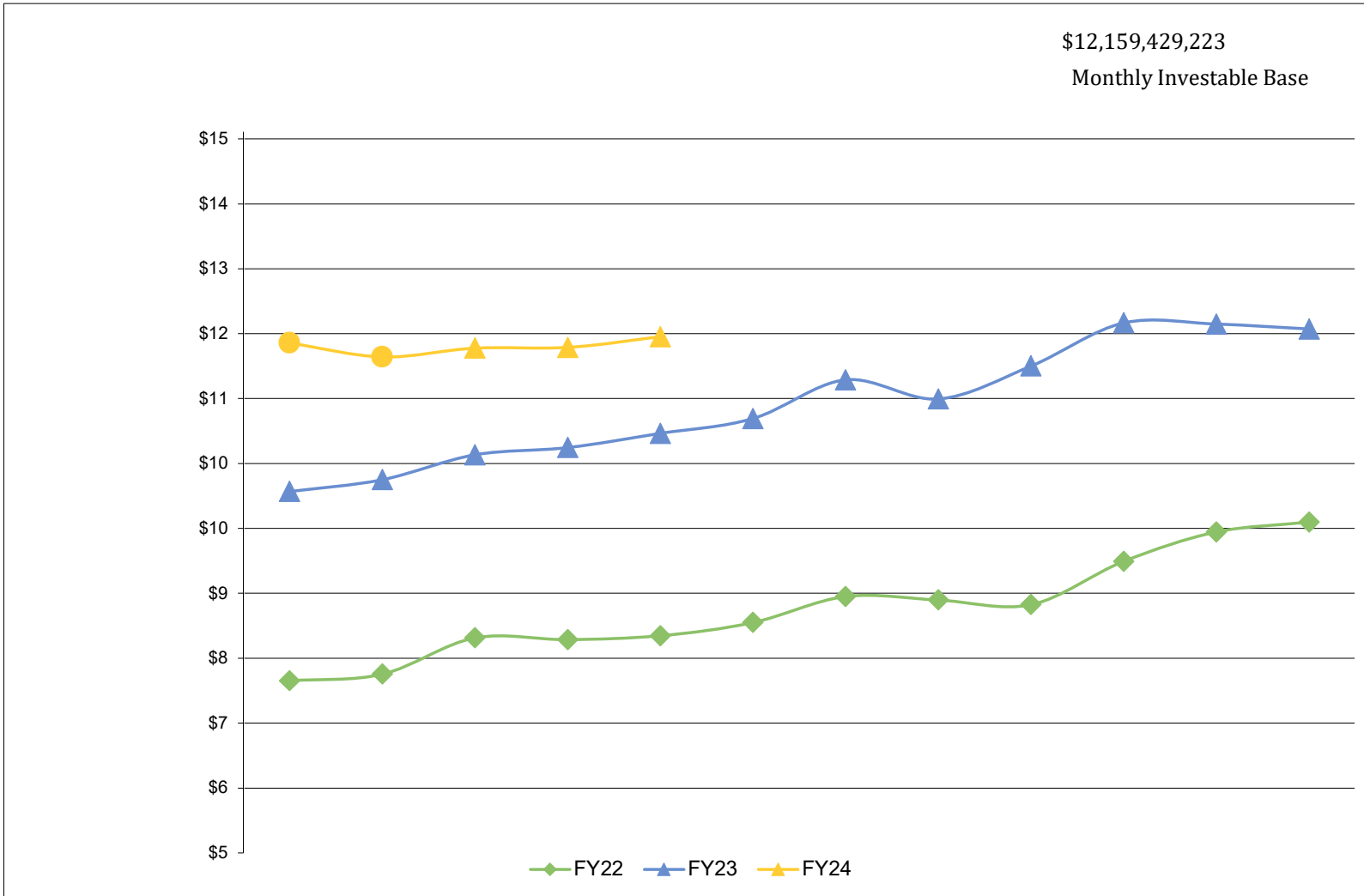
Office of the State Treasurer  
Performance Comparison  
November 30, 2023

	Current Month	Fiscal Year-to-Date
Securities, General Revenue Account	1.56%	1.76%
Securities, Agency Directed Langston University	8.69%	4.33%
Benchmark Merrill Lynch, US 1 Year T-Bill	0.73%	2.45%

Analysis by Northern Trust Company  
Represents dollar-weighted and time-weighted rates of return



Office of the State Treasurer  
General Revenue Fund, 36 Month Investable Base (Billions)  
November 30, 2023





Office of the State Treasurer  
 Banking, Custody, and other Fees  
 November 30, 2023

Depository Bank	Tax ID Number	City	State	Amount
Arvest Bank	73-1291209	Bartlesville	Oklahoma	112
BancFirst	73-1332918	OKC	Oklahoma	89
Bank of America	57-0236115	OKC	Oklahoma	2,499
Central National Bank	73-0177591	Alva	Oklahoma	84
Central Service Bank	73-0783952	Enid	Oklahoma	13
Federal Reserve Bank	44-0545874	Kansas City	Kansas	1,260
Intrust Bank	48-0477525	Wichita	Kansas	179
JP Morgan/Chase, Okla., NA	73-0777610	OKC	Oklahoma	30,230
The Bank N.A.	73-0344910	McAlester	Oklahoma	22
<b>Total</b>				<b>34,488</b>

**Money Market Mutual Funds**

The State Treasurer participates in the following money market mutual funds. The funds managers are compensated for certain operating expenses by deducting a fee from the gross interest earnings.

Fund Manager	Tax ID	Annualized fee	Amount
Invesco	76-0574220	0.180%	62,733
JPMorgan Securities	23-2694160	0.180%	62,433
Goldman Sachs	06-1287410	0.110%	38,259
BOSC Inc	73-1275307	0.070%	24,347

Note: Pursuant to Oklahoma State Statute Title 62, Section 89.7, all known fees are to be reported. The money market mutual fund fees reported are shown at the contracted rate.

**Securities Lending Program**

The State Treasurer participates in a securities lending program with Northern Trust Company acting as lending agent. Northern Trust retains 20% of the revenues generated as compensation for services, their share for the month was \$ 22,878. Pursuant to Oklahoma State Statute Title 62 Section 90, the State Treasurer retains the first \$450,000 of security lending revenue in a revolving fund. These funds are used to pay custody and other banking fees. Any revenue not needed for this purpose is deposited to the General Fund.

**Northern Trust Custody Fees**

Pursuant to custodial contract with Northern Trust Company, custody fees are paid quarterly. Fees paid to Northern Trust Company for first quarter FY2024 was 11,250.



**OKLAHOMA**  
State Treasurer

## AGENCY-DIRECTED INVESTMENTS

---

### November 2023

#### **Treasurer's Mission Statement**

The mission of the Office of the State Treasurer is to serve the people of Oklahoma by providing sound banking and investment services, reuniting individuals and businesses with their unclaimed property, and promoting economic opportunities in a fiscally responsible and efficient manner while adhering to the highest professional and ethical standards.



Office of the State Treasurer  
 Agency Directed Investments  
 November 30, 2023

Issuer	Face Amount/Shares	Market Value	Book Value	% of Portfolio
<b>ARPA Funding</b>				
JPMorgan MM	1,182,269,129	1,182,269,129	1,182,269,129	0.80
US Agency Bonds	25,000,000	24,708,521	24,943,414	0.02
US Treasury	275,000,000	272,259,295	274,755,964	0.18
<b>Total, ARPA Funding</b>	<b>1,482,269,129</b>	<b>1,479,236,945</b>	<b>1,481,968,507</b>	<b>1.00</b>
<b>Langston - Agency Directed</b>				
Fundamental Investors Inc A	16,499	1,161,185	371,159	0.33
Investment Co of America A	16,849	837,711	371,249	0.33
Washington Mutual Fund A	17,404	976,569	371,269	0.34
Northern Trust - Agency Fund	1,821	1,821	1,821	0.00
<b>Total / Average</b>	<b>52,573</b>	<b>2,977,286</b>	<b>1,115,498</b>	<b>1.00</b>
<b>Report Total</b>	<b>1,482,321,702</b>	<b>1,482,214,231</b>	<b>1,483,084,005</b>	



Office of the State Treasurer  
State Agency Directed by Broker  
November 30, 2023

Broker

Tax ID

Purchases at Cost

Sales at Cost

---

No activity



Office of the State Treasurer  
State Agency Directed by Security Type  
November 30, 2023

Broker	Tax ID	Purchases at Cost	Sales at Cost
No activity			





Office of the State Treasurer  
 Assets Under Management  
 November 30, 2023

Account	Class Funding	Agency	Interest Rate	Days to Maturity	Market Value
2109002	8090B	OMES- Risk Mgmt Revolving Fund ASA	2.8535	1	82,637,444
2118506	8185F	Corporation Commission	2.8535	1	26,735,523
2137001	8370A	OIFA	2.8535	1	7,536,633
2138503	8385C	Oklahoma Insurance Department	2.8535	1	2,822,211
2139101	8391A	Multiple Injury Trust Fund	2.8535	1	34,275,986
2141001	8410A	Commissioners of the Land Office	2.8535	1	99,151,941
2142001	8420A	Langston University	2.8535	1	8,602,679
2143500	79901	Oklahoma Lottery Commission	2.8535	1	12,277,116
2143501	8435A	Oklahoma Lottery Commission	2.8535	1	6,466,279
2147704	8477D	Oklahoma Bureau of Narcotics	2.8535	1	14,988,843
2151500	79901	OPERS	2.8535	1	5,144,961
2151501	8515A	OPERS	2.8535	1	299,974
2151502	8515B	OPERS	2.8535	1	46,486
2151503	8515C	OPERS	2.8535	1	90,384
2151504	8515D	OPERS	2.8535	1	2,227,260
2151505	8515E	OPERS	2.8535	1	42,831
2151506	8515F	OPERS	2.8535	1	25,875
2151507	8515G	OPERS	2.8535	1	126,915
2151508	8515H	OPERS	2.8535	1	34,505
2153001	8530A	Panhandle State University	2.8535	1	2,153,304
2155701	8557A	OK Police Pension	2.8535	1	23,262,381
2169502	8695B	Tax Commission	2.8535	1	490,292,378
2169505	8695E	Tax Commission	2.8535	1	13,011
2169520	8695T	Tax Commission	2.8535	1	(91,463)
2169521	8695U	Tax Commission	2.8535	1	102,506,684
2174007	8740G	State Treasurer	2.8535	1	715,688
2183006	8830F	DHS - CSED	2.8535	1	10,721,617
7200039	20000	Oklahoma Boll Weevil Eradication	2.8535	1	4,006,238
7200131	79901	Department of Corrections	2.8535	1	16,778,613
7200320	20000	Department of Wildlife	2.8535	1	3,309,660
7200359	20000	OERB	2.8535	1	18,888,815
7200370	20000	OIFA	2.8535	1	719,611
7200391	20000	Multiple Injury Trust Fund	2.8535	1	83,877
7200410	20000	Commissioners of the Land Office	2.8535	1	2,098,739
7200435	20000	Oklahoma Lottery Commission	2.8535	1	26,604,731
7200515	20000	OPERS	2.8535	1	358,590
7200588	20000	Real Estate Commission	2.8535	1	3,719,598
7200830	20000	Department of Human Services	2.8535	1	118,294
7201825	20100	University Hospitals Authority	2.8535	1	6,033,522
7205090	20500	OMES Risk Management Division/DSC	2.8535	1	41,653,782
7205131	79901	Department of Corrections	2.8535	1	765,417
7205204	20500	JM Davis Arms & Historical Museum	2.8535	1	20,413

Interest rate is net of 1.25 bp management fee



Office of the State Treasurer  
 Assets Under Management  
 November 30, 2023

Account	Class Funding	Agency	Interest Rate	Days to Maturity	Market Value
7205320	20500	Department of Wildlife	2.8535	1	1,332,284
7205359	20500	Sustaining OK Energy Resources	2.8535	1	7,132,760
7205435	20500	Oklahoma Lottery Commission	2.8535	1	258,643
7205515	20500	OPERS	2.8535	1	438,941
7205563	20500	OK Bd for Private Vocational Schools	2.8535	1	273,521
7205630	20500	Oklahoma Department of Securities	2.8535	1	1,816,417
7205807	20500	Oklahoma Health Care Authority	2.8535	1	1,270,785
7210270	21000	State Election Board	2.8535	1	1,958,408
7210320	21000	Department of Wildlife	2.8535	1	6,092,300
7210350	21000	Oklahoma Historical Society	2.8535	1	30
7210400	21000	Office of Juvenile Affairs	2.8535	1	3,303
7210410	21000	Commissioners of the Land Office	2.8535	1	5,647,567
7210515	21000	OPERS	2.8535	1	937,883
7210570	21000	State Board of Licensure for Professional Engineers & Land	2.8535	1	280,518
7210588	21000	Real Estate Commission	2.8535	1	320,590
7215270	21500	State of Oklahoma Election Board - HAVA	2.8535	1	8,810,167
7215320	21500	Department of Wildlife	2.8535	1	4,473,392
7215566	21500	Tourism & Recreation Department	2.8535	1	6,707,831
7215585	21500	Department of Public Safety	2.8535	1	3,022,591
7215670	21500	JD McCarty Center	2.8535	1	799,068
7215825	215000	University Hospitals Authority	2.8535	1	1,842,473
7216805	21600	Department of Rehabilitation Services	2.8535	1	1,066,102
7220320	22000	Dept of Wildlife Conservation	2.8535	1	7,185,931
7220570	22000	OSB of Licensure for Professional Engineers and Land Surv	2.8535	1	294,197
7220585	22000	Department of Public Safety	2.8535	1	6,371,510
7220830	22000	Department of Human Services	2.8535	1	10,203
7225040	22500	Department of Agriculture	2.8535	1	182,454
7225830	22500	Department of Human Services	2.8535	1	6,148,165
7230220	23000	Oklahoma Crime Victims Compensation	2.8535	1	2,081,846
7230345	23000	Department of Transportation	2.8535	1	7,505,720
7230695	23000	Tax Commission	2.8535	1	2,085,450
7230807	23000	Health Care Authority	2.8535	1	0
7235605	23500	Regents for Higher Education	2.8535	1	8,618,841
7240807	24000	Health Care Authority	2.8535	1	38,023,816
7240830	24000	Oklahoma Human Services	2.8535	1	15,805,398
7244090	24400	OMES Dept of Central Services	2.8535	1	822,864
7245807	24500	Health Care Authority	2.8535	1	5,451,932
7255090	25500	Department of Central Services	2.8535	1	1,359,328
7255585	25500	Oklahoma Dept of Public Safety	2.8535	1	158,502
7260090	26000	OMES Risk Management Division	2.8535	1	6,125,210
7265090	26500	OMES- Risk Mgmt	2.8535	1	156,513
7275740	27500	OST - SEED	2.8535	1	1,480
7280090	28000	OMES DCS Property Distribution	2.8535	1	506,536

Interest rate is net of 1.25 bp management fee



Office of the State Treasurer  
 Assets Under Management  
 November 30, 2023

Account	Class Funding	Agency	Interest Rate	Days to Maturity	Market Value
7280131	79901	Department of Corrections	2.8535	1	8,905,237
7280345	28000	Department of Transportation	2.8535	1	2,582,264
7285345	28500	Department of Transportation	2.8535	1	164,604,469
7295090	27000	Emergency & Transportation	2.8535	1	8,518,619
7296150	29600	University of Science & Arts	2.8535	1	43
7303000	30300	Tobacco Litigation Escrow Fund	2.8535	1	31,365
7360566	36000	Tourism & Recreation Department	2.8535	1	6,419,954
7403292	40300	Oklahoma Department of Environmental Quality	2.8535	1	828,380
7405220	40500	District Attorneys Council	2.8535	1	3,168,550
7408105	40800	OCIA	2.8535	1	545,874
7409105	40900	OCIA - NACEA Revenue Series 2018B	2.8535	1	89,526
7411105	41100	OCIA - Capitol Repair Revenue Series 2018C	2.8535	1	441,174
7412105	41200	OCIA	2.8535	1	2,537,521
7415105	41500	OCIA - DOC Construction Series 2018D	2.8535	1	2,343,519
7416000	41600	OSF - Oil Overcharge	2.8535	1	304,802
7416105	41600	OCIA - DOC Revenue Series 2018D	2.8535	1	1,513,722
7416160	41600	Department of Commerce	2.8535	1	3,206,641
7419105	41900	OCIA	2.8535	1	2,296,935
7420105	42000	OCIA - Construction Series 2019A	2.8535	1	1,196,499
7424105	42400	OCIA - Revenue Series 2019A	2.8535	1	426,796
7426000	42600	OSF - Oil Overcharge	2.8535	1	2,546,774
7426160	42600	Department of Commerce	2.8535	1	16,617,444
7428105	42800	OCIA Endowed Chairs Fund	2.8535	1	970,968
7430010	43000	Oklahoma State University	2.8535	1	3,372,165
7430011	43000	Oklahoma State University	2.8535	1	3,227,860
7430012	43000	Oklahoma State University	2.8535	1	3,224,163
7430013	43000	Oklahoma State University	2.8535	1	3,515,466
7430014	43000	Oklahoma State University	2.8535	1	3,063,895
7430015	43000	Oklahoma State University	2.8535	1	3,108,998
7430016	43000	Oklahoma State University	2.8535	1	199,957
7430100	43000	Cameron University	2.8535	1	965,053
7430420	43000	Langston University	2.8535	1	514,249
7430461	43000	Rogers State College	2.8535	1	1,388,061
7430505	43000	Northwestern Oklahoma State University	2.8535	1	445,443
7430530	60000	Panhandle State University	2.8535	1	12,187
7430665	43000	Southwestern Oklahoma State University	2.8535	1	2,652,075
7430760	43000	University of Oklahoma	2.8535	1	42,982,146
7430770	43000	OUHSC	2.8535	1	87,541,059
7430773	43000	Oklahoma State University	2.8535	1	3,048,871
7434105	43400	OCIA	2.8535	1	734
7436000	43600	OSF - Oil Overcharge	2.8535	1	2,793
7436105	43600	OCIA	2.8535	1	454,321
7437105	43700	OCIA	2.8535	1	671,911

Interest rate is net of 1.25 bp management fee



Office of the State Treasurer  
 Assets Under Management  
 November 30, 2023

Account	Class Funding	Agency	Interest Rate	Days to Maturity	Market Value
7438105	43800	OCIA	2.8535	1	385,531
7439105	43900	OCIA Series 2020A Rev Fund	2.8535	1	2,977,333
7442105	44200	OCIA	2.8535	1	2,199,603
7443105	44300	OCIA	2.8535	1	666,432
7444105	44400	OCIA 2017C Series	2.8535	1	685
7444835	44400	Water Resources Board	2.8535	1	12,606,159
7445105	44500	OCIA - 2017B Capitol Repair 2 Revenue	2.8535	1	810,400
7445835	44500	Water Resources Board	2.8535	1	6,918,247
7447105	44700	2017A Revenue Fund	2.8535	1	309,053
7450105	45000	OCIA Series 2020B	2.8535	1	1,668,959
7452105	45200	OCIA Series 2020D	2.8535	1	84,158
7453105	45300	OCIA Series 2020D	2.8535	1	1,894,183
7454105	45400	OCIA Series 2020E	2.8535	1	534,284
7455105	45500	OCIA	2.8535	1	357,035
7455160	45500	Department of Commerce	2.8535	1	275,111
7458105	45800	OCIA Series 2020C	2.8535	1	928,372
7459105	45900	OCIA Endowed Chairs 2021	2.8535	1	848,195
7460100	46000	Cameron University	2.8535	1	11,154
7460105	46000	OCIA (TIFIA/ODOT 2022)	2.8535	1	9,486
7461105	46100	OCIA (TIFIA/ODOT 2022)	2.8535	1	394,390
7463105	46300	OCIA (Conservation-2022A)	2.8535	1	18,035,557
7464105	46400	OCIA	2.8535	1	22,091
7465105	46500	OCIA (Conservation-2022A)	2.8535	1	207,477
7466105	46600	OCIA (National Guard Museum 2022B)	2.8535	1	45,779,370
7467105	46700	OCIA (National Guard Museum 2022B)	2.8535	1	539,218
7468105	46800	OCIA ODVA-2022C	2.8535	1	29,030,804
7469105	46900	OCIA ODVA-2022C	2.8535	1	222,079
7470010	47000	Oklahoma State University Capital Bond Project	2.8535	1	713,405
7471835	47100	Water Resources Board	2.8535	1	1,672,540
7472835	47200	Water Resources Board	2.8535	1	88,934,704
7473835	47300	Water Resources Board	2.8535	1	106,696,202
7475750	47500	Tulsa Community College	2.8535	1	6,267
7475770	47500	OUHSC	2.8535	1	45,626,057
7476760	47600	University of Oklahoma	2.8535	1	15
7481105	48500	OCIA	2.8535	1	546,022,698
7485010	48500	OKLAHOMA STATE UNIVERSITY	2.8535	1	55,583
7486010	48600	OKLAHOMA STATE UNIVERSITY	2.8535	1	153,115
7488010	48800	OKLAHOMA STATE UNIVERSITY	2.8535	1	8,969,124
7488105	48800	OCIA	2.8535	1	36,258
7490010	49000	Oklahoma State University	2.8535	1	49,913
7490013	49000	Oklahoma State University	2.8535	1	22,640
7490015	49000	Oklahoma State University	2.8535	1	1,447
7490270	49000	Oklahoma State Election Board	2.8535	1	18

Interest rate is net of 1.25 bp management fee



Office of the State Treasurer  
 Assets Under Management  
 November 30, 2023

Account	Class Funding	Agency	Interest Rate	Days to Maturity	Market Value
7490760	49000	University of Oklahoma	2.8535	1	890,438
7490773	49000	Oklahoma State University	2.8535	1	58,598
7491220	49100	District Attorneys Council	2.8535	1	273,024
7497835	49700	Water Resources Board	2.8535	1	11,968,814
7512410	8410A	Commissioners of the Land Office	2.8535	1	97,749
7513410	8410A	Commissioners of the Land Office	2.8535	1	230,397
7514410	8410A	Commissioners of the Land Office	2.8535	1	3,552,782
7600010	60000	Oklahoma State University	2.8535	1	5,233,706
7600100	60000	Cameron University	2.8535	1	1,024,615
7600120	60000	University of Central Oklahoma	2.8535	1	5,119,458
7600150	60000	University of Science & Arts	2.8535	1	344,469
7600230	60000	East Central University	2.8535	1	1,241,186
7600420	60000	Langston University	2.8535	1	1,719,735
7600485	60000	Northeastern State University	2.8535	1	2,097,698
7600490	60000	Northern Oklahoma College	2.8535	1	287,540
7600505	60000	Northwestern Oklahoma State University	2.8535	1	1,969,061
7600530	60000	Panhandle State University	2.8535	1	134,753
7600660	60000	Southeastern Oklahoma State University	2.8535	1	198,630
7600665	60000	Southwestern Oklahoma State University	2.8535	1	3,731,367
7600760	60000	University of Oklahoma	2.8535	1	4,513,404
7650010	65000	Oklahoma State University	2.8535	1	3,295,343
7650100	65000	Cameron University	2.8535	1	534,939
7650120	65000	University of Central Oklahoma	2.8535	1	2,588,289
7650150	65000	University of Science & Arts	2.8535	1	264,730
7650230	65000	East Central University	2.8535	1	1,049,898
7650420	65000	Langston University	2.8535	1	1,114,107
7650485	65000	Northeastern State University	2.8535	1	596,402
7650490	65000	Northern Oklahoma College	2.8535	1	2,410,890
7650505	65000	Northwestern Oklahoma State University	2.8535	1	775,871
7650530	65000	Panhandle State University	2.8535	1	86,880
7650660	65000	Southeastern Oklahoma State University	2.8535	1	336,648
7650665	65000	Southwestern Oklahoma State University	2.8535	1	975,902
7650760	65000	University of Oklahoma	2.8535	1	2,714,330
7700040	70000	Department of Agriculture	2.8535	1	11,474,262
7700041	70000	Western Oklahoma State College	2.8535	1	124,345
7700131	79901	Department of Corrections	2.8535	1	29,332,108
7700240	70000	Eastern Oklahoma State College	2.8535	1	823,024
7700461	70000	Rogers State College	2.8535	1	10,580,443
7700490	70000	Northern Oklahoma College	2.8535	1	5,631,858
7700606	70000	Ardmore Higher Education Center	2.8535	1	0
7700633	70000	Oklahoma City Community College	2.8535	1	8,118,301.25
7700660	70000	Southeastern Oklahoma State University	2.8535	1	2,548,533
7700760	70000	University of Oklahoma	2.8535	1	82,645,674

Interest rate is net of 1.25 bp management fee



Office of the State Treasurer  
 Assets Under Management  
 November 30, 2023

Account	Class Funding	Agency	Interest Rate	Days to Maturity	Market Value
7700830	70000	Department of Human Services	2.8535	1	1,214,482
7701010	70100	Oklahoma State University	2.8535	1	14,201,605
7701150	70100	University of Science & Arts	2.8535	1	2,532,093
7701165	70100	Connors State College	2.8535	1	1,082,038
7701400	70100	Office of Juvenile Affairs	2.8535	1	6,014
7701480	70100	Northeasten Oklahoma A&M College	2.8535	1	483,819
7701530	70100	Panhandle State University	2.8535	1	65,765
7701605	70100	Regents for Higher Education	2.8535	1	35,107,677
7701650	70100	Department of Veteran Affairs	2.8535	1	743,463
7701770	70100	OUHSC	2.8535	1	402,838,560
7701805	70100	Department of Rehabilitation Services	2.8535	1	195,348
7701865	70100	OK Workers' Comp Commission	2.8535	1	5,291,020
7702120	70200	University of Central Oklahoma	2.8535	1	14,464,791
7702650	70200	Department of Veteran Affairs	2.8535	1	682,435
7703650	70300	Department of Veteran Affairs	2.8535	1	689,359
7704120	70400	University of Central Oklahoma	2.8535	1	2,553,100
7704650	70400	Department of Veteran Affairs	2.8535	1	1,105,416
7704865	70400	OK Workers' Comp Commission	2.8535	1	47,251
7705505	70500	Northwestern Oklahoma State University	2.8535	1	2,694,256
7705650	70500	Department of Veteran Affairs	2.8535	1	1,340,375
7705675	70500	Self Insurance Guaranty Fund	2.8535	1	2,339,363
7705865	70500	OK Workers' Comp Commission	2.8535	1	44,674
7706452	70600	Community Mental Health Center Rep Payee Account	2.8535	1	8,778
7706650	70600	Department of Veteran Affairs	2.8535	1	76,536
7706750	70600	Tulsa Community College	2.8535	1	5,033,763
7706865	70600	OK Workers' Comp Commission	2.8535	1	183,492
7707452	70700	Central Oklahoma CMHC Rep Payee Account	2.8535	1	49,288
7707585	70700	Department of Public Safety	2.8535	1	9,288,580
7707605	70700	Regents for Higher Education	2.8535	1	20,423,161
7707650	70700	Department of Veteran Affairs	2.8535	1	489,800
7707865	70700	OK Workers' Comp Commission	2.8535	1	252,656
7708108	70800	Carl Albert State College	2.8535	1	3,790,204
7708605	70800	Regents for Higher Education	2.8535	1	210,285
7709605	70900	Regents for Higher Education	2.8535	1	6,500,897
7710350	71000	Oklahoma Historical Society	2.8535	1	1,349,102
7710452	71000	Oklahoma Department of Mental Health	2.8535	1	1,701,965
7710605	71000	Regents for Higher Education	2.8535	1	5,285,015
7711185	8740G	Corporation Commission	2.8535	1	67,164,023
7711420	71100	Langston University	2.8535	1	153,845
7711452	71100	Griffin Memorial Hospital Rep Payee	2.8535	1	23,122
7711605	71100	Regents for Higher Education	2.8535	1	778,504
7712605	71200	Regents for Higher Education	2.8535	1	119,091
7713605	71300	Regents for Higher Education	2.8535	1	29,409,539

Interest rate is net of 1.25 bp management fee



Office of the State Treasurer  
 Assets Under Management  
 November 30, 2023

Account	Class Funding	Agency	Interest Rate	Days to Maturity	Market Value
7714605	71400	Regents for Higher Education	2.8535	1	16,475,585
7715605	71500	Regents for Higher Education	2.8535	1	1,798,494
7718605	71800	Regents for Higher Education	2.8535	1	14,134,478
7719605	71900	Regents for Higher Education	2.8535	1	41,338
7723623	72300	Seminole State College	2.8535	1	436,894
7725100	72500	Cameron University	2.8535	1	810,022
7730230	73000	East Central University	2.8535	1	714,247
7730830	73000	Department of Human Services	2.8535	1	278,785
7740605	74000	Regents for Higher Education	2.8535	1	2,626,631
7741241	74100	Redlands Community College	2.8535	1	2,472,835
7745605	74500	Regents for Higher Education	2.8535	1	1,205,741
7747470	74700	Murray State College	2.8535	1	3,692,334
7750350	75000	Oklahoma Historical Society	2.8535	1	302,742
7750531	75000	Rose State College	2.8535	1	16,907,174
7751485	75100	Northeastern State University	2.8535	1	14,812,202
7752485	75200	Northeastern State University	2.8535	1	3,265,927
7765665	76500	Southwestern Oklahoma State University	2.8535	1	3,369,985
7790041	79000	Western Oklahoma State College	2.8535	1	15,659
7790470	79000	Murray State College	2.8535	1	1
7790490	79000	Northern Oklahoma College	2.8535	1	1,497
7805370	80500	OIFA	2.8535	1	112
7847740	84700	OSF Building Project Fund	2.8535	1	7,950
7851740	85100	OCIA	2.8535	1	4,849,824
7853740	85300	Oklahoma 2010b GO Sinking Fund	2.8535	1	40
7854740	85400	OCIA Endowed Chair Fund 2010	2.8535	1	3,932,728
7862740	86200	OCIA 2013	2.8535	1	414,224
7910467	91000	OSF Escrow Fund	2.8535	1	190,592
7920605	92000	Regents for Higher Education	2.8535	1	31,398,970
<b>State Agency, Investable Base</b>					<b>3,517,694,408</b>
<b>State of Oklahoma, Investable Base</b>					<b>12,159,429,223</b>
<b>Assets Under Management</b>					<b>15,677,123,631</b>