

Treasurer Todd Russ



OKLAHOMA
State Treasurer

TREASURER'S INVESTMENTS

May 2024

Treasurer's Mission Statement

The mission of the Office of the State Treasurer is to serve the people of Oklahoma by providing sound banking and investment services, reuniting individuals and businesses with their unclaimed property, and promoting economic opportunities in a fiscally responsible and efficient manner while adhering to the highest professional and ethical standards.



OKLAHOMA State Treasurer Todd Russ

Investment Report

May 2024

PORTFOLIO PERFORMANCE, DIVERSIFICATION AND STRATEGY

May portfolio yielded **3.30%**, up from **2.48% last year**, with a weighted average maturity of 985 days.

Total assets under management of **\$16.4 billion**, up \$800 million in comparison to May 2023.

Total portfolio contained **69.8% in U.S. Treasuries**, **5.7% in U.S. government agencies**, **15.7% in mortgage-backed securities**, **7.7% in money market mutual funds**, **0.3% in certificates of deposit**, and **0.8% in state bond issues and foreign bonds**, comprising the balance of funds invested.

"Yields will continue to grow as the portfolio sheds the older investments and takes on the influence of the new rate range. Total portfolio yields are lower than current yields due to the laddered structure of the investments over a 3 year average." **STATE TREASURER**

PORTFOLIO	UTILIZATION	INVESTMENT OPPORTUNITIES	DIVERSIFICATION
Seek safety, liquidity and return on investment, in that order	Laddered bond maturities and buy-and-hold	Market observation, maximizing income within investment parameters and stable interest rates	Sound strategy keeping with the state's statutory investment objectives

TOTAL FUNDS INVESTED Available market value investment funds, including State Treasurer investments at **\$12,245,303,149**. State Agency balances in OK Invest of **\$3,965,321,455**, for a total of **\$16,210,624,604**.

MARKET CONDITIONS Treasuries saw an overall decline for the month of May. The 2-year treasury fell **0.16%** to **4.87%**. The 10-year treasury decreased by **0.18%** to **4.5%**. The 30-year treasury saw a **0.14%** decrease to **4.65%**.

The month of May marked a rebound from April's weak market performance. The year started with a strong start with three months of impressive growth in the stock market. However, due to unfavorable inflation metrics, April saw the first red month of the year. A big difference for May was the release of the Fed's preferred price index, the Personal Consumption Expenditure price index (PCE.) The PCE rose **2.7%** year-over-year, which met expectations of many economists. This report showed that inflation is not worsening and led to a market rally.

The Federal Reserve met May 1, producing a sixth straight decision to leave rates unchanged. The federal funds rate is **5.25% to 5.5%**, where it has been since July of 2023. **Fed Chair Jerome Powell stated in a press conference that another hike is unlikely.** The latest inflation figures are more reassuring than the information available during the meeting. The CME FedWatch Tool predicts a **67.7%** chance of a rate cut at the September meeting.

	S&P	Dow	Nasdaq
For the month	4.8%	0.78%	6.88%
For the year	10.64%	2.64%	11.48%

According to Treasury and Risk, "Minutes from the two-day Federal Open Market Committee (FOMC) gathering that ended on May 1 show that, while participants assessed that policy was 'well-positioned,' various officials mentioned a willingness to tighten policy further if warranted."

ECONOMIC DEVELOPMENTS May's unemployment rate came in at an unexpected **4%**, up **0.1%** from April. This is the first time the unemployment rate has been at **4% since January of 2022**. On the other hand, nonfarm payrolls increased by **272,000** in May, compared to April's revised **165,000**.

The Consumer Price Index (CPI) outperformed expectations of many economists, going unchanged from April to May. Year-over-year change came in at **3.3%**, slightly cooler than April's **3.4%** increase. Shelter continued its climb with a **0.4%** increase. Food increased by **0.1%**. While the energy index dropped by **2%**, with a **3.6%** decrease in the gasoline index. Core CPI, which excludes food and energy, rose **0.2%**, compared to **0.3%** in April. Annualized core CPI increased **3.4%**. This was a **3.6%** increase in April. May's annualized core CPI increase is the lowest since April of 2021. The Producer Price Index (PPI) also beat expectations, declining **0.2%** over the month. Annualized, PPI growth slowed to **2.2%**, compared to April's upwardly revised **2.3%**. Core PPI, which excludes food and energy prices, remained flat over the month. These CPI and PPI releases suggest inflation is cooling and keep hopes alive for a rate cut this year.

Consumer spending lost some momentum for the month of April, coming in at a **0.0%** change from March. March saw a revised increase of **0.6%**. Many economists expected a **0.4%** increase for April. Despite this jump in sales at the gas pump, most sectors showed a decrease in spending. The worst performing sector was online retail sales, which dropped **1.2%** over the month.

Homes actively for sale in May grew by **35.2%** compared to last year. April's figure for year-over-year homes for sale was **30.4%**. For seven straight months, the number of homes for sale has increased at a healthy pace. The median price of homes for sale was **\$442,500**, higher than last month by about **1%**. Price per square foot was up **3.8%**, which points to smaller and more affordable homes being listed more frequently. Homes in the **\$200,000 to \$350,000** price category increased at a faster rate than any other category at **46.6%**. April's growth in this range was **41%**.

The second estimate for Q1 Real Gross Domestic Product (GDP) showed an annual increase of **1.3%**. This is in comparison to the first estimate, which was **1.6%**. In the fourth quarter of 2023, the GDP increased by **3.4%**. This increase in GDP was the smallest since the second quarter of 2022. **Comerica Chief Economist Bill Adams says, "A cooler economy is limiting businesses' ability to raise prices, which will help slow inflation in the second half of the year."**

According to the Bureau of Labor Statistics: "In May, employment continued to trend up in several industries, led by health care; government; leisure and hospitality; and professional, scientific, and technical services."

According to Bloomberg: "Services were the main reason why core inflation came in less than forecast, helped by a decline in car insurance after the biggest run-up in prices in that category since the 1970s."

According to CNN Business: "By sector, the biggest monthly increase in spending was at gas stations, where sales were up 3.1% in April compared to March. That's likely a result of surging gas prices experienced in the previous two months."

According to Realtor.com Market Trends Report: "While the housing market is still in the seller's territory, it is expected to shift in a buyer-friendly direction as mortgage rates resume their decline over the next year and the number of homes for sale increases. Already, the housing market has taken steps in this direction."

According to the Bureau of Economic Analysis: "Compared to the fourth quarter, the deceleration in real GDP in the first quarter primarily reflected decelerations in consumer spending, exports, and state and local government spending and a downturn in federal government spending."

COLLATERALIZATION All funds under the control of this office requiring collateralization were secured at rates ranging from 100% to 110%, depending on the type of investment.

PAYMENTS, FEES, AND COMMISSIONS Securities were purchased or sold utilizing competitive bidding. Bank fees and money market mutual fund operating expenses are detailed in the attached pages, as is the earnings split between the State Treasurer and the master custodian bank on securities lending income.

Best regards,



TODD RUSS
STATE TREASURER

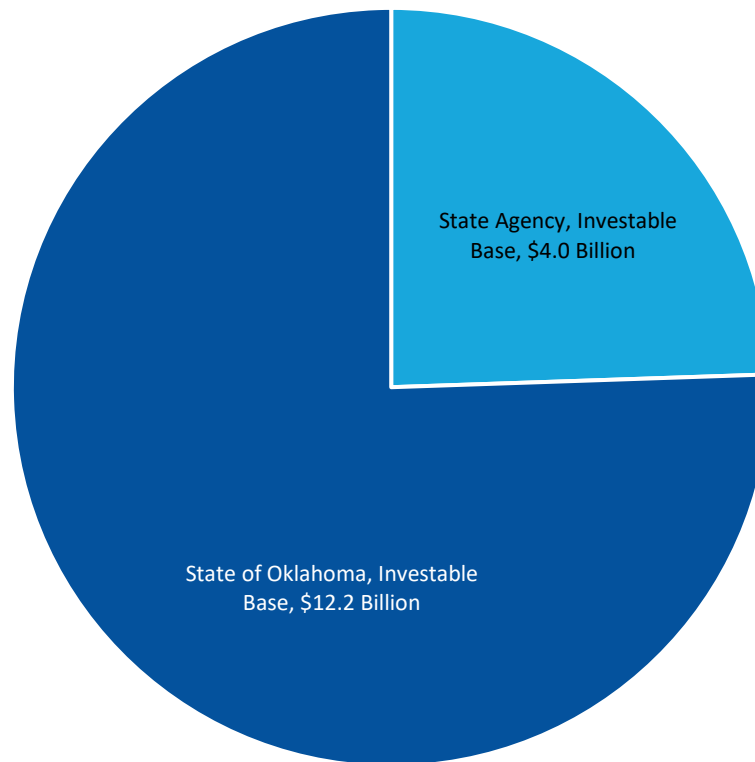
CC: The Honorable *Kevin Stitt*, Governor
The Honorable *Charles McCall*, Speaker of the House
The Honorable *Greg Treat*, President Pro Tempore
The Honorable *Gentner Drummond*, Attorney General
The Honorable *Cindy Byrd*, State Auditor and Inspector



OKLAHOMA
State Treasurer

Office of the State Treasurer
Distribution of Assets Under Management
May 31, 2024

\$16.2 Billion





Office of the State Treasurer
 Portfolio Composition
 May 31, 2024

Asset Category	Face Amount/ Shares	Market Value	Book Value	% of Portfolio	YTM @ Cost	Weighted Average Maturity
Certificate of Deposit	41,374,000	41,374,000	41,374,000	0.3	5.32%	47
Foreign Bonds	107,500,000	106,958,196	107,500,000	0.6	4.97%	718
Money Market - Mutual Funds	1,294,459,781	1,294,459,781	1,294,459,781	7.7	5.21%	1
State Bond Issues	30,000,000	30,000,000	30,000,000	0.2	5.77%	854
US Agency - MBS	2,612,058,875	2,289,928,113	2,630,141,267	15.7	1.88%	2,250
US Agency Bonds	965,000,000	941,232,098	961,991,851	5.7	1.86%	283
US Treasury Bonds / Notes	12,075,000,000	11,506,672,416	11,715,876,588	69.8	3.50%	874
Total / Average	17,125,392,656	16,210,624,604	16,781,343,487	100.0	3.30%	985

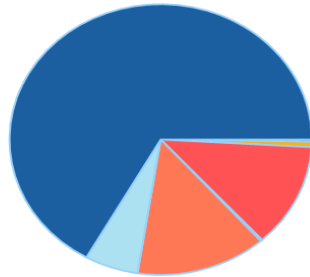


Office of the State Treasurer
 Distribution by Asset Category - Market Value
 Report Group: Monthly Investment Report

Begin Date: 4/30/2024, End Date: 5/31/2024

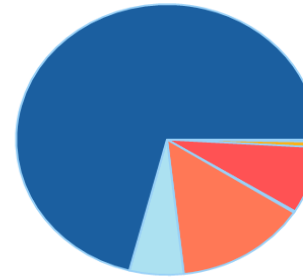
Asset Category	Market Value 4/30/2024	% of Portfolio 4/30/2024	Market Value 5/31/2024	% of Portfolio 5/31/2024
Certificate of Deposit	41,374,000	0.3	41,374,000	0.3
Foreign Bonds	106,786,636	0.6	106,958,196	0.6
Money Market - Mutual Funds	2,029,871,394	12.4	1,294,459,781	8.0
State Bond Issues	30,000,000	0.2	30,000,000	0.2
US Agency - MBS	2,286,218,365	14.0	2,289,928,113	14.1
US Agency Bonds	937,882,582	5.7	941,232,098	5.8
US Treasury Bonds / Notes	10,941,086,270	66.8	11,506,672,416	71.0
Total / Average	16,373,219,247	100.0	16,210,624,604	100.0

Portfolio Holdings as of 4/30/2024



- 0.25%-Certificate of...
- 0.65%-Foreign Bonds
- 12.4%-Money Market -...
- 0.18%-State Bond Iss...
- 13.96%-US Agency - M...
- 5.73%-US Agency Bond...
- 66.82%-US Treasury B...

Portfolio Holdings as of 5/31/2024



- 0.26%-Certificate of...
- 0.66%-Foreign Bonds
- 7.99%-Money Market -...
- 0.19%-State Bond Iss...
- 14.13%-US Agency - M...
- 5.81%-US Agency Bond...
- 70.98%-US Treasury B...



Office of the State Treasurer
 Distribution by Issuer - Market Value
 Report Group: Money Market*

Begin Date: 4/30/2024, End Date: 5/31/2024

Issuer Allocation

Issuer	Market Value 4/30/2024	% of Portfolio 4/30/2024	Market Value 5/31/2024	% of Portfolio 5/31/2024
AIM Invesco	644,408,528	31.7	433,429,352	33.5
Goldman Sachs	642,646,085	31.7	433,575,579	33.5
JPMorgan	742,789,296	36.6	427,425,577	33.0
Northern Trust	27,485	0.00	29,273	0.00
Total / Average	2,029,871,394	100.0	1,294,459,781	100.0

Portfolio Holdings as of 4/30/2024



- 31.75%-AIM Invesco
- 31.66%-Goldman Sachs
- 36.59%-JPMorgan
- 0%-Northern Trust

Portfolio Holdings as of 5/31/2024



- 33.48%-AIM Invesco
- 33.49%-Goldman Sachs
- 33.02%-JPMorgan
- 0%-Northern Trust

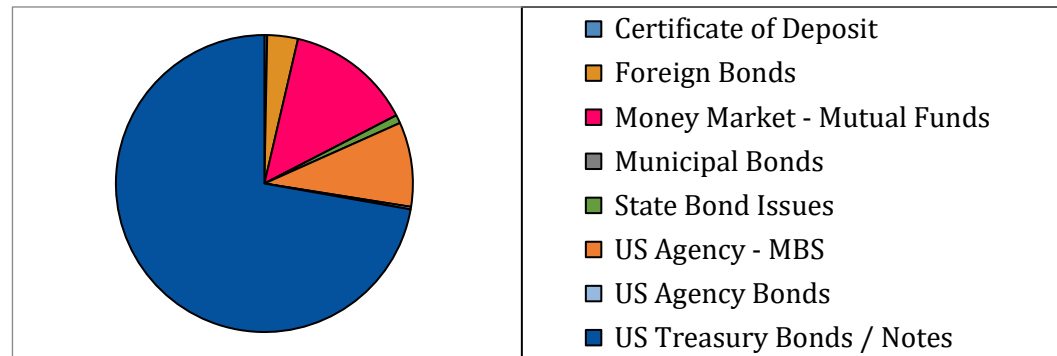
*Money market balances exclude funds from the American Rescue Plan Act (ARPA).



Office of the State Treasurer
Earnings by Asset Category
May 31, 2024

Asset Category	YTM @ Cost	Interest Earned Net of Amortization/ Accretion	Realized Gain/Loss	Total Earnings
Certificate of Deposit	5.32%	143,040	-	143,040
Foreign Bonds	4.97%	1,591,773	-	1,591,773
Money Market - Mutual Funds	5.21%	6,558,008	-	6,558,008
State Bond Issues	5.77%	432,500	-	432,500
US Agency - MBS	1.87%	4,568,470	(185,065)	4,383,405
US Agency Bonds	1.81%	(132,594)	-	(132,594)
US Treasury Bonds / Notes	3.50%	34,401,351	-	34,401,351
Link Deposit (not active)		-		-
Total or Average	3.30%	47,562,548	(185,065)	47,377,483

Total Earnings as of 5/31/2024





Office of the State Treasurer
Investment Activity
May 31, 2024

Description	CUSIP	Broker/ Dealer	Trade Date	Settlement Date	YTM @ Cost	Par	Principal	Price	Interest	Total
Buy										
T-Note 1.125 8/31/2028	91282CCV1	Morgan Stanley	5/3/2024	5/6/2024	4.558	25,000,000	21,669,922	86.680	51,206	21,721,128
T-Note 1.25 9/30/2028	91282CCY5	RBC	5/6/2024	5/7/2024	4.529	25,000,000	21,763,672	87.055	31,592	21,795,263
T-Note 1.25 9/30/2028	91282CCY5	UBS	5/7/2024	5/8/2024	4.494	25,000,000	21,796,875	87.188	32,445	21,829,320
T-Note 1.25 9/30/2028	91282CCY5	Morgan Stanley	5/21/2024	5/22/2024	4.471	25,000,000	21,842,773	87.371	44,399	21,887,172
T-Note 1.25 9/30/2028	91282CCY5	Hilltop	5/22/2024	5/23/2024	4.507	25,000,000	21,812,500	87.250	45,253	21,857,753
T-Note 1.25 9/30/2028	91282CCY5	UMB Bank	5/23/2024	5/24/2024	4.597	25,000,000	21,732,422	86.930	46,107	21,778,528
T-Note 1.375 10/31/2028	91282CDF5	Cantor Fitzgerald	5/3/2024	5/6/2024	4.551	25,000,000	21,812,500	87.250	5,605	21,818,105
T-Note 1.375 10/31/2028	91282CDF5	BNY Mellon Capital Markets	5/6/2024	5/7/2024	4.528	25,000,000	21,834,961	87.340	6,539	21,841,500
T-Note 1.375 10/31/2028	91282CDF5	BNY Mellon Capital Markets	5/7/2024	5/8/2024	4.489	25,000,000	21,873,047	87.492	7,473	21,880,520
T-Note 1.375 10/31/2028	91282CDF5	Morgan Stanley	5/8/2024	5/9/2024	4.527	25,000,000	21,838,867	87.355	8,407	21,847,274
T-Note 1.375 10/31/2028	91282CDF5	Mizuho Securities	5/21/2024	5/22/2024	4.462	25,000,000	21,921,875	87.688	20,550	21,942,425
T-Note 1.375 10/31/2028	91282CDF5	RBC	5/22/2024	5/23/2024	4.498	25,000,000	21,890,625	87.563	21,484	21,912,109
T-Note 1.375 10/31/2028	91282CDF5	Morgan Stanley	5/23/2024	5/24/2024	4.583	25,000,000	21,814,453	87.258	22,418	21,836,872
T-Note 1.375 10/31/2028	91282CDF5	Morgan Stanley	5/29/2024	5/30/2024	4.655	25,000,000	21,758,789	87.035	28,023	21,786,812
T-Note 4.375 8/31/2028	91282CHX2	Mizuho Securities	5/6/2024	5/7/2024	4.536	25,000,000	24,842,773	99.371	202,106	25,044,879
T-Note 4.625 9/30/2028	91282CJA0	Hilltop	5/3/2024	5/6/2024	4.557	25,000,000	25,066,406	100.266	113,730	25,180,136
T-Note 4.375 11/30/2028	91282CJN2	BNY Mellon Capital Markets	5/3/2024	5/6/2024	4.535	25,000,000	24,835,938	99.344	472,165	25,308,103
T-Note 4.375 11/30/2028	91282CJN2	Hilltop	5/6/2024	5/7/2024	4.513	25,000,000	24,858,398	99.434	475,154	25,333,552
T-Note 4.375 11/30/2028	91282CJN2	Mizuho Securities	5/7/2024	5/8/2024	4.471	25,000,000	24,901,367	99.605	478,142	25,379,509
T-Note 4.375 11/30/2028	91282CJN2	Stifel Nicolaus	5/8/2024	5/9/2024	4.514	25,000,000	24,857,422	99.430	481,130	25,338,552
T-Note 4.375 11/30/2028	91282CJN2	UMB Bank	5/21/2024	5/22/2024	4.451	25,000,000	24,922,852	99.691	519,980	25,442,831
T-Note 4.375 11/30/2028	91282CJN2	Morgan Stanley	5/22/2024	5/23/2024	4.484	25,000,000	24,889,648	99.559	522,968	25,412,616
T-Note 4.375 11/30/2028	91282CJN2	Stifel Nicolaus	5/23/2024	5/24/2024	4.566	25,000,000	24,806,641	99.227	525,956	25,332,597
T-Note 4.375 11/30/2028	91282CJN2	Mizuho Securities	5/29/2024	5/30/2024	4.637	25,000,000	24,736,328	98.945	543,887	25,280,215
T-Note 3.75 12/31/2028	91282CJR3	RBC	5/7/2024	5/8/2024	4.472	25,000,000	24,249,023	96.996	332,246	24,581,269
T-Note 3.75 12/31/2028	91282CJR3	Cantor Fitzgerald	5/8/2024	5/9/2024	4.518	25,000,000	24,203,125	96.813	334,821	24,537,946
T-Note 3.75 12/31/2028	91282CJR3	Morgan Stanley	5/21/2024	5/22/2024	4.453	25,000,000	24,274,414	97.098	368,304	24,642,718
T-Note 3.75 12/31/2028	91282CJR3	Mizuho Securities	5/22/2024	5/23/2024	4.486	25,000,000	24,241,211	96.965	370,879	24,612,090
T-Note 3.75 12/31/2028	91282CJR3	UMB Bank	5/23/2024	5/24/2024	4.571	25,000,000	24,155,273	96.621	373,455	24,528,728
T-Note 3.75 12/31/2028	91282CJR3	RBC	5/29/2024	5/30/2024	4.641	25,000,000	24,088,867	96.355	388,908	24,477,775
						750,000,000	699,292,969		6,875,330	706,168,299
Matured										
T-Bond 0.25 5/15/2024	91282CCC3	BofA Securities	5/15/2024	5/15/2024	0.000	25,000,000	25,000,000	0.000	0	25,000,000
T-Bond 0.25 5/15/2024	91282CCC3	BofA Securities	5/15/2024	5/15/2024	0.000	25,000,000	25,000,000	0.000	0	25,000,000
T-Bond 0.25 5/15/2024	91282CCC3	TD Securities	5/15/2024	5/15/2024	0.000	25,000,000	25,000,000	0.000	0	25,000,000
T-Bond 0.25 5/15/2024	91282CCC3	UMB Bank	5/15/2024	5/15/2024	0.000	25,000,000	25,000,000	0.000	0	25,000,000
T-Bond 0.25 5/15/2024	91282CCC3	Bank of Oklahoma	5/15/2024	5/15/2024	0.000	25,000,000	25,000,000	0.000	0	25,000,000
T-Note 2 5/31/2024	912828XT2	Bank of Oklahoma	5/31/2024	5/31/2024	0.000	25,000,000	25,000,000	0.000	0	25,000,000
T-Note 2 5/31/2024	912828XT2	BofA Securities	5/31/2024	5/31/2024	0.000	25,000,000	25,000,000	0.000	0	25,000,000
T-Note 2.5 5/31/2024	91282CER8	Bank of Oklahoma	5/31/2024	5/31/2024	0.000	25,000,000	25,000,000	0.000	0	25,000,000
						200,000,000	200,000,000		0	200,000,000
Net Change in Investments (Buy & Matured)						550,000,000	499,292,969		6,875,330	506,168,299



Office of the State Treasurer
 Transactions by Security Type
 May 31, 2024

Description	CUSIP	Action	Settlement Date	Maturity Date	YTM @ Cost	Par	Principal	Price	Interest	Total
US Treasury Bonds and Notes										
T-Note 1.125 8/31/2028	91282CCV1	Buy	5/6/2024	8/31/2028	4.558	25,000,000	21,669,922	86.680	51,206	21,721,128
T-Note 1.25 9/30/2028	91282CCY5	Buy	5/7/2024	9/30/2028	4.529	25,000,000	21,763,672	87.055	31,592	21,795,263
T-Note 1.25 9/30/2028	91282CCY5	Buy	5/8/2024	9/30/2028	4.494	25,000,000	21,796,875	87.188	32,445	21,829,320
T-Note 1.25 9/30/2028	91282CCY5	Buy	5/22/2024	9/30/2028	4.471	25,000,000	21,842,773	87.371	44,399	21,887,172
T-Note 1.25 9/30/2028	91282CCY5	Buy	5/23/2024	9/30/2028	4.507	25,000,000	21,812,500	87.250	45,253	21,857,753
T-Note 1.25 9/30/2028	91282CCY5	Buy	5/24/2024	9/30/2028	4.597	25,000,000	21,732,422	86.930	46,107	21,778,528
T-Note 1.375 10/31/2028	91282CDF5	Buy	5/6/2024	10/31/2028	4.551	25,000,000	21,812,500	87.250	5,605	21,818,105
T-Note 1.375 10/31/2028	91282CDF5	Buy	5/7/2024	10/31/2028	4.528	25,000,000	21,834,961	87.340	6,539	21,841,500
T-Note 1.375 10/31/2028	91282CDF5	Buy	5/8/2024	10/31/2028	4.489	25,000,000	21,873,047	87.492	7,473	21,880,520
T-Note 1.375 10/31/2028	91282CDF5	Buy	5/9/2024	10/31/2028	4.527	25,000,000	21,838,867	87.355	8,407	21,847,274
T-Note 1.375 10/31/2028	91282CDF5	Buy	5/22/2024	10/31/2028	4.462	25,000,000	21,921,875	87.688	20,550	21,942,425
T-Note 1.375 10/31/2028	91282CDF5	Buy	5/23/2024	10/31/2028	4.498	25,000,000	21,890,625	87.563	21,484	21,912,109
T-Note 1.375 10/31/2028	91282CDF5	Buy	5/24/2024	10/31/2028	4.583	25,000,000	21,814,453	87.258	22,418	21,836,872
T-Note 1.375 10/31/2028	91282CDF5	Buy	5/30/2024	10/31/2028	4.655	25,000,000	21,758,789	87.035	28,023	21,786,812
T-Note 4.375 8/31/2028	91282CHX2	Buy	5/7/2024	8/31/2028	4.536	25,000,000	24,842,773	99.371	202,106	25,044,879
T-Note 4.625 9/30/2028	91282CJA0	Buy	5/6/2024	9/30/2028	4.557	25,000,000	25,066,406	100.266	113,730	25,180,136
T-Note 4.375 11/30/2028	91282CJN2	Buy	5/6/2024	11/30/2028	4.535	25,000,000	24,835,938	99.344	472,165	25,308,103
T-Note 4.375 11/30/2028	91282CJN2	Buy	5/7/2024	11/30/2028	4.513	25,000,000	24,858,398	99.434	475,154	25,333,552
T-Note 4.375 11/30/2028	91282CJN2	Buy	5/8/2024	11/30/2028	4.471	25,000,000	24,901,367	99.605	478,142	25,379,509
T-Note 4.375 11/30/2028	91282CJN2	Buy	5/9/2024	11/30/2028	4.514	25,000,000	24,857,422	99.430	481,130	25,338,552
T-Note 4.375 11/30/2028	91282CJN2	Buy	5/22/2024	11/30/2028	4.451	25,000,000	24,922,852	99.691	519,980	25,442,831
T-Note 4.375 11/30/2028	91282CJN2	Buy	5/23/2024	11/30/2028	4.484	25,000,000	24,889,648	99.559	522,968	25,412,616
T-Note 4.375 11/30/2028	91282CJN2	Buy	5/24/2024	11/30/2028	4.566	25,000,000	24,806,641	99.227	525,956	25,332,597
T-Note 4.375 11/30/2028	91282CJN2	Buy	5/30/2024	11/30/2028	4.637	25,000,000	24,736,328	98.945	543,887	25,280,215
T-Note 3.75 12/31/2028	91282CJR3	Buy	5/8/2024	12/31/2028	4.472	25,000,000	24,249,023	96.996	332,246	24,581,269
T-Note 3.75 12/31/2028	91282CJR3	Buy	5/9/2024	12/31/2028	4.518	25,000,000	24,203,125	96.813	334,821	24,537,946
T-Note 3.75 12/31/2028	91282CJR3	Buy	5/22/2024	12/31/2028	4.453	25,000,000	24,274,414	97.098	368,304	24,642,718
T-Note 3.75 12/31/2028	91282CJR3	Buy	5/23/2024	12/31/2028	4.486	25,000,000	24,241,211	96.965	370,879	24,612,090
T-Note 3.75 12/31/2028	91282CJR3	Buy	5/24/2024	12/31/2028	4.571	25,000,000	24,155,273	96.621	373,455	24,528,728
T-Note 3.75 12/31/2028	91282CJR3	Buy	5/30/2024	12/31/2028	4.641	25,000,000	24,088,867	96.355	388,908	24,477,775
						750,000,000	699,292,969		6,875,330	706,168,299
					Certificates of Deposits		8,459,000			
					Total		707,751,969			



Office of the State Treasurer
 Transactions by Broker
 May 31, 2024

Description	CUSIP	Action	Asset Category	Settlement Date	Maturity Date	YTM @ Cost	Par	Principal	Price	Interest	Total
BNY Mellon Capital Markets											
T-Note 1.375 10/31/2028	91282CDF5	Buy	US Treasury Bonds / Notes	5/8/2024	10/31/2028	4.489	25,000,000	21,873,047	87.492	7,473	21,880,519.71
T-Note 1.375 10/31/2028	91282CDF5	Buy	US Treasury Bonds / Notes	5/7/2024	10/31/2028	4.528	25,000,000	21,834,961	87.340	6,539	21,841,499.66
T-Note 4.375 11/30/2028	91282CJN2	Buy	US Treasury Bonds / Notes	5/6/2024	11/30/2028	4.535	25,000,000	24,835,938	99.344	472,165	25,308,102.80
							<u>75,000,000</u>	<u>68,543,945</u>		<u>486,177</u>	<u>69,030,122.17</u>
Cantor Fitzgerald											
T-Note 1.375 10/31/2028	91282CDF5	Buy	US Treasury Bonds / Notes	5/6/2024	10/31/2028	4.551	25,000,000	21,812,500	87.250	5,605	21,818,104.62
T-Note 3.75 12/31/2028	91282CJR3	Buy	US Treasury Bonds / Notes	5/9/2024	12/31/2028	4.518	25,000,000	24,203,125	96.813	334,821	24,537,946.43
							<u>50,000,000</u>	<u>46,015,625</u>		<u>340,426</u>	<u>46,356,051.05</u>
Hilltop											
T-Note 1.25 9/30/2028	91282CCY5	Buy	US Treasury Bonds / Notes	5/23/2024	9/30/2028	4.507	25,000,000	21,812,500	87.250	45,253	21,857,752.73
T-Note 4.375 11/30/2028	91282CJN2	Buy	US Treasury Bonds / Notes	5/7/2024	11/30/2028	4.513	25,000,000	24,858,398	99.434	475,154	25,333,552.13
T-Note 4.625 9/30/2028	91282CJA0	Buy	US Treasury Bonds / Notes	5/6/2024	9/30/2028	4.557	25,000,000	25,066,406	100.266	113,730	25,180,135.76
							<u>75,000,000</u>	<u>71,737,305</u>		<u>634,136</u>	<u>72,371,440.62</u>
Mizuho Securities											
T-Note 1.375 10/31/2028	91282CDF5	Buy	US Treasury Bonds / Notes	5/22/2024	10/31/2028	4.462	25,000,000	21,921,875	87.688	20,550	21,942,425.27
T-Note 3.75 12/31/2028	91282CJR3	Buy	US Treasury Bonds / Notes	5/23/2024	12/31/2028	4.486	25,000,000	24,241,211	96.965	370,879	24,612,090.06
T-Note 4.375 11/30/2028	91282CJN2	Buy	US Treasury Bonds / Notes	5/30/2024	11/30/2028	4.637	25,000,000	24,736,328	98.945	543,887	25,280,214.74
T-Note 4.375 11/30/2028	91282CJN2	Buy	US Treasury Bonds / Notes	5/8/2024	11/30/2028	4.471	25,000,000	24,901,367	99.605	478,142	25,379,509.27
T-Note 4.375 8/31/2028	91282CHX2	Buy	US Treasury Bonds / Notes	5/7/2024	8/31/2028	4.536	25,000,000	24,842,773	99.371	202,106	25,044,879.42
							<u>125,000,000</u>	<u>120,643,555</u>		<u>1,615,564</u>	<u>122,259,118.76</u>
Morgan Stanley											
T-Note 1.125 8/31/2028	91282CCV1	Buy	US Treasury Bonds / Notes	5/6/2024	8/31/2028	4.558	25,000,000	21,669,922	86.680	51,206	21,721,127.72
T-Note 1.25 9/30/2028	91282CCY5	Buy	US Treasury Bonds / Notes	5/22/2024	9/30/2028	4.471	25,000,000	21,842,773	87.371	44,399	21,887,172.35
T-Note 1.375 10/31/2028	91282CDF5	Buy	US Treasury Bonds / Notes	5/30/2024	10/31/2028	4.655	25,000,000	21,758,789	87.035	28,023	21,786,812.16
T-Note 1.375 10/31/2028	91282CDF5	Buy	US Treasury Bonds / Notes	5/24/2024	10/31/2028	4.583	25,000,000	21,814,453	87.258	22,418	21,836,871.61
T-Note 1.375 10/31/2028	91282CDF5	Buy	US Treasury Bonds / Notes	5/9/2024	10/31/2028	4.527	25,000,000	21,838,867	87.355	8,407	21,847,274.12
T-Note 3.75 12/31/2028	91282CJR3	Buy	US Treasury Bonds / Notes	5/22/2024	12/31/2028	4.453	25,000,000	24,274,414	97.098	368,304	24,642,717.63
T-Note 4.375 11/30/2028	91282CJN2	Buy	US Treasury Bonds / Notes	5/23/2024	11/30/2028	4.484	25,000,000	24,889,648	99.559	522,968	25,412,616.34
							<u>175,000,000</u>	<u>158,088,867</u>		<u>1,045,725</u>	<u>159,134,591.93</u>
RBC											
T-Note 1.25 9/30/2028	91282CCY5	Buy	US Treasury Bonds / Notes	5/7/2024	9/30/2028	4.529	25,000,000	21,763,672	87.055	31,592	21,795,263.41
T-Note 1.375 10/31/2028	91282CDF5	Buy	US Treasury Bonds / Notes	5/23/2024	10/31/2028	4.498	25,000,000	21,890,625	87.563	21,484	21,912,109.38
T-Note 3.75 12/31/2028	91282CJR3	Buy	US Treasury Bonds / Notes	5/30/2024	12/31/2028	4.641	25,000,000	24,088,867	96.355	388,908	24,477,775.16
T-Note 3.75 12/31/2028	91282CJR3	Buy	US Treasury Bonds / Notes	5/8/2024	12/31/2028	4.472	25,000,000	24,249,023	96.996	332,246	24,581,269.32
							<u>100,000,000</u>	<u>91,992,188</u>		<u>774,230</u>	<u>92,766,417.27</u>
Stifel Nicolaus											
T-Note 4.375 11/30/2028	91282CJN2	Buy	US Treasury Bonds / Notes	5/24/2024	11/30/2028	4.566	25,000,000	24,806,641	99.227	525,956	25,332,596.91
T-Note 4.375 11/30/2028	91282CJN2	Buy	US Treasury Bonds / Notes	5/9/2024	11/30/2028	4.514	25,000,000	24,857,422	99.430	481,130	25,338,552.34
							<u>50,000,000</u>	<u>49,664,063</u>		<u>1,007,087</u>	<u>50,671,149.25</u>
UBS											
T-Note 1.25 9/30/2028	91282CCY5	Buy	US Treasury Bonds / Notes	5/8/2024	9/30/2028	4.494	25,000,000	21,796,875	87.188	32,445	21,829,320.36
							<u>25,000,000</u>	<u>21,796,875</u>		<u>32,445</u>	<u>21,829,320.36</u>
UMB Bank											
T-Note 1.25 9/30/2028	91282CCY5	Buy	US Treasury Bonds / Notes	5/24/2024	9/30/2028	4.597	25,000,000	21,732,422	86.930	46,107	21,778,528.44
T-Note 3.75 12/31/2028	91282CJR3	Buy	US Treasury Bonds / Notes	5/24/2024	12/31/2028	4.571	25,000,000	24,155,273	96.621	373,455	24,528,728.11
T-Note 4.375 11/30/2028	91282CJN2	Buy	US Treasury Bonds / Notes	5/22/2024	11/30/2028	4.451	25,000,000	24,922,851.56	99.691	519,980	25,442,831.07
							<u>75,000,000</u>	<u>70,810,547</u>		<u>939,541</u>	<u>71,750,087.62</u>
							750,000,000	699,292,969		6,875,330	706,168,299.03



Office of the State Treasurer
 Comparison of Actual Earnings to Estimated Earnings
 May 31, 2024

Fiscal Year to Date

Asset Category	Revenues Actual	Revenues Estimate	Variance	Percent	Investable Base Actual	Investable Base - Est.	Variance	Percent
Certificates of Deposit	1,546,157	1,375,000	171,157	12.45%	31,234,638	32,000,000	(765,362)	-2.39%
Foreign Bonds	1,631,542	916,667	714,875	77.99%	80,746,375	37,000,000	43,746,375	118.23%
Money Market Mutual Funds	45,985,030	45,833,333	151,697	0.33%	977,231,660	1,000,000,000	(22,768,340)	-2.28%
State of OK Bonds	1,692,500	916,667	775,833	84.64%	30,000,000	30,000,000	0	0.00%
US Agency - MBS	39,622,579	41,250,000	-1,627,421	-3.95%	1,728,744,519	2,000,000,000	(271,255,481)	-13.56%
US Agency Bonds	16,386,789	18,333,333	-1,946,544	-10.62%	710,568,083	1,500,000,000	(789,431,917)	-52.63%
US Treasury Bonds / Notes	234,716,568	197,541,667	37,174,902	18.82%	8,686,777,874	7,401,000,000	1,285,777,874	17.37%
Total or Average	341,581,166	306,166,667	35,414,499	11.57%	12,245,303,149	12,000,000,000	245,303,149	2.04%

The Treasurer had revised the estimated earnings to the Board of Equalization for Fiscal Year 2024. The amount estimated was \$334,000,000. Year-to-date actual earnings are recorded on an accrual basis of accounting.



Office of the State Treasurer
Comparison of Actual Earnings to Estimated Earnings
May 31, 2024

The following page presents market rates of return on the Securities portion of the General Account and the State's aggregated State Agency Accounts. These figures, which are dollar-weighted and time-weighted where appropriate, are calculated using the percentage change in market value (inclusive of accrued income) from the end of the prior month to the end of the reporting month.

To ensure the integrity of data, this information is provided by the Treasurer's custodian bank acting in its capacity as an external third party. As such, performance measurement is presently confined to those investments which are held with the custodian bank Northern Trust Company.

Benchmark data is also provided on the following page.



Office of the State Treasurer
Performance Comparison
May 31, 2024

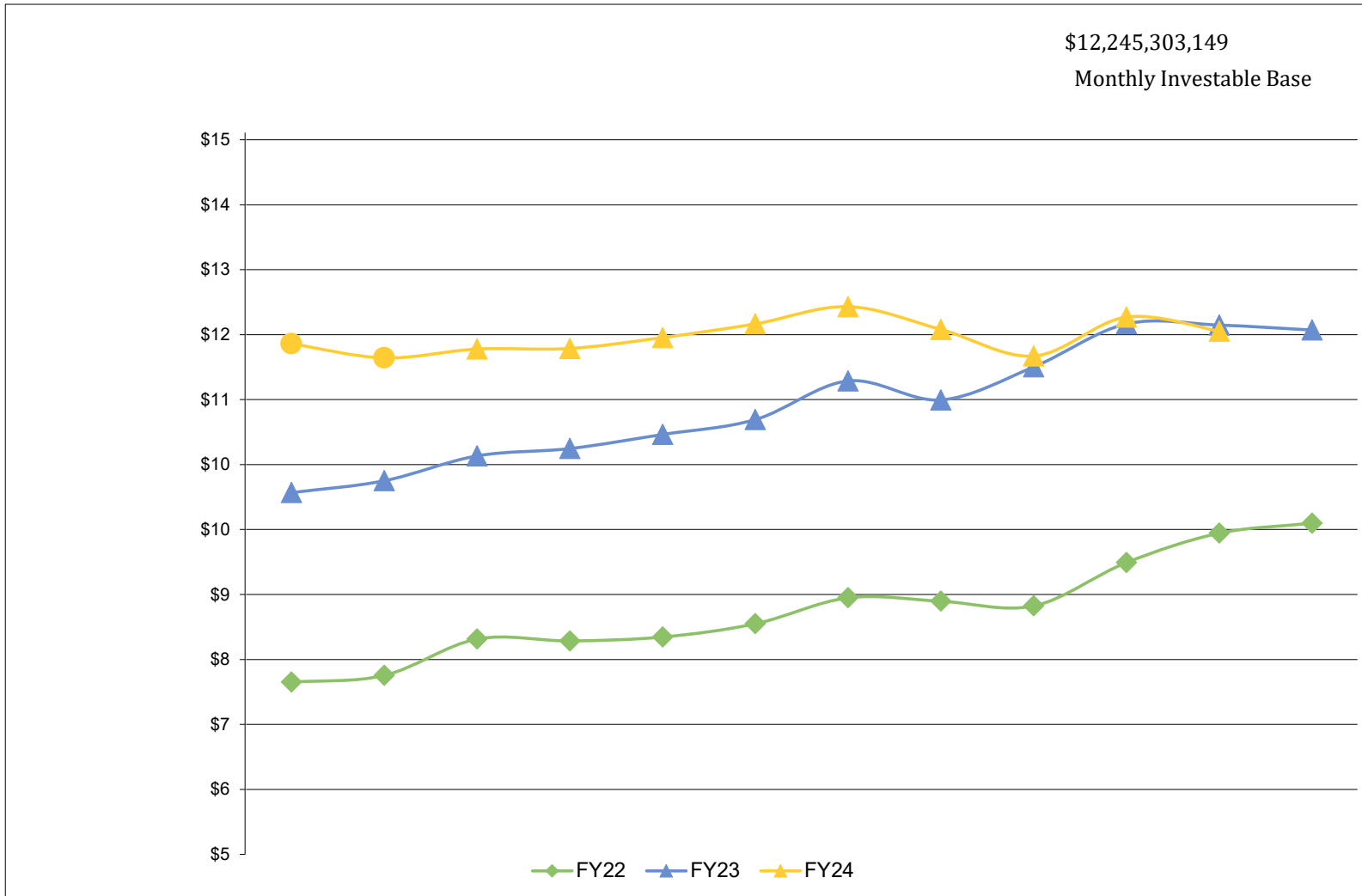
	Current Month	Fiscal Year-to-Date
Securities, General Revenue Account	0.85%	3.66%
Securities, Agency Directed Langston University	3.63%	20.85%
Benchmark Merrill Lynch, US 1 Year T-Bill	0.48%	4.71%

Analysis by Northern Trust Company

Represents dollar-weighted and time-weighted rates of return



Office of the State Treasurer
General Revenue Fund, 36 Month Investable Base (Billions)
May 31, 2024





Office of the State Treasurer
 Banking, Custody, and other Fees
 May 31, 2024

Depository Bank	Tax ID Number	City	State	Amount
BancFirst	73-1332918	OKC	Oklahoma	96
Central National Bank	73-0177591	Alva	Oklahoma	29
Central Service Bank	73-0783952	Enid	Oklahoma	2
Federal Reserve Bank	44-0545874	Kansas City	Kansas	1,480
JP Morgan/Chase, Okla., NA	73-0777610	OKC	Oklahoma	38,499
The Bank N.A.	73-0344910	McAlester	Oklahoma	6
Total				40,112

Money Market Mutual Funds

The State Treasurer participates in the following money market mutual funds. The funds managers are compensated for certain operating expenses by deducting a fee from the gross interest earnings.

Fund Manager	Tax ID	Annualized fee	Amount
Invesco	76-0574220	0.180%	64,685
JPMorgan Securities	23-2694160	0.180%	63,787
Goldman Sachs	06-1287410	0.110%	39,545
BOSC Inc	73-1275307	0.070%	25,165

Note: Pursuant to Oklahoma State Statute Title 62, Section 89.7, all known fees are to be reported. The money market mutual fund fees reported are shown at the contracted rate.

Securities Lending Program

The State Treasurer participates in a securities lending program with Deutsche Bank acting as lending agent. Deutsche Bank retains 15% of the revenues generated as compensation for services, their share for the month(lag 1 month) was \$ 24,183. Pursuant to Oklahoma State Statute Title 62 Section 90, the State Treasurer retains the first \$450,000 of security lending revenue in a revolving fund. These funds are used to pay custody and other banking fees. Any revenue not needed for this purpose is deposited to the General Fund.

Northern Trust Custody Fees

Pursuant to custodial contract with Northern Trust Company, custody fees are paid quarterly. Fees paid to Northern Trust Company for the first three quarters was approximately 33,750.



OKLAHOMA
State Treasurer

AGENCY-DIRECTED INVESTMENTS

May 2024

Treasurer's Mission Statement

The mission of the Office of the State Treasurer is to serve the people of Oklahoma by providing sound banking and investment services, reuniting individuals and businesses with their unclaimed property, and promoting economic opportunities in a fiscally responsible and efficient manner while adhering to the highest professional and ethical standards.



Office of the State Treasurer
 Agency Directed Investments
 May 31, 2024

Issuer	Face Amount/Shares	Market Value	Book Value	% of Portfolio
ARPA Funding				
JPMorgan MM	1,265,291,169	1,265,291,169	1,265,291,169	0.98
US Agency Bonds	25,000,000	24,982,871	24,995,979	0.02
Total, ARPA Funding	1,290,291,169	1,290,274,040	1,290,287,148	1.00
Langston - Agency Directed				
Fundamental Investors Inc A	16,499	1,311,984	371,159	0.33
Investment Co of America A	16,849	937,792	371,249	0.33
Washington Mutual Fund A	17,404	1,074,904	371,269	0.34
Northern Trust - Agency Fund	3,412	3,412	3,412	0.00
Total / Average	54,164	3,328,092	1,117,089	1.00
Report Total	1,290,345,333	1,293,602,132	1,291,404,237	



Office of the State Treasurer
State Agency Directed by Broker
May 31, 2024

Broker

Tax ID

Purchases at Cost

Sales at Cost

No activity



Office of the State Treasurer
State Agency Directed by Security Type
May 31, 2024

Broker

Tax ID

Purchases at Cost

Sales at Cost

No activity



Office of the State Treasurer
 Assets Under Management
 May 31, 2024

Account	Class Funding	Agency	Interest Rate	Days to Maturity	Market Value
2109002	8090B	OMES- Risk Mgmt Revolving Fund ASA	3.2775	1	83,441,448
2118506	8185F	Corportation Commission	3.2775	1	27,387,338
2137001	8370A	OIFA	3.2775	1	9,879,542
2138503	8385C	Oklahoma Insurance Department	3.2775	1	2,864,960
2139101	8391A	Multiple Injury Trust Fund	3.2775	1	30,386,364
2141001	8410A	Commissioners of the Land Office	3.2775	1	142,987,179
2142001	8420A	Langston University	3.2775	1	6,213,780
2143500	79901	Oklahoma Lottery Commission	3.2775	1	16,482,729
2143501	8435A	Oklahoma Lottery Commission	3.2775	1	5,144,711
2147704	8477D	Oklahoma Bureau of Narcotics	3.2775	1	16,137,083
2151500	79901	OPERS	3.2775	1	4,156,045
2151501	8515A	OPERS	3.2775	1	302,209
2151502	8515B	OPERS	3.2775	1	1,491,199
2151503	8515C	OPERS	3.2775	1	90,339
2151504	8515D	OPERS	3.2775	1	2,144,172
2151505	8515E	OPERS	3.2775	1	45,241
2151506	8515F	OPERS	3.2775	1	232,337
2151507	8515G	OPERS	3.2775	1	3,619,109
2151508	8515H	OPERS	3.2775	1	624,200
2153001	8530A	Panhandle State University	3.2775	1	1,131,927
2155701	8557A	OK Police Pension	3.2775	1	5,991,441
2169502	8695B	Tax Commission	3.2775	1	485,779,893
2169505	8695E	Tax Commission	3.2775	1	13,208
2169520	8695T	Tax Commission	3.2775	1	(310,096)
2169521	8695U	Tax Commission	3.2775	1	91,425,739
2174007	8740G	State Treasurer	3.2775	1	1,753,733
2183006	8830F	DHS - CSED	3.2775	1	18,576,096
7200039	20000	Oklahoma Boll Weevil Eradication	3.2775	1	4,049,002
7200131	79901	Department of Corrections	3.2775	1	16,795,068
7200320	20000	Department of Wildlife	3.2775	1	4,650,069
7200359	20000	OERB	3.2775	1	18,005,587
7200370	20000	OIFA	3.2775	1	1,037,291
7200391	20000	Multiple Injury Trust Fund	3.2775	1	112,152
7200410	20000	Commissioners of the Land Office	3.2775	1	1,422,319
7200435	20000	Oklahoma Lottery Commission	3.2775	1	38,959,230
7200515	20000	OPERS	3.2775	1	42,616
7200588	20000	Real Estate Commission	3.2775	1	3,830,507
7200830	20000	Department of Human Services	3.2775	1	120,086
7201825	20100	University Hospitals Authority	3.2775	1	5,146,255
7205090	20500	OMES Risk Management Division/DSC	3.2775	1	84,715,500
7205131	79901	Department of Corrections	3.2775	1	718,644
7205204	20500	JM Davis Arms & Historical Museum	3.2775	1	20,722

Interest rate is net of 1.25 bp management fee



Office of the State Treasurer
 Assets Under Management
 May 31, 2024

Account	Class Funding	Agency	Interest Rate	Days to Maturity	Market Value
7205320	20500	Department of Wildlife	3.2775	1	1,412,663
7205359	20500	Sustaining OK Energy Resources	3.2775	1	7,787,694
7205435	20500	Oklahoma Lottery Commission	3.2775	1	267,008
7205515	20500	OPERS	3.2775	1	189,715
7205563	20500	OK Bd for Private Vocational Schools	3.2775	1	268,999
7205630	20500	Oklahoma Department of Securities	3.2775	1	1,650,738
7205807	20500	Oklahoma Health Care Authority	3.2775	1	6,162,228
7210270	21000	State Election Board	3.2775	1	1,441,678
7210320	21000	Department of Wildlife	3.2775	1	6,161,838
7210350	21000	Oklahoma Historical Society	3.2775	1	31
7210400	21000	Office of Juvenile Affairs	3.2775	1	2,404
7210410	21000	Commissioners of the Land Office	3.2775	1	5,733,110
7210515	21000	OPERS	3.2775	1	825,130
7210570	21000	State Board of Licensure for Professional Engineers & Land	3.2775	1	284,767
7210588	21000	Real Estate Commission	3.2775	1	395,183
7215270	21500	State of Oklahoma Election Board - HAVA	3.2775	1	8,424,362
7215320	21500	Department of Wildlife	3.2775	1	4,651,110
7215566	21500	Tourism & Recreation Department	3.2775	1	8,067,893
7215585	21500	Department of Public Safety	3.2775	1	2,733,296
7215670	21500	JD McCarty Center	3.2775	1	834,452
7215825	215000	University Hospitals Authority	3.2775	1	1,882,951
7216805	21600	Department of Rehabilitation Services	3.2775	1	1,143,497
7220320	22000	Dept of Wildlife Conservation	3.2775	1	7,265,405
7220570	22000	OSB of Licensure for Professional Engineers and Land Surv	3.2775	1	291,366
7220585	22000	Department of Public Safety	3.2775	1	5,225,665
7220830	22000	Department of Human Services	3.2775	1	10,357
7225040	22500	Department of Agriculture	3.2775	1	151,220
7225830	22500	Department of Human Services	3.2775	1	197,242
7230220	23000	Oklahoma Crime Victims Compensation	3.2775	1	2,869,478
7230345	23000	Department of Transportation	3.2775	1	6,425,440
7230695	23000	Tax Commission	3.2775	1	1,912,656
7230807	23000	Health Care Authority	3.2775	1	685,241
7235605	23500	Regents for Higher Education	3.2775	1	4,698,650
7240807	24000	Health Care Authority	3.2775	1	19,087,270
7240830	24000	Oklahoma Human Services	3.2775	1	14,965,007
7244090	24400	OMES Dept of Central Services	3.2775	1	377,381
7245807	24500	Health Care Authority	3.2775	1	1,232,295
7255090	25500	Department of Central Services	3.2775	1	1,944,388
7255585	25500	Oklahoma Dept of Public Safety	3.2775	1	212,544
7260090	26000	OMES Risk Management Division	3.2775	1	6,102,302
7265090	26500	OMES- Risk Mgmt	3.2775	1	140,127
7275740	27500	OST - SEED	3.2775	1	1,502
7280090	28000	OMES DCS Property Distribution	3.2775	1	598,114

Interest rate is net of 1.25 bp management fee



Office of the State Treasurer
 Assets Under Management
 May 31, 2024

Account	Class Funding	Agency	Interest Rate	Days to Maturity	Market Value
7280131	79901	Department of Corrections	3.2775	1	11,184,290
7280345	28000	Department of Transportation	3.2775	1	1,000,015
7285345	28500	Department of Transportation	3.2775	1	179,664,021
7295090	27000	Emergency & Transportation	3.2775	1	9,671,985
7296150	29600	University of Science & Arts	3.2775	1	44
7303000	30300	Tobacco Litigation Escrow Fund	3.2775	1	31,840
7360566	36000	Tourism & Recreation Department	3.2775	1	6,259,379
7403292	40300	Oklahoma Department of Environmental Quality	3.2775	1	1,011,673
7405220	40500	District Attorneys Council	3.2775	1	1,808,946
7408105	40800	OCIA	3.2775	1	542,456
7409105	40900	OCIA - NACEA Revenue Series 2018B	3.2775	1	89,398
7411105	41100	OCIA - Capitol Repair Revenue Series 2018C	3.2775	1	2,107
7412105	41200	OCIA	3.2775	1	7,656
7416000	41600	OSF - Oil Overcharge	3.2775	1	309,419
7416105	41600	OCIA - DOC Revenue Series 2018D	3.2775	1	758,214
7416160	41600	Department of Commerce	3.2775	1	3,255,212
7419105	41900	OCIA	3.2775	1	2,124,861
7420105	42000	OCIA - Construction Series 2019A	3.2775	1	110,165
7424105	42400	OCIA - Revenue Series 2019A	3.2775	1	723
7426000	42600	OSF - Oil Overcharge	3.2775	1	2,585,350
7426160	42600	Department of Commerce	3.2775	1	17,142,738
7428105	42800	OCIA Endowed Chairs Fund	3.2775	1	964,823
7430010	43000	Oklahoma State University	3.2775	1	2,950,470
7430011	43000	Oklahoma State University	3.2775	1	2,990,600
7430012	43000	Oklahoma State University	3.2775	1	3,168,906
7430013	43000	Oklahoma State University	3.2775	1	3,022,933
7430014	43000	Oklahoma State University	3.2775	1	3,066,140
7430015	43000	Oklahoma State University	3.2775	1	3,032,468
7430016	43000	Oklahoma State University	3.2775	1	37,268
7430100	43000	Cameron University	3.2775	1	1,098,145
7430420	43000	Langston University	3.2775	1	252,103
7430461	43000	Rogers State College	3.2775	1	1,963,170
7430505	43000	Northwestern Oklahoma State University	3.2775	1	487,398
7430530	60000	Panhandle State University	3.2775	1	16,440
7430665	43000	Southwestern Oklahoma State University	3.2775	1	2,180,885
7430760	43000	University of Oklahoma	3.2775	1	59,388,089
7430770	43000	OUHSC	3.2775	1	88,928,216
7430773	43000	Oklahoma State University	3.2775	1	3,185,183
7434105	43400	OCIA	3.2775	1	525
7436000	43600	OSF - Oil Overcharge	3.2775	1	2,836
7436105	43600	OCIA	3.2775	1	1,831
7437105	43700	OCIA	3.2775	1	562,792
7438105	43800	OCIA	3.2775	1	1,873

Interest rate is net of 1.25 bp management fee



Office of the State Treasurer
 Assets Under Management
 May 31, 2024

Account	Class Funding	Agency	Interest Rate	Days to Maturity	Market Value
7439105	43900	OCIA Series 2020A Rev Fund	3.2775	1	8,856
7442105	44200	OCIA	3.2775	1	6,543
7443105	44300	OCIA	3.2775	1	243,489
7444105	44400	OCIA 2017C Series	3.2775	1	630
7444835	44400	Water Resources Board	3.2775	1	14,019,260
7445105	44500	OCIA - 2017B Capitol Repair 2 Revenue	3.2775	1	3,868
7445835	44500	Water Resources Board	3.2775	1	8,004,876
7447105	44700	2017A Revenue Fund	3.2775	1	243,920
7450105	45000	OCIA Series 2020B	3.2775	1	4,964
7452105	45200	OCIA Series 2020D	3.2775	1	83,969
7453105	45300	OCIA Series 2020D	3.2775	1	1,558,384
7454105	45400	OCIA Series 2020E	3.2775	1	2,264
7455105	45500	OCIA	3.2775	1	1,704
7455160	45500	Department of Commerce	3.2775	1	350,493
7458105	45800	OCIA Series 2020C	3.2775	1	2,801
7459105	45900	OCIA Endowed Chairs 2021	3.2775	1	842,521
7460100	46000	Cameron University	3.2775	1	129,436
7461105	46100	OCIA (TIFIA/ODOT 2022)	3.2775	1	1,190
7463105	46300	OCIA (Conservation-2022A)	3.2775	1	18,308,740
7464105	46400	OCIA	3.2775	1	17,950
7465105	46500	OCIA (Conservation-2022A)	3.2775	1	103,915
7466105	46600	OCIA (National Guard Museum 2022B)	3.2775	1	43,137,024
7467105	46700	OCIA (National Guard Museum 2022B)	3.2775	1	2,114
7468105	46800	OCIA ODVA-2022C	3.2775	1	29,009,181
7469105	46900	OCIA ODVA-2022C	3.2775	1	1,293
7471835	47100	Water Resources Board	3.2775	1	2,045,478
7472835	47200	Water Resources Board	3.2775	1	19,944,433
7473835	47300	Water Resources Board	3.2775	1	93,093,336
7475750	47500	Tulsa Community College	3.2775	1	6,362
7475770	47500	OUHSC	3.2775	1	92,959,006
7476760	47600	University of Oklahoma	3.2775	1	215,128,337
7479105	47900	OCIA	3.2775	1	3,634
7480105	48000	OCIA	3.2775	1	2,118
7481105	48500	OCIA	3.2775	1	585,497,008
7485010	48500	OKLAHOMA STATE UNIVERSITY	3.2775	1	56,406
7487010	48700	OKLAHOMA STATE UNIVERSITY	3.2775	1	17,663,007
7488010	48800	OKLAHOMA STATE UNIVERSITY	3.2775	1	2,900,601
7488105	48800	OCIA	3.2775	1	8,945
7490010	49000	Oklahoma State University	3.2775	1	50,669
7490013	49000	Oklahoma State University	3.2775	1	22,983
7490015	49000	Oklahoma State University	3.2775	1	1,469
7490270	49000	Oklahoma State Election Board	3.2775	1	19
7490760	49000	University of Oklahoma	3.2775	1	62,293

Interest rate is net of 1.25 bp management fee



Office of the State Treasurer
 Assets Under Management
 May 31, 2024

Account	Class Funding	Agency	Interest Rate	Days to Maturity	Market Value
7490773	49000	Oklahoma State University	3.2775	1	59,485
7491220	49100	District Attorneys Council	3.2775	1	277,159
7497085	49700	Broadband	3.2775	1	38,191,274
7497835	49700	Water Resources Board	3.2775	1	5,548,431
7513410	8410A	Commissioners of the Land Office	3.2775	1	64,703
7514410	8410A	Commissioners of the Land Office	3.2775	1	1,045,219
7600010	60000	Oklahoma State University	3.2775	1	6,859,039
7600100	60000	Cameron University	3.2775	1	1,243,365
7600120	60000	University of Central Oklahoma	3.2775	1	5,513,283
7600150	60000	University of Science & Arts	3.2775	1	327,563
7600230	60000	East Central University	3.2775	1	1,603,224
7600420	60000	Langston University	3.2775	1	2,029,753
7600485	60000	Northeastern State University	3.2775	1	1,933,642
7600490	60000	Northern Oklahoma College	3.2775	1	653,353
7600505	60000	Northwestern Oklahoma State University	3.2775	1	1,372,674
7600530	60000	Panhandle State University	3.2775	1	269,119
7600660	60000	Southeastern Oklahoma State University	3.2775	1	285,824
7600665	60000	Southwestern Oklahoma State University	3.2775	1	4,100,402
7600760	60000	University of Oklahoma	3.2775	1	3,141,679
7650010	65000	Oklahoma State University	3.2775	1	3,627,516
7650100	65000	Cameron University	3.2775	1	721,946
7650120	65000	University of Central Oklahoma	3.2775	1	2,841,167
7650150	65000	University of Science & Arts	3.2775	1	199,054
7650230	65000	East Central University	3.2775	1	1,267,024
7650420	65000	Langston University	3.2775	1	1,296,090
7650485	65000	Northeastern State University	3.2775	1	694,106
7650490	65000	Northern Oklahoma College	3.2775	1	2,543,564
7650505	65000	Northwestern Oklahoma State University	3.2775	1	742,637
7650530	65000	Panhandle State University	3.2775	1	204,193
7650660	65000	Southeastern Oklahoma State University	3.2775	1	434,278
7650665	65000	Southwestern Oklahoma State University	3.2775	1	1,059,514
7650760	65000	University of Oklahoma	3.2775	1	989,009
7700040	70000	Department of Agriculture	3.2775	1	11,656,576
7700041	70000	Western Oklahoma State College	3.2775	1	599,987
7700131	79901	Department of Corrections	3.2775	1	29,613,347
7700240	70000	Eastern Oklahoma State College	3.2775	1	1,423,055
7700340	40000	State Health Department	3.2775	1	1,602,855
7700461	70000	Rogers State College	3.2775	1	12,273,379
7700490	70000	Northern Oklahoma College	3.2775	1	5,251,736
7700606	70000	Ardmore Higher Education Center	3.2775	1	0
7700633	70000	Oklahoma City Community College	3.2775	1	12,835,571
7700660	70000	Southeastern Oklahoma State University	3.2775	1	2,572,028
7700760	70000	University of Oklahoma	3.2775	1	146,333,459

Interest rate is net of 1.25 bp management fee



Office of the State Treasurer
 Assets Under Management
 May 31, 2024

Account	Class Funding	Agency	Interest Rate	Days to Maturity	Market Value
7700830	70000	Department of Human Services	3.2775	1	1,535,640
7701010	70100	Oklahoma State University	3.2775	1	13,436,661
7701150	70100	University of Science & Arts	3.2775	1	2,968,597
7701165	70100	Connors State College	3.2775	1	629,949
7701400	70100	Office of Juvenile Affairs	3.2775	1	14,712
7701480	70100	Northeastern Oklahoma A&M College	3.2775	1	491,278
7701530	70100	Panhandle State University	3.2775	1	106,488
7701605	70100	Regents for Higher Education	3.2775	1	34,986,367
7701650	70100	Department of Veteran Affairs	3.2775	1	586,304
7701770	70100	OUHSC	3.2775	1	416,309,259
7701805	70100	Department of Rehabilitation Services	3.2775	1	199,196
7701865	70100	OK Workers' Comp Commission	3.2775	1	5,359,644
7702120	70200	University of Central Oklahoma	3.2775	1	14,770,364
7702650	70200	Department of Veteran Affairs	3.2775	1	518,773
7703650	70300	Department of Veteran Affairs	3.2775	1	469,279
7704120	70400	University of Central Oklahoma	3.2775	1	1,443,946
7704650	70400	Department of Veteran Affairs	3.2775	1	996,489
7704865	70400	OK Workers' Comp Commission	3.2775	1	47,967
7705505	70500	Northwestern Oklahoma State University	3.2775	1	1,869,540
7705650	70500	Department of Veteran Affairs	3.2775	1	1,206,073
7705675	70500	Self Insurance Guaranty Fund	3.2775	1	2,254,924
7705865	70500	OK Workers' Comp Commission	3.2775	1	45,351
7706452	70600	Community Mental Health Center Rep Payee Account	3.2775	1	8,911
7706650	70600	Department of Veteran Affairs	3.2775	1	78,912
7706750	70600	Tulsa Community College	3.2775	1	5,105,827
7706865	70600	OK Workers' Comp Commission	3.2775	1	186,271
7707452	70700	Central Oklahoma CMHC Rep Payee Account	3.2775	1	64,166
7707585	70700	Department of Public Safety	3.2775	1	9,100,659
7707605	70700	Regents for Higher Education	3.2775	1	16,987,340
7707650	70700	Department of Veteran Affairs	3.2775	1	407,278
7707865	70700	OK Workers' Comp Commission	3.2775	1	256,483
7708108	70800	Carl Albert State College	3.2775	1	8,345,950
7708605	70800	Regents for Higher Education	3.2775	1	180,829
7709605	70900	Regents for Higher Education	3.2775	1	4,776,836
7710350	71000	Oklahoma Historical Society	3.2775	1	1,372,043
7710452	71000	Oklahoma Department of Mental Health	3.2775	1	1,667,130
7710605	71000	Regents for Higher Education	3.2775	1	4,947,294
7711185	8740G	Corporation Commission	3.2775	1	72,678,434
7711420	71100	Langston University	3.2775	1	369,815
7711452	71100	Griffin Memorial Hospital Rep Payee	3.2775	1	34,004
7711605	71100	Regents for Higher Education	3.2775	1	791,757
7712605	71200	Regents for Higher Education	3.2775	1	121,164
7713605	71300	Regents for Higher Education	3.2775	1	42,488,166

Interest rate is net of 1.25 bp management fee



Office of the State Treasurer
 Assets Under Management
 May 31, 2024

Account	Class Funding	Agency	Interest Rate	Days to Maturity	Market Value
7714452	71400	Northwest Center for Behavioral Health	3.2775	1	65,574
7714605	71400	Regents for Higher Education	3.2775	1	16,856,282
7715605	71500	Regents for Higher Education	3.2775	1	2,849,155
7718605	71800	Regents for Higher Education	3.2775	1	14,031,020
7719605	71900	Regents for Higher Education	3.2775	1	42,266
7723623	72300	Seminole State College	3.2775	1	443,384
7725100	72500	Cameron University	3.2775	1	480,402
7730230	73000	East Central University	3.2775	1	13,412,751
7730830	73000	Department of Human Services	3.2775	1	321,388
7740605	74000	Regents for Higher Education	3.2775	1	2,533,943
7741241	74100	Redlands Community College	3.2775	1	2,696,073
7745605	74500	Regents for Higher Education	3.2775	1	150,194
7747470	74700	Murray State College	3.2775	1	1,575,230
7750350	75000	Oklahoma Historical Society	3.2775	1	181,911
7750531	75000	Rose State College	3.2775	1	16,497,645
7751485	75100	Northeastern State University	3.2775	1	12,863,069
7752485	75200	Northeastern State University	3.2775	1	3,167,899
7765665	76500	Southwestern Oklahoma State University	3.2775	1	5,378,234
7790041	79000	Western Oklahoma State College	3.2775	1	27
7790470	79000	Murray State College	3.2775	1	1
7790490	79000	Northern Oklahoma College	3.2775	1	1,520
7805370	80500	OIFA	3.2775	1	113
7851740	85100	OCIA	3.2775	1	11,206,103
7854740	85400	OCIA Endowed Chair Fund 2010	3.2775	1	7,983,327
7862740	86200	OCIA 2013	3.2775	1	1,002,103
7910467	91000	OSF Escrow Fund	3.2775	1	193,479
7920605	92000	Regents for Higher Education	3.2775	1	33,140,563
State Agency, Investable Base					3,965,321,455
State of Oklahoma, Investable Base					12,245,303,149
Assets Under Management					16,210,624,604