

Treasurer Todd Russ



OKLAHOMA  
State Treasurer

## TREASURER'S INVESTMENTS

---

### July 2023

#### Treasurer's Mission Statement

The mission of the Office of the State Treasurer is to serve the people of Oklahoma by providing sound banking and investment services, reuniting individuals and businesses with their unclaimed property, and promoting economic opportunities in a fiscally responsible and efficient manner while adhering to the highest professional and ethical standards.



# OKLAHOMA State Treasurer

Todd Russ

July 2023

To the People of Oklahoma:

The Office of the State Treasurer is pleased to issue the monthly investment performance report. This report is an important part of my office and commitment to disclose our economic environment and portfolio results.

### Portfolio Performance, Diversification, and Strategy

*July portfolio yielded 2.67% with a weighted average maturity of 1,000 days.*

*Total assets equaled \$15.7 billion, up \$2.6 billion in comparison to July 2022.*

*State bond issues and foreign bonds totaled 0.5% comprising the funds invested balance.*

U.S. government sponsored enterprises marked *14% of the portfolio and 18% of mortgage-backed securities.*

U.S. treasuries represented *60% of assets, 7% of money market mutual funds and 0.5% of certificates of deposit.*

The portfolio's diversification strategy continues to be robust, plus in keeping with the state's statutory investment objectives, strategies include

PORTFOLIO	UTILIZATION	INVESTMENT OPPORTUNITIES
Seek safety, liquidity and return on investment, in that order	Laddered bond maturities and buy-and-hold	Market observation, maximizing income within investment parameters and rising interest rates

### Market Conditions for July

The benchmark 10-year treasury ended July at 3.96% in comparison to 3.84% the month before. The 2-year was 4.88% and the 30-year closed at 4.01%.

	S&P	Dow	Nasdaq
The stock index returns reflect the markets continuation to predict a soft economic landing.	3.1%	3.3%	4.0%
	19.5%	7.3%	37.1%

On July 26 the Federal Reserve unanimously raised interest rates by 0.25% putting the fed funds target range from 5.25% to 5.50%. The rate increase was anticipated and raised borrowing costs to their highest level in 22 years. The Fed continues to take a data-dependent approach to reach their 2% inflation goal. The Fed resumes balance sheet holdings cuts by allowing monthly maturing bond proceeds to not be reinvested, up to \$95 billion.

### Economic Developments for July

The unemployment rate for June declined by 0.1% to 3.6%. The nonfarm payroll number came in lower than forecasted at 209,000. "It is the lowest reading since December of 2020 but remaining more than twice the 70,000-100,000 needed per month to keep up with growth in the working-age population", according to Trading Economics. Payrolls for both May and April were downwardly revised by 33,000 and 77,000, respectively.

The Consumer Price Index increased 0.2% in June on a seasonally adjusted basis, after increasing 0.1% the previous month. On a year-over-year basis, the index rose 3% before seasonal adjustment, reflecting the lowest level since March 2021. The Producer Price Index (PPI) increased by 0.1% and May data was downwardly revised to 0.4% from 0.3%.

**According to Reuters.** "In the 12 months through June, the PPI gained 0.1%. That was the smallest year-on-year rise since August 2020 and followed a 0.9% rise in May".

Retail sales in June were below expectations coming in at 0.2%. Data for May was upwardly revised to 0.5% instead of the previously reported 0.3%. On an annualized basis retail sales gained 1.5%. Core retail sales, which excludes automobiles, gasoline, building materials and food services, increased 0.6% and the previous month was also upwardly revised by 0.1%.

**As reported by Reuters**, “online sales surged 1.9%, the most in six months. Further gains are likely after Amazon hosted its Prime Day promotion in July, which was the biggest on record. Receipts at furniture stores increased 1.4% and electronics and appliance store sales advanced 1.1%. Clothing stores sales rose 0.6% in June. But receipts at building material and garden equipment supplies dealers dropped 1.2%. Consumers also cut back spending on sporting goods, hobbies, books and musical instruments”.

The number of existing 4.16 million homes sold in the U.S. dropped to the lowest level in 5 months, falling 3.3% to a seasonally adjusted annualized rate of 4.16 million in June. This was in comparison to 4.30 million the month before. Sales of existing homes declined in the South and Western states by 5.4% and 5.1%, respectively. The Midwest sales numbers were consistent with May, and the Northeast gained 2%.

**Trading Economics said**, “the median existing-home price for all housing types in June was \$410,200, the second-highest price ever, compared to a record of nearly \$414,000 in June last year”.

The gross domestic product (GDP) increased at an annual rate of 2.4% for the period of April-June. The first quarter GDP increased 2.0%. Consumer spending was attributed to the solid quarter results.

**According to CNBC**, “Gross private domestic investment increased by 5.7% after tumbling 11.9% in the first quarter. A 10.8% surge in equipment and a 9.7% increase in structures help power that gain. Government spending increased 2.6%, including a 2.5% jump in defense expenditures and 3.6% growth at the state and local levels”.

#### **Collateralization**

All funds under the control of this office requiring collateralization were secured at rates ranging from 100% to 110%, depending on the type of investment.

#### **Payments, Fees, and Commissions**

Securities were purchased or sold utilizing competitive bidding. Bank fees and money market mutual fund operating expenses are detailed in the attached pages, as is the earnings split between the State Treasurer and the master custodian bank on securities lending income.

#### **Total Funds Invested**

Funds available for investment, at market value, include the State Treasurer’s investments at \$12,072,680,410 and State Agency balances in OK Invest at \$3,634,131,637 for a total of \$15,706,812,047.

Best regards,



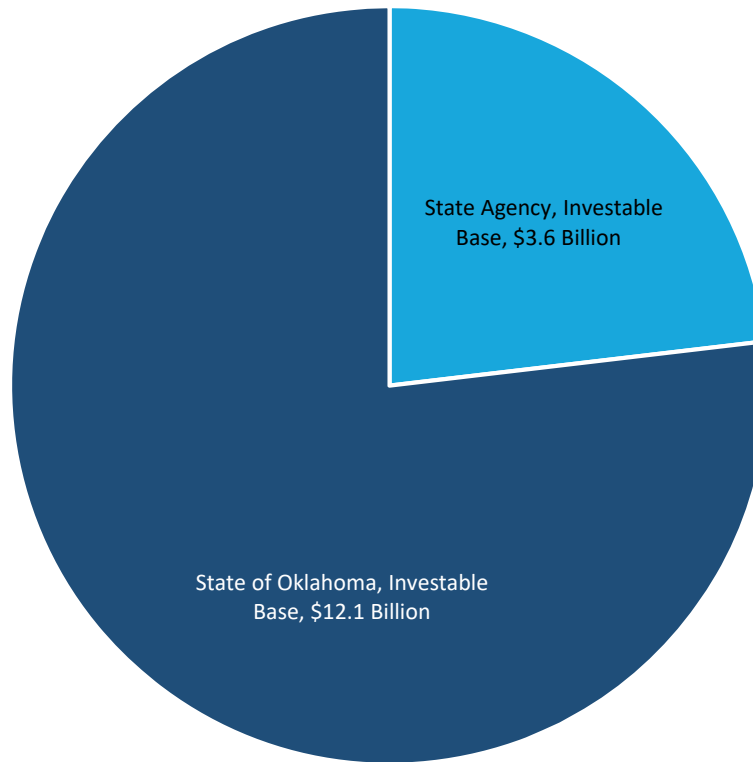
TODD RUSS  
STATE TREASURER

cc: The Honorable Kevin Stitt, Governor  
The Honorable Charles McCall, Speaker of the House  
The Honorable Greg Treat, President Pro Tempore  
The Honorable Gentner Drummond, Attorney General  
The Honorable Cindy Byrd, State Auditor and Inspector



Office of the State Treasurer  
Distribution of Assets Under Management  
July 31, 2023

**\$15.7 Billion**





Office of the State Treasurer  
 Portfolio Composition  
 July 31, 2023

Asset Category	Face Amount/ Shares	Market Value	Book Value	% of Portfolio	YTM @ Cost	Weighted Average Maturity
Certificate of Deposit	41,224,000	41,224,000	41,224,000	0.3	5.40%	65
Foreign Bonds	47,500,000	46,926,952	47,500,000	0.3	3.73%	668
Money Market - Mutual Funds	1,179,538,925	1,179,538,925	1,179,538,925	7.2	5.06%	1
State Bond Issues	30,000,000	30,000,000	30,000,000	0.2	5.27%	1,159
US Agency - MBS	2,918,447,747	2,597,920,359	2,949,123,725	18.0	1.88%	2,251
US Agency Bonds	2,336,425,000	2,271,475,946	2,336,292,264	14.3	0.96%	306
US Treasury Bonds / Notes	10,100,000,000	9,539,725,865	9,805,984,917	59.7	3.00%	915
<b>Total / Average</b>	<b>16,653,135,672</b>	<b>15,706,812,047</b>	<b>16,389,663,831</b>	<b>100.0</b>	<b>2.67%</b>	<b>1,000</b>

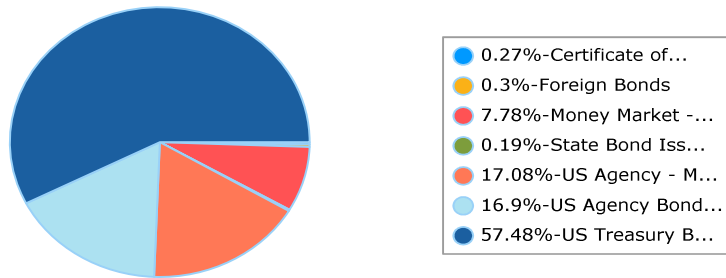


Office of the State Treasurer  
 Distribution by Asset Category - Market Value  
 Report Group: Monthly Investment Report

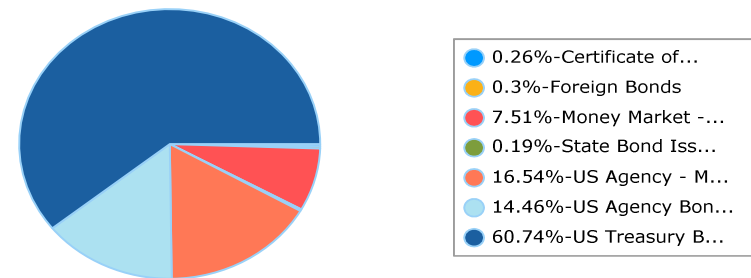
Begin Date: 6/30/2023, End Date: 7/31/2023

Asset Category	Market Value 6/30/2023	% of Portfolio 6/30/2023	Market Value 7/31/2023	% of Portfolio 7/31/2023
Certificate of Deposit	41,224,000	0.3	41,224,000	0.3
Foreign Bonds	46,947,544	0.3	46,926,952	0.3
Money Market - Mutual Funds	1,203,108,388	7.8	1,179,538,925	7.5
State Bond Issues	30,000,000	0.2	30,000,000	0.2
US Agency - MBS	2,641,874,605	17.1	2,597,920,359	16.5
US Agency Bonds	2,614,581,198	16.9	2,271,475,946	14.5
US Treasury Bonds / Notes	8,893,566,548	57.4	9,539,725,865	60.7
<b>Total / Average</b>	<b>15,471,302,283</b>	<b>100.0</b>	<b>15,706,812,047</b>	<b>100.0</b>

**Portfolio Holdings as of 6/30/2023**



**Portfolio Holdings as of 7/31/2023**





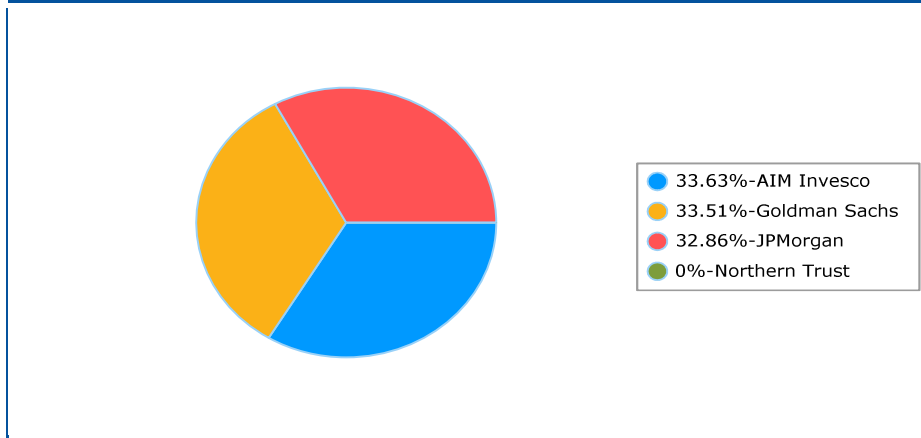
Office of the State Treasurer  
 Distribution by Issuer - Market Value  
 Report Group: Money Market\*

Begin Date: 6/30/2023, End Date: 7/31/2023

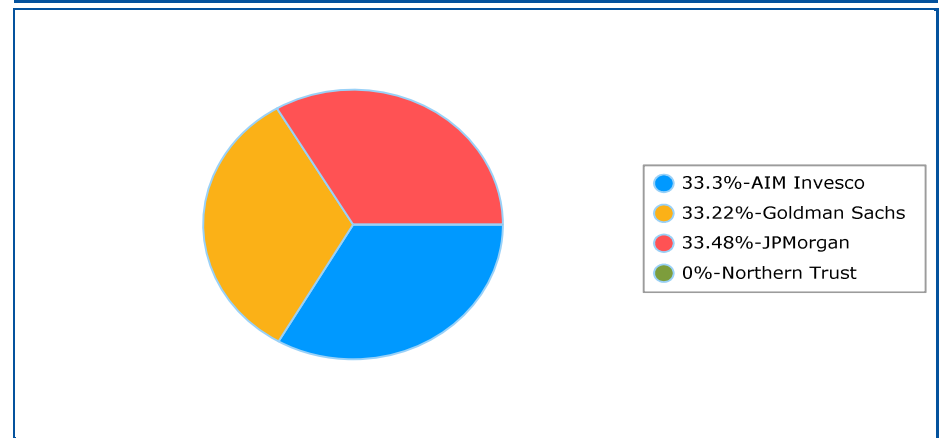
**Issuer Allocation**

Issuer	Market Value 6/30/2023	% of Portfolio 6/30/2023	Market Value 7/31/2023	% of Portfolio 7/31/2023
AIM Invesco	404,601,605	33.6	392,787,751	33.3
Goldman Sachs	403,210,370	33.5	391,836,332	33.2
JPMorgan	395,293,370	32.9	394,909,352	33.5
Northern Trust	3,043	0.00	5,491	0.00
<b>Total / Average</b>	<b>1,203,108,388</b>	<b>100.0</b>	<b>1,179,538,925</b>	<b>100.0</b>

**Portfolio Holdings as of 6/30/2023**



**Portfolio Holdings as of 7/31/2023**




\*Money market balances exclude funds from the American Rescue Plan Act (ARPA).



Office of the State Treasurer  
Earnings by Asset Category  
July 31, 2023

Asset Category	YTM @ Cost	Interest Earned Net of Amortization/ Accretion	Realized Gain/Loss	Total Earnings
Certificate of Deposit	5.40%	127,798	-	127,798
Foreign Bonds	3.73%	-	-	-
Money Market - Mutual Funds	5.06%	5,840,762	-	5,840,762
State Bond Issues	5.27%	-	-	-
US Agency - MBS	1.87%	5,104,844	(468,698)	4,636,146
US Agency Bonds	0.95%	49,623	-	49,623
US Treasury Bonds / Notes	3.00%	20,962,991	-	20,962,991
Link Deposit (not active)		-	-	-
<b>Total or Average</b>	<b>2.67%</b>	<b>32,086,018</b>	<b>(468,698)</b>	<b>31,617,320</b>







Office of the State Treasurer  
Investment Activity  
July 31, 2023

Description	CUSIP	Broker/ Dealer	Trade Date	Settlement Date	YTM @ Cost	Par	Principal	Price	Interest	Total
<b>BUY</b>										
T-Note 2.75 2/15/2028	9128283W8	Morgan Stanley	7/28/2023	7/31/2023	4.246	25,000,000	23,469,727	93.879	315,262	23,784,989
T-Note 2.75 7/31/2027	91282CFB2	BofA Securities	7/27/2023	7/28/2023	4.361	25,000,000	23,533,203	94.133	338,052	23,871,256
T-Note 2.75 7/31/2027	91282CFB2	Wells Fargo	7/25/2023	7/26/2023	4.331	25,000,000	23,557,617	94.230	334,254	23,891,871
T-Note 2.75 7/31/2027	91282CFB2	Morgan Stanley	7/24/2023	7/25/2023	4.222	25,000,000	23,653,320	94.613	332,355	23,985,675
T-Note 2.75 7/31/2027	91282CFB2	Barclays Capital Inc	7/12/2023	7/13/2023	4.236	25,000,000	23,630,859	94.523	309,565	23,940,424
T-Note 3.125 8/31/2027	91282CFH9	Morgan Stanley	7/27/2023	7/28/2023	4.349	25,000,000	23,863,281	95.453	318,444	24,181,726
T-Note 3.125 8/31/2027	91282CFH9	Hilltop	7/25/2023	7/26/2023	4.316	25,000,000	23,891,602	95.566	314,198	24,205,800
T-Note 3.125 8/31/2027	91282CFH9	Wells Fargo	7/24/2023	7/25/2023	4.207	25,000,000	23,990,234	95.961	312,075	24,302,310
T-Note 3.125 8/31/2027	91282CFH9	TD Securities	7/12/2023	7/13/2023	4.222	25,000,000	23,968,750	95.875	286,600	24,255,350
T-Note 3.125 8/31/2027	91282CFH9	Hilltop	7/11/2023	7/12/2023	4.370	25,000,000	23,833,008	95.332	284,477	24,117,485
T-Note 3.25 6/30/2027	91282CEW7	BofA Securities	7/21/2023	7/24/2023	4.239	25,000,000	24,112,305	96.449	52,989	24,165,294
T-Note 3.25 6/30/2027	91282CEW7	BofA Securities	7/12/2023	7/13/2023	4.239	25,000,000	24,105,469	96.422	28,702	24,134,171
T-Note 3.5 1/31/2028	91282CGH8	JPMorgan Chase	7/28/2023	7/31/2023	4.249	25,000,000	24,240,234	96.961	0	24,240,234
T-Note 3.875 11/30/2027	91282CFZ9	Mizuho Securities	7/28/2023	7/31/2023	4.266	25,000,000	24,616,211	98.465	161,458	24,777,669
T-Note 3.875 11/30/2027	91282CFZ9	BofA Securities	7/21/2023	7/24/2023	4.182	25,000,000	24,696,289	98.785	142,930	24,839,219
T-Note 3.875 12/31/2027	91282CGC9	Jefferies & Co	7/28/2023	7/31/2023	4.257	25,000,000	24,618,164	98.473	81,607	24,699,771
T-Note 4.125 10/31/2027	91282CFU0	BofA Securities	7/27/2023	7/28/2023	4.330	25,000,000	24,801,758	99.207	249,406	25,051,163
T-Note 4.125 10/31/2027	91282CFU0	TD Securities	7/25/2023	7/26/2023	4.295	25,000,000	24,834,961	99.340	243,801	25,078,762
T-Note 4.125 10/31/2027	91282CFU0	Barclays Capital Inc	7/24/2023	7/25/2023	4.189	25,000,000	24,936,523	99.746	240,999	25,177,522
T-Note 4.125 10/31/2027	91282CFU0	UMB Bank	7/21/2023	7/24/2023	4.205	25,000,000	24,920,898	99.684	238,196	25,159,095
T-Note 4.125 10/31/2027	91282CFU0	UMB Bank	7/11/2023	7/12/2023	4.350	25,000,000	24,780,273	99.121	204,569	24,984,842
T-Note 4.125 9/30/2027	91282CFM8	UMB Bank	7/27/2023	7/28/2023	4.342	25,000,000	24,793,945	99.176	335,297	25,129,242
T-Note 4.125 9/30/2027	91282CFM8	Barclays Capital Inc	7/25/2023	7/26/2023	4.314	25,000,000	24,819,336	99.277	329,662	25,148,998
T-Note 4.125 9/30/2027	91282CFM8	Bank of New York Mellon	7/24/2023	7/25/2023	4.203	25,000,000	24,924,805	99.699	326,844	25,251,649
T-Note 4.125 9/30/2027	91282CFM8	Stifel Nicolaus	7/21/2023	7/24/2023	4.212	25,000,000	24,916,016	99.664	324,027	25,240,042
T-Note 4.125 9/30/2027	91282CFM8	Stifel Nicolaus	7/11/2023	7/12/2023	4.360	25,000,000	24,774,414	99.098	290,215	25,064,629
						<b>650,000,000</b>	<b>632,283,203</b>		<b>6,395,986</b>	<b>638,679,189</b>
<b>MATURED</b>										
FFCB 0.25 7/10/2023	3133ELS62	Wells Fargo	7/10/2023	7/10/2023	0.000	25,000,000	25,000,000	0	0	25,000,000
FNMA 0.25 7/10/2023	3135G05G4	Wells Fargo	7/10/2023	7/10/2023	0.000	25,000,000	25,000,000	0	0	25,000,000
FNMA 0.25 7/10/2023	3135G05G4	Wells Fargo	7/10/2023	7/10/2023	0.000	25,000,000	25,000,000	0	0	25,000,000
FNMA 0.25 7/10/2023	3135G05G4	Wells Fargo	7/10/2023	7/10/2023	0.000	25,000,000	25,000,000	0	0	25,000,000
FNMA 0.25 7/10/2023	3135G05G4	Morgan Stanley	7/10/2023	7/10/2023	0.000	25,000,000	25,000,000	0	0	25,000,000
FNMA 0.25 7/10/2023	3135G05G4	Wells Fargo	7/10/2023	7/10/2023	0.000	25,000,000	25,000,000	0	0	25,000,000
FNMA 0.25 7/10/2023	3135G05G4	Wells Fargo	7/10/2023	7/10/2023	0.000	25,000,000	25,000,000	0	0	25,000,000
FNMA 0.25 7/10/2023	3135G05G4	Wells Fargo	7/10/2023	7/10/2023	0.000	25,000,000	25,000,000	0	0	25,000,000
FNMA 0.25 7/10/2023	3135G05G4	Morgan Stanley	7/10/2023	7/10/2023	0.000	25,000,000	25,000,000	0	0	25,000,000
FNMA 0.25 7/10/2023	3135G05G4	Wells Fargo	7/10/2023	7/10/2023	0.000	25,000,000	25,000,000	0	0	25,000,000
FNMA 0.25 7/10/2023	3135G05G4	Wells Fargo	7/10/2023	7/10/2023	0.000	25,000,000	25,000,000	0	0	25,000,000
FNMA 0.25 7/10/2023	3135G05G4	Wells Fargo	7/10/2023	7/10/2023	0.000	25,000,000	25,000,000	0	0	25,000,000
FNMA 0.25 7/10/2023	3135G05G4	Wells Fargo	7/10/2023	7/10/2023	0.000	25,000,000	25,000,000	0	0	25,000,000
FNMA 0.25 7/10/2023	3135G05G4	Wells Fargo	7/10/2023	7/10/2023	0.000	25,000,000	25,000,000	0	0	25,000,000
FNMA 0.25 7/10/2023	3135G05G4	Wells Fargo	7/10/2023	7/10/2023	0.000	25,000,000	25,000,000	0	0	25,000,000
						<b>350,000,000</b>	<b>350,000,000</b>		<b>0</b>	<b>350,000,000</b>
<b>Net Change in Investments</b>						<b>300,000,000</b>	<b>282,283,203</b>		<b>6,395,986</b>	<b>288,679,189</b>





Office of the State Treasurer  
 Transactions by Broker  
 July 31, 2023

Description	CUSIP	Action	Asset Category	Settlement Date	Maturity Date	YTM @ Cost	Par	Principal	Price	Interest	Total
<b>Barclays Capital Inc</b>											
T-Note 2.75 7/31/2027	91282CFB2	Buy	US Treasury Bonds / Notes	7/13/2023	7/31/2027	4.236	25,000,000	23,630,859	94.523	309,565	23,940,424.30
T-Note 4.125 10/31/2027	91282CFU0	Buy	US Treasury Bonds / Notes	7/25/2023	10/31/2027	4.189	25,000,000	24,936,523	99.746	240,999	25,177,522.08
T-Note 4.125 9/30/2027	91282CFM8	Buy	US Treasury Bonds / Notes	7/26/2023	9/30/2027	4.314	25,000,000	24,819,336	99.277	329,662	25,148,997.83
							<b>75,000,000</b>	<b>73,386,719</b>		<b>880,225</b>	<b>74,266,944.21</b>
<b>BofA Securities</b>											
T-Note 2.75 7/31/2027	91282CFB2	Buy	US Treasury Bonds / Notes	7/28/2023	7/31/2027	4.361	25,000,000	23,533,203	94.133	338,052	23,871,255.62
T-Note 3.25 6/30/2027	91282CEW7	Buy	US Treasury Bonds / Notes	7/24/2023	6/30/2027	4.239	25,000,000	24,112,305	96.449	52,989	24,165,293.82
T-Note 3.25 6/30/2027	91282CEW7	Buy	US Treasury Bonds / Notes	7/13/2023	6/30/2027	4.239	25,000,000	24,105,469	96.422	28,702	24,134,171.20
T-Note 3.875 11/30/2027	91282CFZ9	Buy	US Treasury Bonds / Notes	7/24/2023	11/30/2027	4.182	25,000,000	24,696,289	98.785	142,930	24,839,219.39
T-Note 4.125 10/31/2027	91282CFU0	Buy	US Treasury Bonds / Notes	7/28/2023	10/31/2027	4.330	25,000,000	24,801,758	99.207	249,406	25,051,163.38
							<b>125,000,000</b>	<b>121,249,023</b>		<b>812,080</b>	<b>122,061,103.41</b>
<b>BNY Mellon Capital Markets</b>											
T-Note 4.125 9/30/2027	91282CFM8	Buy	US Treasury Bonds / Notes	7/25/2023	9/30/2027	4.203	25,000,000	24,924,805	99.699	326,844	25,251,648.95
							<b>25,000,000</b>	<b>24,924,805</b>		<b>326,844</b>	<b>25,251,648.95</b>
<b>Hilltop</b>											
T-Note 3.125 8/31/2027	91282CFH9	Buy	US Treasury Bonds / Notes	7/26/2023	8/31/2027	4.316	25,000,000	23,891,602	95.566	314,198	24,205,799.93
T-Note 3.125 8/31/2027	91282CFH9	Buy	US Treasury Bonds / Notes	7/12/2023	8/31/2027	4.370	25,000,000	23,833,008	95.332	284,477	24,117,484.71
							<b>50,000,000</b>	<b>47,724,609</b>		<b>598,675</b>	<b>48,323,284.64</b>
<b>Jefferies &amp; Co</b>											
T-Note 3.875 12/31/2027	91282CGC9	Buy	US Treasury Bonds / Notes	7/31/2023	12/31/2027	4.257	25,000,000	24,618,164	98.473	81,607	24,699,770.72
							<b>25,000,000</b>	<b>24,618,164</b>		<b>81,607</b>	<b>24,699,770.72</b>
<b>JPMorgan Chase</b>											
T-Note 3.5 1/31/2028	91282CGH8	Buy	US Treasury Bonds / Notes	7/31/2023	1/31/2028	4.249	25,000,000	24,240,234	96.961	0	24,240,234.38
							<b>25,000,000</b>	<b>24,240,234</b>		<b>0</b>	<b>24,240,234.38</b>
<b>Mizuho Securities</b>											
T-Note 3.875 11/30/2027	91282CFZ9	Buy	US Treasury Bonds / Notes	7/31/2023	11/30/2027	4.266	25,000,000	24,616,211	98.465	161,458	24,777,669.27
							<b>25,000,000</b>	<b>24,616,211</b>		<b>161,458</b>	<b>24,777,669.27</b>
<b>Morgan Stanley</b>											
T-Note 2.75 2/15/2028	9128283W8	Buy	US Treasury Bonds / Notes	7/31/2023	2/15/2028	4.246	25,000,000	23,469,727	93.879	315,262	23,784,989
T-Note 2.75 7/31/2027	91282CFB2	Buy	US Treasury Bonds / Notes	7/25/2023	7/31/2027	4.222	25,000,000	23,653,320	94.613	332,355	23,985,675
T-Note 3.125 8/31/2027	91282CFH9	Buy	US Treasury Bonds / Notes	7/28/2023	8/31/2027	4.349	25,000,000	23,863,281	95.453	318,444	24,181,726
							<b>75,000,000</b>	<b>70,986,328</b>		<b>966,062</b>	<b>71,952,389.81</b>
<b>Stifel Nicolaus</b>											
T-Note 4.125 9/30/2027	91282CFM8	Buy	US Treasury Bonds / Notes	7/24/2023	9/30/2027	4.212	25,000,000	24,916,016	99.664	324,027	25,240,042.27
T-Note 4.125 9/30/2027	91282CFM8	Buy	US Treasury Bonds / Notes	7/12/2023	9/30/2027	4.360	25,000,000	24,774,414	99.098	290,215	25,064,629.22
							<b>50,000,000</b>	<b>49,690,430</b>		<b>614,242</b>	<b>50,304,671.49</b>
<b>TD Securities</b>											
T-Note 3.125 8/31/2027	91282CFH9	Buy	US Treasury Bonds / Notes	7/13/2023	8/31/2027	4.222	25,000,000	23,968,750	95.875	286,600	24,255,349.86
T-Note 4.125 10/31/2027	91282CFU0	Buy	US Treasury Bonds / Notes	7/26/2023	10/31/2027	4.295	25,000,000	24,834,961	99.340	243,801	25,078,761.89
							<b>50,000,000</b>	<b>48,803,711</b>		<b>530,401</b>	<b>49,334,111.75</b>
<b>UMB Bank</b>											
T-Note 4.125 10/31/2027	91282CFU0	Buy	US Treasury Bonds / Notes	7/24/2023	10/31/2027	4.205	25,000,000	24,920,898	99.684	238,196	25,159,094.77
T-Note 4.125 10/31/2027	91282CFU0	Buy	US Treasury Bonds / Notes	7/12/2023	10/31/2027	4.350	25,000,000	24,780,273	99.121	204,569	24,984,842.05
T-Note 4.125 9/30/2027	91282CFM8	Buy	US Treasury Bonds / Notes	7/28/2023	9/30/2027	4.342	25,000,000	24,793,945	99.176	335,297	25,129,242.44
							<b>75,000,000</b>	<b>74,495,117</b>		<b>778,062</b>	<b>75,273,179.26</b>
<b>Wells Fargo</b>											
T-Note 2.75 7/31/2027	91282CFB2	Buy	US Treasury Bonds / Notes	7/26/2023	7/31/2027	4.331	25,000,000	23,557,617	94.230	334,254	23,891,871.33
T-Note 3.125 8/31/2027	91282CFH9	Buy	US Treasury Bonds / Notes	7/25/2023	8/31/2027	4.207	25,000,000	23,990,234	95.961	312,075	24,302,309.79
							<b>50,000,000</b>	<b>47,547,852</b>		<b>646,330</b>	<b>48,194,181.12</b>
<b>Total Securities</b>							<b>650,000,000</b>	<b>632,283,203</b>		<b>6,395,986</b>	<b>638,679,189.01</b>



Office of the State Treasurer  
 Comparison of Actual Earnings to Estimated Earnings  
 July 31, 2023

Fiscal Year to Date								
Asset Category	Revenues Actual	Revenues Estimate	Variance	Percent	Investable Base - Actual	Investable Base - Est.	Variance	Percent
Certificates of Deposit	102,445	100,000	2,445	2.45%	31,667,628	32,000,000	(332,372)	-1.04%
Foreign Bonds	0	83,333	-83,333	-100.00%	36,048,546	37,000,000	(951,454)	-2.57%
Money Market Mutual Funds	4,687,066	2,333,333	2,353,733	100.87%	906,103,247	1,000,000,000	(93,896,753)	-9.39%
State of OK Bonds	0	83,333	-83,333	-100.00%	30,000,000	30,000,000	0	0.00%
US Agency - MBS	3,716,402	3,833,333	-116,931	-3.05%	1,995,681,553	2,000,000,000	(4,318,447)	-0.22%
US Agency Bonds	39,779	1,166,667	-1,126,888	-96.59%	1,744,912,090	1,500,000,000	244,912,090	16.33%
US Treasury Bonds / Notes	17,231,238	13,733,333	3,497,905	25.47%	7,328,267,346	7,401,000,000	(72,732,654)	-0.98%
<b>Total or Average</b>	<b>25,776,930</b>	<b>21,333,333</b>	<b>4,443,597</b>	<b>20.83%</b>	<b>12,072,680,410</b>	<b>12,000,000,000</b>	<b>72,680,410</b>	<b>0.61%</b>

The Treasurer had estimated earnings to the Board of Equalization for Fiscal Year 2024. The amount estimated was \$256,000,000. Year-to-date actual earnings are recorded on a cash basis of accounting.



Office of the State Treasurer  
Comparison of Actual Earnings to Estimated Earnings  
July 31, 2023

The following page presents market rates of return on the Securities portion of the General Account and the State's aggregated State Agency Accounts. These figures, which are dollar-weighted and time-weighted where appropriate, are calculated using the percentage change in market value (inclusive of accrued income) from the end of the prior month to the end of the reporting month.

To ensure the integrity of data, this information is provided by the Treasurer's custodian bank acting in its capacity as an external third party. As such, performance measurement is presently confined to those investments which are held with the custodian bank Northern Trust Company.

Benchmark data is also provided on the following page.



Office of the State Treasurer  
Performance Comparison  
July 31, 2023

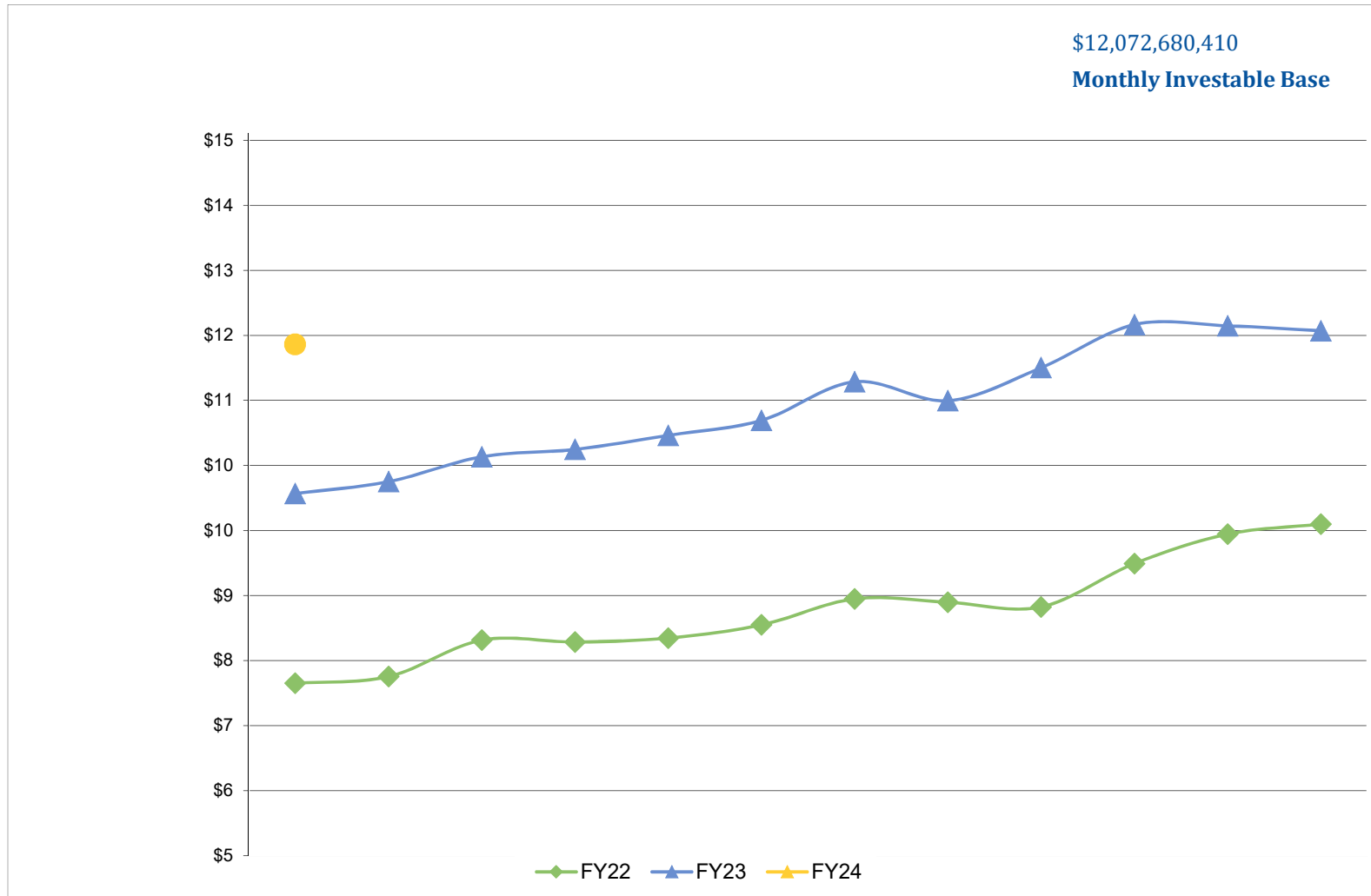
	Current Month	Fiscal Year-to-Date
<u>Securities, General Revenue Account</u>	0.31%	0.31%
Securities, Agency Directed Langston University	3.48%	3.48%
<b>Benchmark</b>		
Merrill Lynch, US 1 Year T-Bill	0.45%	0.45%

Analysis by Northern Trust Company

Represents dollar-weighted and time-weighted rates of return



Office of the State Treasurer  
General Revenue Fund, 36 Month Investable Base (Billions)  
July 31, 2023





Office of the State Treasurer  
Banking, Custody, and other Fees  
July 31, 2023

Depository Bank	Tax ID Number	City	State	Amount
BancFirst	73-1332918	OKC	Oklahoma	87
Central National Bank	73-0177591	Alva	Oklahoma	35
Central National Bank	73-0783952	Enid	Oklahoma	3
Federal Reserve Bank	44-0545874	Kansas City	Kansas	1,066
First Bank & Trust	73-0541333	Broken Bow	Oklahoma	6
Intrust Bank	48-0477525	Wichita	Kansas	49
JP Morgan/Chase, Okla., NA	73-0777610	OKC	Oklahoma	28,790
The Bank N.A.	73-0344910	McAlester	Oklahoma	5
<b>Total</b>				<b>30,042</b>

**Money Market Mutual Funds**

The State Treasurer participates in the following money market mutual funds. The funds managers are compensated for certain operating expenses by deducting a fee from the gross interest earnings.

Fund Manager	Tax ID	Annualized fee	Amount
Invesco	76-0574220	0.180%	58,620
JPMorgan Securities	23-2694160	0.180%	58,949
Goldman Sachs	06-1287410	0.110%	35,741
BOSC Inc	73-1275307	0.070%	22,744

Note: Pursuant to Oklahoma State Statute Title 62, Section 89.7, all known fees are to be reported. The money market mutual fund fees reported are shown at the contracted rate.

**Securities Lending Program**

The State Treasurer participates in a securities lending program with Northern Trust Company acting as lending agent. Northern Trust retains 20% of the revenues generated as compensation for services, their share for the month was \$ 13,344. Pursuant to Oklahoma State Statute Title 62 Section 90, the State Treasurer retains the first \$450,000 of security lending revenue in a revolving fund. These funds are used to pay custody and other banking fees. Any revenue not needed for this purpose is deposited to the General Fund.

**Northern Trust Custody Fees**

Pursuant to custodial contract with Northern Trust Company, custody fees are paid quarterly. Fees paid to Northern Trust Company for first quarter FY2024 was 11,250.





**OKLAHOMA**  
State Treasurer

# AGENCY-DIRECTED INVESTMENTS

---

## July 2023

### **Treasurer's Mission Statement**

The mission of the Office of the State Treasurer is to serve the people of Oklahoma by providing sound banking and investment services, reuniting individuals and businesses with their unclaimed property, and promoting economic opportunities in a fiscally responsible and efficient manner while adhering to the highest professional and ethical standards.



Office of the State Treasurer  
 Agency Directed Investments  
 July 31, 2023

Issuer	Face Amount/Shares	Market Value	Book Value	% of Portfolio
<b>ARPA Funding</b>				
JPMorgan MM	1,111,440,258	1,111,440,258	1,111,440,258	0.69
US Agency Bonds	125,000,000	124,164,438	124,901,875	0.08
US Treasury	375,000,000	367,143,555	374,249,464	0.23
<b>Total, ARPA Funding</b>	<b>1,611,440,258</b>	<b>1,602,748,251</b>	<b>1,610,591,597</b>	<b>1.00</b>
<b>Langston - Agency Directed</b>				
Fundamental Investors Inc A	16,499	1,160,195	371,159	0.33
Investment Co of America A	16,849	828,613	371,249	0.33
Washington Mutual Fund A	17,404	972,044	371,269	0.34
Northern Trust - Agency Fund	1,794	1,794	1,794	0.00
<b>Total / Average</b>	<b>52,546</b>	<b>2,962,646</b>	<b>1,115,471</b>	<b>1.00</b>
<b>Report Total</b>	<b>1,611,492,804</b>	<b>1,605,710,897</b>	<b>1,611,707,068</b>	



Office of the State Treasurer  
State Agency Directed by Broker  
July 31, 2023

**Broker**

**Tax ID**

**Purchases at Cost**

**Sales at Cost**

---

No activity



Office of the State Treasurer  
State Agency Directed by Security Type  
July 31, 2023

**Broker**

**Tax ID**

**Purchases at Cost**

**Sales at Cost**

---

No activity



Office of the State Treasurer  
 Assets Under Management  
 July 31, 2023

Account	Class Funding	Agency	Interest Rate	Days to Maturity	Market Value
2109002	8090B	OMES- Risk Mgmt Revolving Fund ASA	2.5215	1	81,696,175
2118506	8185F	Corporation Commission	2.5215	1	25,094,849
2137001	8370A	OIFA	2.5215	1	13,205,085
2138503	8385C	Oklahoma Insurance Department	2.5215	1	4,730,508
2139101	8391A	Multiple Injury Trust Fund	2.5215	1	17,328,326
2141001	8410A	Commissioners of the Land Office	2.5215	1	74,752,995
2142001	8420A	Langston University	2.5215	1	10,356,088
2143500	79901	Oklahoma Lottery Commission	2.5215	1	14,976,620
2143501	8435A	Oklahoma Lottery Commission	2.5215	1	5,307,237
2147704	8477D	Oklahoma Bureau of Narcotics	2.5215	1	13,540,117
2151500	79901	OPERS	2.5215	1	4,241,074
2151501	8515A	OPERS	2.5215	1	369,863
2151502	8515B	OPERS	2.5215	1	1,687,060
2151503	8515C	OPERS	2.5215	1	94,622
2151504	8515D	OPERS	2.5215	1	2,378,524
2151505	8515E	OPERS	2.5215	1	41,235
2151506	8515F	OPERS	2.5215	1	253,866
2151507	8515G	OPERS	2.5215	1	3,781,183
2151508	8515H	OPERS	2.5215	1	638,300
2153001	8530A	Panhandle State University	2.5215	1	1,238,001
2155701	8557A	OK Police Pension	2.5215	1	27,920,252
2169502	8695B	Tax Commission	2.5215	1	517,760,251
2169505	8695E	Tax Commission	2.5215	1	12,895
2169520	8695T	Tax Commission	2.5215	1	246,628
2169521	8695U	Tax Commission	2.5215	1	90,456,425
2174007	8740G	State Treasurer	2.5215	1	132,000
2183006	8830F	DHS - CSED	2.5215	1	15,889,533
7200039	20000	Oklahoma Boll Weevil Eradication	2.5215	1	4,162,238
7200131	79901	Department of Corrections	2.5215	1	16,532,073
7200320	20000	Department of Wildlife	2.5215	1	1,475,387
7200359	20000	OERB	2.5215	1	23,053,288
7200370	20000	OIFA	2.5215	1	771,854
7200391	20000	Multiple Injury Trust Fund	2.5215	1	65,217
7200410	20000	Commissioners of the Land Office	2.5215	1	2,766,248
7200435	20000	Oklahoma Lottery Commission	2.5215	1	36,723,872
7200515	20000	OPERS	2.5215	1	95,046
7200557	20000	Oklahoma Police Pension	2.5215	1	259
7200588	20000	Real Estate Commission	2.5215	1	3,275,632
7200830	20000	Department of Human Services	2.5215	1	117,241
7201825	20100	University Hospitals Authority	2.5215	1	3,175,306
7205090	20500	OMES Risk Management Division/DSC	2.5215	1	52,168,101
7205131	79901	Department of Corrections	2.5215	1	618,977
7205204	20500	JM Davis Arms & Historical Museum	2.5215	1	18,924

Interest rate is net of 1.25 bp management fee



Office of the State Treasurer  
 Assets Under Management  
 July 31, 2023

Account	Class Funding	Agency	Interest Rate	Days to Maturity	Market Value
7205320	20500	Department of Wildlife	2.5215	1	1,289,834
7205359	20500	Sustaining OK Energy Resources	2.5215	1	7,257,914
7205435	20500	Oklahoma Lottery Commission	2.5215	1	154,779
7205515	20500	OPERS	2.5215	1	223,840
7205563	20500	OK Bd for Private Vocational Schools	2.5215	1	200,309
7205630	20500	Oklahoma Department of Securities	2.5215	1	1,662,144
7205807	20500	Oklahoma Health Care Authority	2.5215	1	1
7210270	21000	State Election Board	2.5215	1	2,211,913
7210320	21000	Department of Wildlife	2.5215	1	6,132,364
7210350	21000	Oklahoma Historical Society	2.5215	1	30
7210400	21000	Office of Juvenile Affairs	2.5215	1	9,220
7210410	21000	Commissioners of the Land Office	2.5215	1	5,597,297
7210515	21000	OPERS	2.5215	1	787,308
7210570	21000	State Board of Licensure for Professional Engineers & Land	2.5215	1	278,021
7210588	21000	Real Estate Commission	2.5215	1	517,749
7215270	21500	State of Oklahoma Election Board - HAVA	2.5215	1	9,029,418
7215320	21500	Department of Wildlife	2.5215	1	4,382,404
7215566	21500	Tourism & Recreation Department	2.5215	1	6,431,490
7215585	21500	Department of Public Safety	2.5215	1	2,335,258
7215670	21500	JD McCarty Center	2.5215	1	744,224
7215825	215000	University Hospitals Authority	2.5215	1	1,825,333
7216805	21600	Department of Rehabilitation Services	2.5215	1	1,100,331
7220320	22000	Dept of Wildlife Conservation	2.5215	1	6,161,597
7220570	22000	OSB of Licensure for Professional Engineers and Land Survv	2.5215	1	308,102
7220585	22000	Department of Public Safety	2.5215	1	5,248,909
7220830	22000	Department of Human Services	2.5215	1	10,112
7225040	22500	Department of Agriculture	2.5215	1	281,985
7225830	22500	Department of Human Services	2.5215	1	6,003,842
7230220	23000	Oklahoma Crime Victims Compensation	2.5215	1	2,439,415
7230345	23000	Department of Transportation	2.5215	1	7,826,001
7230695	23000	Tax Commission	2.5215	1	897,065
7230807	23000	Health Care Authority	2.5215	1	12,760
7235605	23500	Regents for Higher Education	2.5215	1	7,154,769
7240807	24000	Health Care Authority	2.5215	1	62,235,437
7240830	24000	Oklahoma Human Services	2.5215	1	15,771,353
7244090	24400	OMES Dept of Central Services	2.5215	1	758,211
7245807	24500	Health Care Authority	2.5215	1	6,044,281
7255090	25500	Department of Central Services	2.5215	1	1,209,128
7255585	25500	Oklahoma Dept of Public Safety	2.5215	1	157,159
7260090	26000	OMES Risk Management Division	2.5215	1	5,821,128
7265090	26500	OMES- Risk Mgmt	2.5215	1	233,531
7275740	27500	OST - SEED	2.5215	1	8,142
7280090	28000	OMES DCS Property Distribution	2.5215	1	449,002

Interest rate is net of 1.25 bp management fee



Office of the State Treasurer  
 Assets Under Management  
 July 31, 2023

Account	Class Funding	Agency	Interest Rate	Days to Maturity	Market Value
7280131	79901	Department of Corrections	2.5215	1	7,200,584
7280345	28000	Department of Transportation	2.5215	1	2,942,719
7285345	28500	Department of Transportation	2.5215	1	154,774,151
7295090	27000	Emergency & Transportation	2.5215	1	7,421,255
7296150	29600	University of Science & Arts	2.5215	1	43
7303000	30300	Tobacco Litigation Escrow Fund	2.5215	1	31,086
7360566	36000	Tourism & Recreation Department	2.5215	1	6,639,552
7401105	40100	OCIA - NACEA Construction Series 2018B	2.5215	1	852
7403292	40300	Oklahoma Department of Environmental Quality	2.5215	1	759,904
7405220	40500	District Attorneys Council	2.5215	1	4,014,378
7408105	40800	OCIA	2.5215	1	1,051,351
7409105	40900	OCIA - NACEA Revenue Series 2018B	2.5215	1	195
7411105	41100	OCIA - Capitol Repair Revenue Series 2018C	2.5215	1	3,494
7412105	41200	OCIA	2.5215	1	10,824
7415105	41500	OCIA - DOC Construction Series 2018D	2.5215	1	8,706,056
7416000	41600	OSF - Oil Overcharge	2.5215	1	302,089
7416105	41600	OCIA - DOC Revenue Series 2018D	2.5215	1	1,468,800
7416160	41600	Department of Commerce	2.5215	1	3,178,100
7419105	41900	OCIA	2.5215	1	3,839,085
7420105	42000	OCIA - Construction Series 2019A	2.5215	1	1,185,849
7424105	42400	OCIA - Revenue Series 2019A	2.5215	1	202,533
7426000	42600	OSF - Oil Overcharge	2.5215	1	2,524,106
7426160	42600	Department of Commerce	2.5215	1	16,351,651
7427105	42700	OCIA - Construction Series 2019B	2.5215	1	725
7428105	42800	OCIA Endowed Chairs Fund	2.5215	1	1,871,018
7430010	43000	Oklahoma State University	2.5215	1	3,182,524
7430011	43000	Oklahoma State University	2.5215	1	3,422,101
7430012	43000	Oklahoma State University	2.5215	1	4,095,518
7430013	43000	Oklahoma State University	2.5215	1	3,190,211
7430014	43000	Oklahoma State University	2.5215	1	4,093,401
7430015	43000	Oklahoma State University	2.5215	1	3,175,973
7430016	43000	Oklahoma State University	2.5215	1	241,549
7430100	43000	Cameron University	2.5215	1	1,258,981
7430420	43000	Langston University	2.5215	1	376,325
7430461	43000	Rogers State College	2.5215	1	1,759,444
7430505	43000	Northwestern Oklahoma State University	2.5215	1	527,013
7430530	60000	Panhandle State University	2.5215	1	45,030
7430665	43000	Southwestern Oklahoma State University	2.5215	1	2,594,731
7430760	43000	University of Oklahoma	2.5215	1	38,011,711
7430770	43000	OUHSC	2.5215	1	97,188,797
7430773	43000	Oklahoma State University	2.5215	1	3,192,150
7434105	43400	OCIA	2.5215	1	507
7436000	43600	OSF - Oil Overcharge	2.5215	1	2,768

Interest rate is net of 1.25 bp management fee



Office of the State Treasurer  
 Assets Under Management  
 July 31, 2023

Account	Class Funding	Agency	Interest Rate	Days to Maturity	Market Value
7436105	43600	OCIA	2.5215	1	440,938
7437105	43700	OCIA	2.5215	1	728,603
7438105	43800	OCIA	2.5215	1	3,052
7439105	43900	OCIA Series 2020A Rev Fund	2.5215	1	12,732
7442105	44200	OCIA	2.5215	1	9,558
7443105	44300	OCIA	2.5215	1	39,980
7444105	44400	OCIA 2017C Series	2.5215	1	399
7444835	44400	Water Resources Board	2.5215	1	10,746,880
7445105	44500	OCIA - 2017B Capitol Repair 2 Revenue	2.5215	1	6,578
7445835	44500	Water Resources Board	2.5215	1	5,730,225
7447105	44700	2017A Revenue Fund	2.5215	1	1,050
7450105	45000	OCIA Series 2020B	2.5215	1	7,316
7452105	45200	OCIA Series 2020D	2.5215	1	412
7453105	45300	OCIA Series 2020D	2.5215	1	2,281,165
7454105	45400	OCIA Series 2020E	2.5215	1	947
7455105	45500	OCIA	2.5215	1	2,884
7455160	45500	Department of Commerce	2.5215	1	169,452
7458105	45800	OCIA Series 2020C	2.5215	1	4,039
7459105	45900	OCIA Endowed Chairs 2021	2.5215	1	1,631,650
7460100	46000	Cameron University	2.5215	1	13,641
7460105	46000	OCIA (TIFIA/ODOT 2022)	2.5215	1	9,401
7463105	46300	OCIA (Conservation-2022A)	2.5215	1	17,875,027
7464105	46400	OCIA	2.5215	1	113,686
7465105	46500	OCIA (Conservation-2022A)	2.5215	1	82,794
7466105	46600	OCIA (National Guard Museum 2022B)	2.5215	1	45,466,308
7467105	46700	OCIA (National Guard Museum 2022B)	2.5215	1	295
7468105	46800	OCIA ODVA-2022C	2.5215	1	29,283,384
7469105	46900	OCIA ODVA-2022C	2.5215	1	208
7470010	47000	Oklahoma State University Capital Bond Project	2.5215	1	1,587,244
7471835	47100	Water Resources Board	2.5215	1	943,546
7472835	47200	Water Resources Board	2.5215	1	88,178,451
7473835	47300	Water Resources Board	2.5215	1	105,800,465
7475750	47500	Tulsa Community College	2.5215	1	6,211
7475770	47500	OUHSC	2.5215	1	47,457,927
7476760	47600	University of Oklahoma	2.5215	1	9
7479010	47900	Oklahoma State University Capital Bond Project	2.5215	1	128,154
7481105	48500	OCIA	2.5215	1	508,333,333
7485010	48500	OKLAHOMA STATE UNIVERSITY	2.5215	1	36,257
7486010	48600	OKLAHOMA STATE UNIVERSITY	2.5215	1	187,711
7487010	48700	OKLAHOMA STATE UNIVERSITY	2.5215	1	30
7488010	48800	OKLAHOMA STATE UNIVERSITY	2.5215	1	18,696,002
7488105	48800	OCIA	2.5215	1	34,924
7490010	49000	Oklahoma State University	2.5215	1	49,469

Interest rate is net of 1.25 bp management fee





Office of the State Treasurer  
 Assets Under Management  
 July 31, 2023

Account	Class Funding	Agency	Interest Rate	Days to Maturity	Market Value
7490013	49000	Oklahoma State University	2.5215	1	22,439
7490015	49000	Oklahoma State University	2.5215	1	1,434
7490270	49000	Oklahoma State Election Board	2.5215	1	18
7490760	49000	University of Oklahoma	2.5215	1	964,803
7490773	49000	Oklahoma State University	2.5215	1	58,076
7491220	49100	District Attorneys Council	2.5215	1	270,594
7497835	49700	Water Resources Board	2.5215	1	8,420,296
7512410	8410A	Commissioners of the Land Office	2.5215	1	243,838
7513410	8410A	Commissioners of the Land Office	2.5215	1	540,060
7514410	8410A	Commissioners of the Land Office	2.5215	1	5,508,581
7600010	60000	Oklahoma State University	2.5215	1	5,450,096
7600100	60000	Cameron University	2.5215	1	934,638
7600120	60000	University of Central Oklahoma	2.5215	1	4,866,212
7600150	60000	University of Science & Arts	2.5215	1	385,945
7600230	60000	East Central University	2.5215	1	1,089,531
7600420	60000	Langston University	2.5215	1	1,583,405
7600485	60000	Northeastern State University	2.5215	1	2,174,850
7600490	60000	Northern Oklahoma College	2.5215	1	574,231
7600505	60000	Northwestern Oklahoma State University	2.5215	1	2,445,506
7600530	60000	Panhandle State University	2.5215	1	211,893
7600660	60000	Southeastern Oklahoma State University	2.5215	1	213,379
7600665	60000	Southwestern Oklahoma State University	2.5215	1	3,524,246
7600760	60000	University of Oklahoma	2.5215	1	2,791,019
7650010	65000	Oklahoma State University	2.5215	1	3,060,699
7650100	65000	Cameron University	2.5215	1	516,240
7650120	65000	University of Central Oklahoma	2.5215	1	2,474,758
7650150	65000	University of Science & Arts	2.5215	1	362,431
7650230	65000	East Central University	2.5215	1	1,069,187
7650420	65000	Langston University	2.5215	1	1,009,731
7650485	65000	Northeastern State University	2.5215	1	754,724
7650490	65000	Northern Oklahoma College	2.5215	1	2,163,430
7650505	65000	Northwestern Oklahoma State University	2.5215	1	683,692
7650530	65000	Panhandle State University	2.5215	1	172,622
7650660	65000	Southeastern Oklahoma State University	2.5215	1	248,124
7650665	65000	Southwestern Oklahoma State University	2.5215	1	1,063,090
7650760	65000	University of Oklahoma	2.5215	1	1,599,937
7700040	70000	Department of Agriculture	2.5215	1	11,372,132
7700041	70000	Western Oklahoma State College	2.5215	1	747,940
7700131	79901	Department of Corrections	2.5215	1	29,095,742
7700240	70000	Eastern Oklahoma State College	2.5215	1	1,076,517.19
7700461	70000	Rogers State College	2.5215	1	10,242,992
7700490	70000	Northern Oklahoma College	2.5215	1	6,537,051
7700606	70000	Ardmore Higher Education Center	2.5215	1	0

Interest rate is net of 1.25 bp management fee



Office of the State Treasurer  
Assets Under Management  
July 31, 2023

Account	Class Funding	Agency	Interest Rate	Days to Maturity	Market Value
7700633	70000	Oklahoma City Community College	2.5215	1	11,897,886
7700660	70000	Southeastern Oklahoma State University	2.5215	1	4,538,900
7700760	70000	University of Oklahoma	2.5215	1	114,466,508
7700830	70000	Department of Human Services	2.5215	1	1,336,171
7701010	70100	Oklahoma State University	2.5215	1	19,973,468
7701150	70100	University of Science & Arts	2.5215	1	1,893,081
7701165	70100	Connors State College	2.5215	1	1,210,407
7701400	70100	Office of Juvenile Affairs	2.5215	1	11,180
7701480	70100	Northeasten Oklahoma A&M College	2.5215	1	376,668
7701530	70100	Panhandle State University	2.5215	1	165,577
7701605	70100	Regents for Higher Education	2.5215	1	34,224,128
7701650	70100	Department of Veteran Affairs	2.5215	1	545,190
7701770	70100	OUHSC	2.5215	1	430,646,104
7701805	70100	Department of Rehabilitation Services	2.5215	1	182,591
7701865	70100	OK Workers' Comp Commission	2.5215	1	5,248,762
7702120	70200	University of Central Oklahoma	2.5215	1	16,000,673
7702650	70200	Department of Veteran Affairs	2.5215	1	586,580
7703650	70300	Department of Veteran Affairs	2.5215	1	503,622
7704120	70400	University of Central Oklahoma	2.5215	1	1,604,840
7704650	70400	Department of Veteran Affairs	2.5215	1	921,318
7704865	70400	OK Workers' Comp Commission	2.5215	1	46,831
7705505	70500	Northwestern Oklahoma State University	2.5215	1	2,391,338
7705650	70500	Department of Veteran Affairs	2.5215	1	1,223,070
7705675	70500	Self Insurance Guaranty Fund	2.5215	1	2,307,783
7705865	70500	OK Workers' Comp Commission	2.5215	1	44,277
7706452	70600	Community Mental Health Center Rep Payee Account	2.5215	1	8,700
7706650	70600	Department of Veteran Affairs	2.5215	1	89,597
7706750	70600	Tulsa Community College	2.5215	1	4,732,315
7706865	70600	OK Workers' Comp Commission	2.5215	1	181,859
7707452	70700	Central Oklahoma CMHC Rep Payee Account	2.5215	1	64,318
7707585	70700	Department of Public Safety	2.5215	1	9,156,116
7707605	70700	Regents for Higher Education	2.5215	1	59,537,170
7707650	70700	Department of Veteran Affairs	2.5215	1	371,801
7707865	70700	OK Workers' Comp Commission	2.5215	1	250,407
7708108	70800	Carl Albert State College	2.5215	1	6,332,075
7708605	70800	Regents for Higher Education	2.5215	1	230,172
7709605	70900	Regents for Higher Education	2.5215	1	5,538,125
7710350	71000	Oklahoma Historical Society	2.5215	1	1,337,094
7710452	71000	Oklahoma Department of Mental Health	2.5215	1	1,557,589
7710605	71000	Regents for Higher Education	2.5215	1	5,213,910
7711185	8740G	Corporation Commission	2.5215	1	65,272,138
7711420	71100	Langston University	2.5215	1	327,808
7711452	71100	Griffin Memorial Hospital Rep Payee	2.5215	1	16,552

Interest rate is net of 1.25 bp management fee



Office of the State Treasurer  
Assets Under Management  
July 31, 2023

Account	Class Funding	Agency	Interest Rate	Days to Maturity	Market Value
7711605	71100	Regents for Higher Education	2.5215	1	778,849
7712605	71200	Regents for Higher Education	2.5215	1	128,839
7713605	71300	Regents for Higher Education	2.5215	1	21,533,424
7714605	71400	Regents for Higher Education	2.5215	1	16,006,038
7715605	71500	Regents for Higher Education	2.5215	1	1,853,320
7718605	71800	Regents for Higher Education	2.5215	1	15,289,869
7719605	71900	Regents for Higher Education	2.5215	1	40,811
7723623	72300	Seminole State College	2.5215	1	526,781
7725100	72500	Cameron University	2.5215	1	2,790,185
7730230	73000	East Central University	2.5215	1	4,157,914
7730830	73000	Department of Human Services	2.5215	1	267,497
7740605	74000	Regents for Higher Education	2.5215	1	3,902,766
7741241	74100	Redlands Community College	2.5215	1	2,189,860
7745605	74500	Regents for Higher Education	2.5215	1	875,888
7747470	74700	Murray State College	2.5215	1	5,274,844
7750350	75000	Oklahoma Historical Society	2.5215	1	272,650
7750531	75000	Rose State College	2.5215	1	16,888,522
7751485	75100	Northeastern State University	2.5215	1	16,467,663
7752485	75200	Northeastern State University	2.5215	1	3,044,093
7765665	76500	Southwestern Oklahoma State University	2.5215	1	7,711,168
7790041	79000	Western Oklahoma State College	2.5215	1	15,520
7790470	79000	Murray State College	2.5215	1	1
7790490	79000	Northern Oklahoma College	2.5215	1	1,484
7805370	80500	OIFA	2.5215	1	111
7847740	84700	OSF Building Project Fund	2.5215	1	7,898
7851740	85100	OCIA	2.5215	1	13,635,084
7853740	85300	Oklahoma 2010b GO Sinking Fund	2.5215	1	16,897
7854740	85400	OCIA Endowed Chair Fund 2010	2.5215	1	9,626,438
7862740	86200	OCIA 2013	2.5215	1	1,414,409
7910467	91000	OSF Escrow Fund	2.5215	1	188,896
7920605	92000	Regents for Higher Education	2.5215	1	28,839,140
<b>State Agency, Investable Base</b>					3,634,131,637
<b>State of Oklahoma, Investable Base</b>					12,072,680,410
<b>Assets Under Management</b>					15,706,812,047