

Treasurer Todd Russ



OKLAHOMA
State Treasurer

TREASURER'S INVESTMENTS

January 2024

Treasurer's Mission Statement

The mission of the Office of the State Treasurer is to serve the people of Oklahoma by providing sound banking and investment services, reuniting individuals and businesses with their unclaimed property, and promoting economic opportunities in a fiscally responsible and efficient manner while adhering to the highest professional and ethical standards.



OKLAHOMA State Treasurer Todd Russ



Investment Report January 2024

The Office of the State Treasurer is pleased to issue the monthly investment performance report, as an important part of my office and commitment to disclose our economic environment and portfolio results.

PORTFOLIO PERFORMANCE, DIVERSIFICATION AND STRATEGY

January portfolio yielded **3.12%** with a weighted average maturity of 1,002 days.

Total portfolio market value of **\$16.2 billion**, up \$1.7 billion in comparison to January 2023.

Total portfolio contained **68% in U.S. Treasurys, approximately 7% in U.S. government agencies, 16% in mortgage-backed securities, 8% in money market mutual funds, 0.3% in certificates of deposit, and 0.6% in state bond issues and foreign bonds**, comprising the balance of funds invested.

PORTFOLIO	UTILIZATION	INVESTMENT OPPORTUNITES	DIVERSIFICATION
Seek safety, liquidity and return on investment, in that order	Laddered bond maturities and buy-and-hold	Market observation, maximizing income within investment parameters and rising interest rates	Sound strategy keeping with the state's statutory investment objectives

TOTAL FUNDS INVESTED Available market value investment funds, including State Treasurer investments at **\$12,587,938,228**. State Agency balances in OK Invest of **\$3,654,967,354**, for a total of **\$16,242,905,582**.

MARKET CONDITIONS The 10-year treasury closed the month of January up 3.3 basis points to 3.91%. January saw the 10-year rate break the key 4% figure prior to the Federal Reserve's January 31 meeting. The 2-year rate ended the month down 4.2 basis points to 4.21%, whereas the 30-year jumped 13.9 basis points to 4.17%.

	S&P	Dow	Nasdaq
For the month	1.6%	1.2%	1.0%

The three major indexes began the year in the green, but only with modest gains. The S&P 500, Nasdaq, and Dow closed with earnings of 1.6%, 1.0%, and 1.2%, respectively. January was off to a much more optimistic start prior to the Federal Reserve's meeting. Despite recent woes, the US economy is still following a theme of resilience, with the S&P once again reaching record highs.

According to The Associated Press, "Wall Street fell to its worst loss since September after Big Tech stocks got burned by the downside of high expectations and the Federal Reserve indicated cuts to interest rates likely aren't imminent."

The Federal Reserve left interest rates unchanged while the federal funds rate sits at a 22-year high of 5.25%- 5.5%. Federal Reserve Chair Jerome Powell noted that it is not appropriate to reduce the target range until more data confirms a downward trend in the rate of inflation towards the target of 2%. Powell acknowledged positive inflation progress but warned that cutting rates too soon could be highly consequential.

According to Bloomberg, "The Federal Reserve held interest rates steady for a fourth straight meeting and signaled an openness to cutting them, though Fed Chair Jerome Powell threw cold water on investors' hopes that reductions would begin in March."

ECONOMIC DEVELOPMENTS The unemployment rate for December held at 3.7% in contrast to market forecasts of 3.8%. The nonfarm payroll increased by 216,000, which compares to a downwardly revised 173,000 for November. Nonfarm payroll also exceeded forecasts, which estimated an increase of 170,000.

CNBC said, "The hiring boost came from a gain of 52,000 in government jobs and another 38,000 in health care related fields such as ambulatory health-care services and hospitals."

The consumer price index (CPI) increased 0.3% in December and 3.4% over the last 12 months. Core CPI (all items less energy and food) increased 0.3% and 3.9% annualized. Most of the increase can be attributed to shelter costs, which rose 6.2% on an annual basis. According to CNBC, "Fed officials largely expect shelter costs to decline through the year as renewed leases reflect lower rents." Food was up 0.2%, the same as the prior month. Energy rose 0.4% compared to a 2.3% decrease in November. The producer price index (PPI) unexpectedly fell 0.1% for December and ended the year up 1%. Core PPI increased by 0.2%, level with November's rise.

According to Reuters, "Data for November was revised to show the PPI falling 0.1% instead of being unchanged as previously reported. The PPI has now declined for three consecutive months."

Retail sales continued to show strength climbing 0.6% in December, which was the largest increase in 3 months. Core retail sales, which exclude autos, gas, building materials and food services, gained 0.8% being the most since July.

National Retail Federation said, "holiday sales rose 3.8% for the November and December period compared to the same year-ago period. That was in line with its forecast for 3% to 4% growth. It also surpasses the average annual holiday increase of 3.6% from 2010 to 2019 before the pandemic created outsized spending."

Existing-home sales, which are comprised of completed transactions that include single-family homes, townhomes, condominiums, and co-ops, fell 1% to a seasonally adjusted annual rate of 3.78 million in December. In comparison to December 2022 sales declined 6.2%. In 2023 existing-home sales were at 4.09 million, reflecting a 30-year low. On the flip side, the median price reached a record high of \$389,800.

The National Association of Realtors reported, "Total housing inventory registered at the end of December was 1 million units, down 11.5% from November but 4.2% from one year ago."

The fourth quarter real gross domestic product (GDP) increased at an annual rate of 3.3%. This reflected a decrease from the previous quarter which gained 4.9%. On an annualized basis, GDP grew at 3.1%. The fourth quarter gains were attributed to household and government spending.

The Wall Street Journal said, on an annual basis the growth was "supported by a jump in government spending, especially at the state and local level, and a boost from international trade. Business investment rose at a somewhat slower pace in 2023 versus the prior year."

COLLATERALIZATION All funds under the control of this office requiring collateralization were secured at rates ranging from 100% to 110%, depending on the type of investment.

PAYMENTS, FEES, AND COMMISSIONS Securities were purchased or sold utilizing competitive bidding. Bank fees and money market mutual fund operating expenses are detailed in the attached pages, as is the earnings split between the State Treasurer and the master custodian bank on securities lending income.

Best regards,



TODD RUSS
STATE TREASURER

CC:

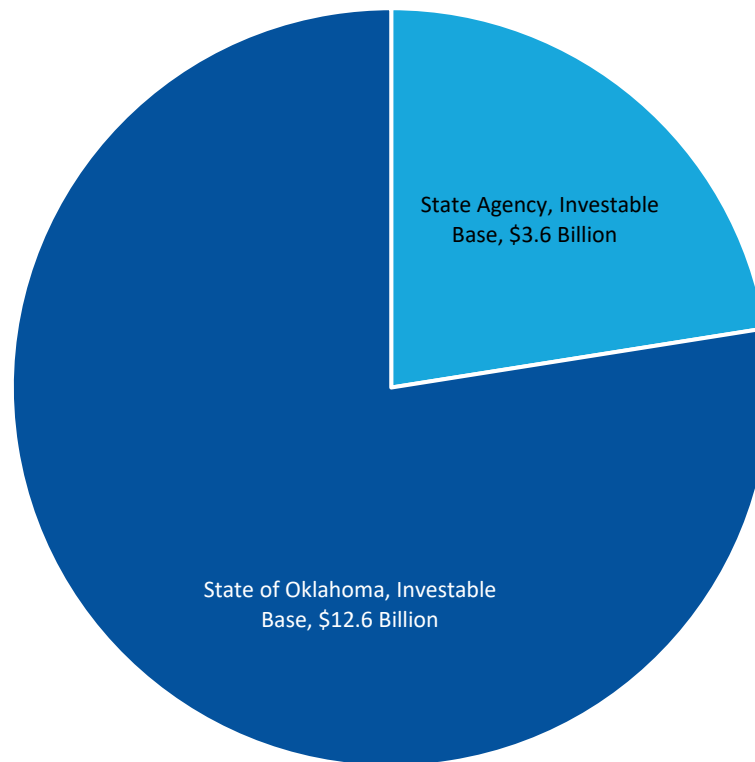
The Honorable *Kevin Stitt*, Governor
The Honorable *Charles McCall*, Speaker of the House
The Honorable *Greg Treat*, President Pro Tempore
The Honorable *Gentner Drummond*, Attorney General
The Honorable *Cindy Byrd*, State Auditor and Inspector



OKLAHOMA
State Treasurer

Office of the State Treasurer
Distribution of Assets Under Management
January 31, 2024

\$16.2 Billion





Office of the State Treasurer
 Portfolio Composition
 January 31, 2024

Asset Category	Face Amount/ Shares	Market Value	Book Value	% of Portfolio	YTM @ Cost	Weighted Average Maturity
Certificate of Deposit	41,124,000	41,124,000	41,124,000	0.3	5.54%	62
Foreign Bonds	62,500,000	62,242,019	62,500,000	0.4	4.15%	606
Money Market - Mutual Funds	1,283,613,057	1,283,613,057	1,283,613,057	7.7	5.22%	1
State Bond Issues	30,000,000	30,000,000	30,000,000	0.2	5.77%	975
US Agency - MBS	2,726,441,605	2,461,951,667	2,749,116,673	16.5	1.88%	2,260
US Agency Bonds	1,136,425,000	1,107,883,569	1,134,250,085	6.8	1.72%	348
US Treasury Bonds / Notes	11,675,000,000	11,256,091,270	11,340,200,879	68.1	3.30%	882
Total / Average	16,955,103,662	16,242,905,582	16,640,804,694	100.0	3.12%	1,002

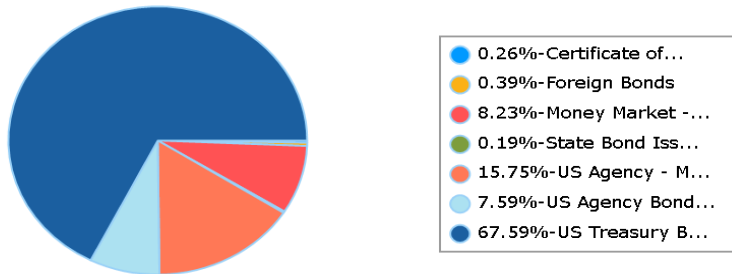


Office of the State Treasurer
 Distribution by Asset Category - Market Value
 Report Group: Monthly Investment Report

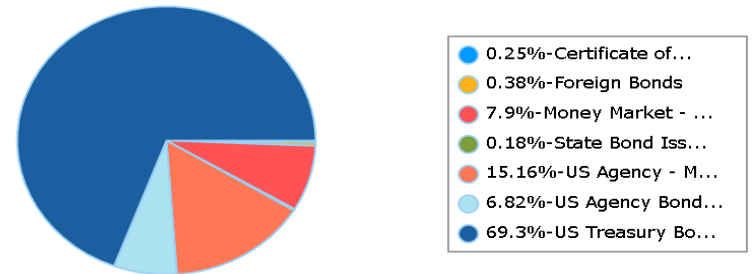
Begin Date: 12/31/2023, End Date: 1/31/2024

Asset Category	Market Value 12/31/2023	% of Portfolio 12/31/2023	Market Value 1/31/2024	% of Portfolio 1/31/2024
Certificate of Deposit	41,124,000	0.3	41,124,000	0.3
Foreign Bonds	62,152,582	0.4	62,242,019	0.4
Money Market - Mutual Funds	1,306,950,604	8.2	1,283,613,057	7.9
State Bond Issues	30,000,000	0.2	30,000,000	0.2
US Agency - MBS	2,500,220,570	15.7	2,461,951,667	15.1
US Agency Bonds	1,205,252,182	7.6	1,107,883,569	6.8
US Treasury Bonds / Notes	10,731,620,532	67.6	11,256,091,270	69.3
Total / Average	15,877,320,470	100.0	16,242,905,582	100.0

Portfolio Holdings as of 12/31/2023



Portfolio Holdings as of 1/31/2024





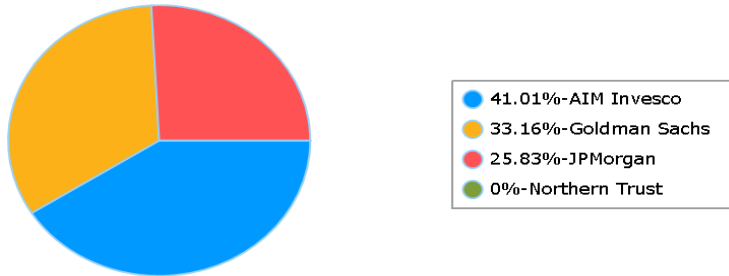
Office of the State Treasurer
 Distribution by Issuer - Market Value
 Report Group: Money Market*

Begin Date: 12/31/2023, End Date: 1/31/2024

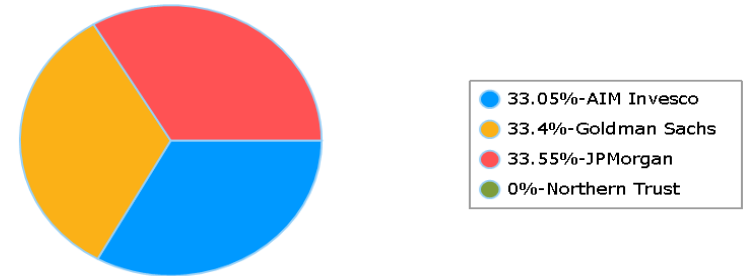
Issuer Allocation

Issuer	Market Value 12/31/2023	% of Portfolio 12/31/2023	Market Value 1/31/2024	% of Portfolio 1/31/2024
AIM Invesco	535,942,356	41.0	424,245,976	33.1
Goldman Sachs	433,368,919	33.2	428,722,834	33.4
JPMorgan	337,620,191	25.8	430,623,160	33.5
Northern Trust	19,139	0.00	21,087	0.00
Total / Average	1,306,950,604	100.0	1,283,613,057	100.0

Portfolio Holdings as of 12/31/2023



Portfolio Holdings as of 1/31/2024



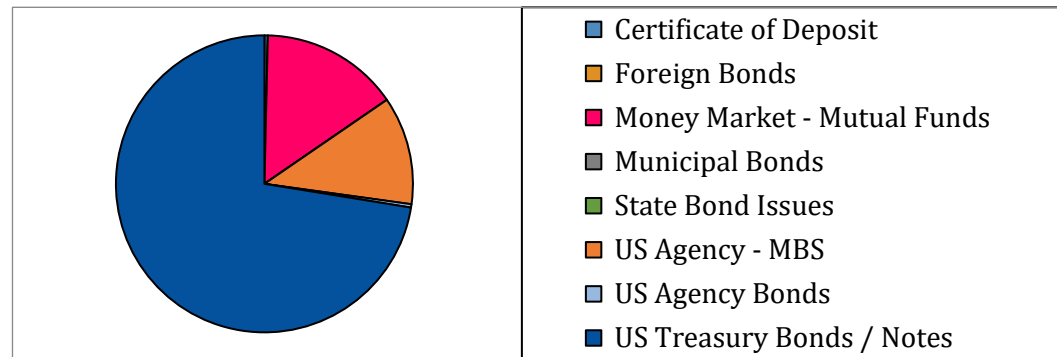
*Money market balances exclude funds from the American Rescue Plan Act (ARPA).



Office of the State Treasurer
 Earnings by Asset Category
 January 31, 2024

Asset Category	YTM @ Cost	Interest Earned Net of Amortization/ Accretion	Realized Gain/Loss	Total Earnings
Certificate of Deposit	5.54%	142,838	-	142,838
Foreign Bonds	4.15%	-	-	-
Money Market - Mutual Funds	5.22%	5,813,084	-	5,813,084
State Bond Issues	5.77%	-	-	-
US Agency - MBS	1.86%	4,760,119	(217,843)	4,542,276
US Agency Bonds	1.68%	(140,873)	-	(140,873)
US Treasury Bonds / Notes	3.29%	27,965,448	-	27,965,448
Link Deposit (not active)		-		-
Total or Average	3.12%	38,540,616	(217,843)	38,322,773

Total Earnings as of 1/31/2024





Office of the State Treasurer
Investment Activity
January 31, 2024

Description	CUSIP	Broker/ Dealer	Trade Date	Settlement Date	YTM @ Cost	Par	Principal	Price	Interest	Total
Buy										
T-Note 1 7/31/2028	91282CCR0	BNY Mellon Capital Markets	1/30/2024	1/31/2024	4.035	25,000,000	21,906,250	87.625	0	21,906,250
T-Note 1 7/31/2028	91282CCR0	Hilltop	1/26/2024	1/29/2024	4.078	25,000,000	21,861,328	87.445	123,641	21,984,969
T-Note 1 7/31/2028	91282CCR0	UMB Bank	1/25/2024	1/26/2024	4.057	25,000,000	21,876,953	87.508	121,603	21,998,556
T-Note 1 7/31/2028	91282CCR0	Morgan Stanley	1/24/2024	1/25/2024	4.057	25,000,000	21,875,000	87.500	120,924	21,995,924
T-Note 1 7/31/2028	91282CCR0	Jefferies & Co	1/23/2024	1/24/2024	4.066	25,000,000	21,864,258	87.457	120,245	21,984,502
T-Note 1 7/31/2028	91282CCR0	Mizuho Securities	1/22/2024	1/23/2024	4.032	25,000,000	21,895,508	87.582	119,565	22,015,073
T-Note 1 7/31/2028	91282CCR0	RBC	1/19/2024	1/22/2024	4.112	25,000,000	21,817,383	87.270	118,886	21,936,269
T-Note 1.25 6/30/2028	91282CCH2	Jefferies & Co	1/24/2024	1/25/2024	4.059	25,000,000	22,177,734	88.711	21,463	22,199,197
T-Note 1.25 6/30/2028	91282CCH2	Stifel Nicolaus	1/23/2024	1/24/2024	4.072	25,000,000	22,164,063	88.656	20,604	22,184,667
T-Note 1.25 6/30/2028	91282CCH2	TD Securities	1/22/2024	1/23/2024	4.031	25,000,000	22,201,172	88.805	19,746	22,220,918
T-Note 1.25 6/30/2028	91282CCH2	BNY Mellon Capital Markets	1/19/2024	1/22/2024	4.110	25,000,000	22,125,000	88.500	18,887	22,143,887
T-Note 1.25 9/30/2028	91282CCY5	Barclays Capital Inc	1/25/2024	1/26/2024	4.051	25,000,000	22,042,969	88.172	100,751	22,143,720
T-Note 2.875 8/15/2028	9128284V9	RBC	1/26/2024	1/29/2024	4.072	25,000,000	23,769,531	95.078	326,172	24,095,703
T-Note 2.875 8/15/2028	9128284V9	Hilltop	1/25/2024	1/26/2024	4.055	25,000,000	23,784,180	95.137	320,313	24,104,492
T-Note 2.875 8/15/2028	9128284V9	Hilltop	1/24/2024	1/25/2024	4.052	25,000,000	23,786,133	95.145	318,359	24,104,492
T-Note 2.875 8/15/2028	9128284V9	Morgan Stanley	1/23/2024	1/24/2024	4.067	25,000,000	23,770,508	95.082	316,406	24,086,914
T-Note 3.5 4/30/2028	91282CHA2	BNY Mellon Capital Markets	1/18/2024	1/19/2024	4.043	25,000,000	24,470,703	97.883	192,308	24,663,011
T-Note 3.625 3/31/2028	91282CGT2	Morgan Stanley	1/18/2024	1/19/2024	4.043	25,000,000	24,599,609	98.398	274,846	24,874,456
T-Note 3.625 5/31/2028	91282CHE4	TD Securities	1/24/2024	1/25/2024	4.049	25,000,000	24,580,078	98.320	138,661	24,718,739
T-Note 3.625 5/31/2028	91282CHE4	UMB Bank	1/23/2024	1/24/2024	4.069	25,000,000	24,560,547	98.242	136,185	24,696,732
T-Note 3.625 5/31/2028	91282CHE4	Cantor Fitzgerald	1/22/2024	1/23/2024	4.034	25,000,000	24,594,727	98.379	133,709	24,728,436
T-Note 3.625 5/31/2028	91282CHE4	Cantor Fitzgerald	1/19/2024	1/22/2024	4.098	25,000,000	24,532,227	98.129	131,233	24,663,459
T-Note 3.625 5/31/2028	91282CHE4	Jefferies & Co	1/18/2024	1/19/2024	4.033	25,000,000	24,594,727	98.379	123,805	24,718,531
T-Note 4 6/30/2028	91282CHK0	Morgan Stanley	1/30/2024	1/31/2024	4.037	25,000,000	24,961,914	99.848	85,165	25,047,079
T-Note 4 6/30/2028	91282CHK0	Cantor Fitzgerald	1/26/2024	1/29/2024	4.070	25,000,000	24,928,711	99.715	79,670	25,008,381
T-Note 4 6/30/2028	91282CHK0	Mizuho Securities	1/25/2024	1/26/2024	4.044	25,000,000	24,955,078	99.820	71,429	25,026,507
						650,000,000	605,696,289		3,554,577	609,250,866
Matured										
FFCB 0.23 1/19/2024	3133EMNG3	Wells Fargo	1/19/2024	1/19/2024	0.000	25,000,000	25,000,000	0	0	25,000,000
FFCB 0.23 1/19/2024	3133EMNG3	Morgan Stanley	1/19/2024	1/19/2024	0.000	25,000,000	25,000,000	0	0	25,000,000
FFCB 0.23 1/19/2024	3133EMNG3	Wells Fargo	1/19/2024	1/19/2024	0.000	25,000,000	25,000,000	0	0	25,000,000
FFCB 0.23 1/19/2024	3133EMNG3	Wells Fargo	1/19/2024	1/19/2024	0.000	25,000,000	25,000,000	0	0	25,000,000
T-Note 0.125 1/15/2024	91282CBE0	TD Securities	1/15/2024	1/15/2024	0.000	25,000,000	25,000,000	0	0	25,000,000
T-Note 0.125 1/15/2024	91282CBE0	Hilltop	1/15/2024	1/15/2024	0.000	25,000,000	25,000,000	0	0	25,000,000
T-Note 0.125 1/15/2024	91282CBE0	Hilltop	1/15/2024	1/15/2024	0.000	25,000,000	25,000,000	0	0	25,000,000
T-Note 2.5 1/31/2024	9128285Z9	Bank of Oklahoma	1/31/2024	1/31/2024	0.000	25,000,000	25,000,000	0	0	25,000,000
						200,000,000	200,000,000		0	200,000,000
					Net Change in Investments	450,000,000	405,696,289		3,554,577	409,250,866



Office of the State Treasurer
 Transactions by Security Type
 January 31, 2024

Description	CUSIP	Action	Settlement Date	Maturity Date	YTM @ Cost	Par	Principal	Price	Interest	Total
US Treasury Bonds and Notes										
T-Note 1 7/31/2028	91282CCR0	Buy	1/31/2024	7/31/2028	4.035	25,000,000	21,906,250	87.625	0	21,906,250
T-Note 1 7/31/2028	91282CCR0	Buy	1/29/2024	7/31/2028	4.078	25,000,000	21,861,328	87.445	123,641	21,984,969
T-Note 1 7/31/2028	91282CCR0	Buy	1/26/2024	7/31/2028	4.057	25,000,000	21,876,953	87.508	121,603	21,998,556
T-Note 1 7/31/2028	91282CCR0	Buy	1/25/2024	7/31/2028	4.057	25,000,000	21,875,000	87.500	120,924	21,995,924
T-Note 1 7/31/2028	91282CCR0	Buy	1/24/2024	7/31/2028	4.066	25,000,000	21,864,258	87.457	120,245	21,984,502
T-Note 1 7/31/2028	91282CCR0	Buy	1/23/2024	7/31/2028	4.032	25,000,000	21,895,508	87.582	119,565	22,015,073
T-Note 1 7/31/2028	91282CCR0	Buy	1/22/2024	7/31/2028	4.112	25,000,000	21,817,383	87.270	118,886	21,936,269
T-Note 1.25 6/30/2028	91282CCH2	Buy	1/25/2024	6/30/2028	4.059	25,000,000	22,177,734	88.711	21,463	22,199,197
T-Note 1.25 6/30/2028	91282CCH2	Buy	1/24/2024	6/30/2028	4.072	25,000,000	22,164,063	88.656	20,604	22,184,667
T-Note 1.25 6/30/2028	91282CCH2	Buy	1/23/2024	6/30/2028	4.031	25,000,000	22,201,172	88.805	19,746	22,220,918
T-Note 1.25 6/30/2028	91282CCH2	Buy	1/22/2024	6/30/2028	4.110	25,000,000	22,125,000	88.500	18,887	22,143,887
T-Note 1.25 9/30/2028	91282CCY5	Buy	1/26/2024	9/30/2028	4.051	25,000,000	22,042,969	88.172	100,751	22,143,720
T-Note 2.875 8/15/2028	9128284V9	Buy	1/29/2024	8/15/2028	4.072	25,000,000	23,769,531	95.078	326,172	24,095,703
T-Note 2.875 8/15/2028	9128284V9	Buy	1/26/2024	8/15/2028	4.055	25,000,000	23,784,180	95.137	320,313	24,104,492
T-Note 2.875 8/15/2028	9128284V9	Buy	1/25/2024	8/15/2028	4.052	25,000,000	23,786,133	95.145	318,359	24,104,492
T-Note 2.875 8/15/2028	9128284V9	Buy	1/24/2024	8/15/2028	4.067	25,000,000	23,770,508	95.082	316,406	24,086,914
T-Note 3.5 4/30/2028	91282CHA2	Buy	1/19/2024	4/30/2028	4.043	25,000,000	24,470,703	97.883	192,308	24,663,011
T-Note 3.625 3/31/2028	91282CGT2	Buy	1/19/2024	3/31/2028	4.043	25,000,000	24,599,609	98.398	274,846	24,874,456
T-Note 3.625 5/31/2028	91282CHE4	Buy	1/25/2024	5/31/2028	4.049	25,000,000	24,580,078	98.320	138,661	24,718,739
T-Note 3.625 5/31/2028	91282CHE4	Buy	1/24/2024	5/31/2028	4.069	25,000,000	24,560,547	98.242	136,185	24,696,732
T-Note 3.625 5/31/2028	91282CHE4	Buy	1/23/2024	5/31/2028	4.034	25,000,000	24,594,727	98.379	133,709	24,728,436
T-Note 3.625 5/31/2028	91282CHE4	Buy	1/22/2024	5/31/2028	4.098	25,000,000	24,532,227	98.129	131,233	24,663,459
T-Note 3.625 5/31/2028	91282CHE4	Buy	1/19/2024	5/31/2028	4.033	25,000,000	24,594,727	98.379	123,805	24,718,531
T-Note 4 6/30/2028	91282CHK0	Buy	1/31/2024	6/30/2028	4.037	25,000,000	24,961,914	99.848	85,165	25,047,079
T-Note 4 6/30/2028	91282CHK0	Buy	1/29/2024	6/30/2028	4.070	25,000,000	24,928,711	99.715	79,670	25,008,381
T-Note 4 6/30/2028	91282CHK0	Buy	1/26/2024	6/30/2028	4.044	25,000,000	24,955,078	99.820	71,429	25,026,507
						650,000,000	605,696,289	3,554,577		609,250,866
						Certificates of Deposits		5,750,000		
						Total		611,446,289		



Office of the State Treasurer
 Transactions by Broker
 January 31, 2024

Description	CUSIP	Action	Asset Category	Settlement Date	Maturity Date	YTM @ Cost	Par	Principal	Price	Interest	Total
Barclays Capital Inc											
T-Note 1.25 9/30/2028	91282CCY5	Buy	US Treasury Bonds / Notes	1/26/2024	9/30/2028	4.051	25,000,000	22,042,969	88.172	100,751	22,143,720.12
							25,000,000	22,042,969		100,751	22,143,720.12
BNY Mellon Capital Markets											
T-Note 1 7/31/2028	91282CCR0	Buy	US Treasury Bonds / Notes	1/31/2024	7/31/2028	4.035	25,000,000	21,906,250	87.625	0	21,906,250.00
T-Note 1.25 6/30/2028	91282CCH2	Buy	US Treasury Bonds / Notes	1/22/2024	6/30/2028	4.110	25,000,000	22,125,000	88.500	18,887	22,143,887.36
T-Note 3.5 4/30/2028	91282CHA2	Buy	US Treasury Bonds / Notes	1/19/2024	4/30/2028	4.043	25,000,000	24,470,703	97.883	192,308	24,663,010.82
							75,000,000	68,501,953		211,195	68,713,148.18
Cantor Fitzgerald											
T-Note 3.625 5/31/2028	91282CHE4	Buy	US Treasury Bonds / Notes	1/23/2024	5/31/2028	4.034	25,000,000	24,594,727	98.379	133,709	24,728,435.58
T-Note 3.625 5/31/2028	91282CHE4	Buy	US Treasury Bonds / Notes	1/22/2024	5/31/2028	4.098	25,000,000	24,532,227	98.129	131,233	24,663,459.48
T-Note 4 6/30/2028	91282CHK0	Buy	US Treasury Bonds / Notes	1/29/2024	6/30/2028	4.070	25,000,000	24,928,711	99.715	79,670	25,008,381.27
							75,000,000	74,055,664		344,612	74,400,276.33
Hilltop											
T-Note 1 7/31/2028	91282CCR0	Buy	US Treasury Bonds / Notes	1/29/2024	7/31/2028	4.078	25,000,000	21,861,328	87.445	123,641	21,984,969.43
T-Note 2.875 8/15/2028	9128284V9	Buy	US Treasury Bonds / Notes	1/26/2024	8/15/2028	4.055	25,000,000	23,784,180	95.137	320,313	24,104,492.19
T-Note 2.875 8/15/2028	9128284V9	Buy	US Treasury Bonds / Notes	1/25/2024	8/15/2028	4.052	25,000,000	23,786,133	95.145	318,359	24,104,492.19
							75,000,000	69,431,641		762,313	70,193,953.81
Jefferies & Co											
T-Note 1 7/31/2028	91282CCR0	Buy	US Treasury Bonds / Notes	1/24/2024	7/31/2028	4.066	25,000,000	21,864,258	87.457	120,245	21,984,502.38
T-Note 1.25 6/30/2028	91282CCH2	Buy	US Treasury Bonds / Notes	1/25/2024	6/30/2028	4.059	25,000,000	22,177,734	88.711	21,463	22,199,197.29
T-Note 3.625 5/31/2028	91282CHE4	Buy	US Treasury Bonds / Notes	1/19/2024	5/31/2028	4.033	25,000,000	24,594,727	98.379	123,805	24,718,531.20
							75,000,000	68,636,719		265,512	68,902,230.87
Mizuho Securities											
T-Note 1 7/31/2028	91282CCR0	Buy	US Treasury Bonds / Notes	1/23/2024	7/31/2028	4.032	25,000,000	21,895,508	87.582	119,565	22,015,073.03
T-Note 4 6/30/2028	91282CHK0	Buy	US Treasury Bonds / Notes	1/26/2024	6/30/2028	4.044	25,000,000	24,955,078	99.820	71,429	25,026,506.70
							50,000,000	46,850,586		190,994	47,041,579.73
Morgan Stanley											
T-Note 1 7/31/2028	91282CCR0	Buy	US Treasury Bonds / Notes	1/25/2024	7/31/2028	4.057	25,000,000	21,875,000	87.500	120,924	21,995,923.91
T-Note 2.875 8/15/2028	9128284V9	Buy	US Treasury Bonds / Notes	1/24/2024	8/15/2028	4.067	25,000,000	23,770,508	95.082	316,406	24,086,914.06
T-Note 3.625 3/31/2028	91282CGT2	Buy	US Treasury Bonds / Notes	1/19/2024	3/31/2028	4.043	25,000,000	24,599,609	98.398	274,846	24,874,455.69
T-Note 4 6/30/2028	91282CHK0	Buy	US Treasury Bonds / Notes	1/31/2024	6/30/2028	4.037	25,000,000	24,961,914	99.848	85,165	25,047,078.90
							100,000,000	95,207,031		797,341	96,004,372.56
RBC											
T-Note 1 7/31/2028	91282CCR0	Buy	US Treasury Bonds / Notes	1/22/2024	7/31/2028	4.112	25,000,000	21,817,383	87.270	118,886	21,936,269
T-Note 2.875 8/15/2028	9128284V9	Buy	US Treasury Bonds / Notes	1/29/2024	8/15/2028	4.072	25,000,000	23,769,531	95.078	326,172	24,095,703.13
							50,000,000	45,586,914		445,058	46,031,971.81
Stifel Nicolaus											
T-Note 1.25 6/30/2028	91282CCH2	Buy	US Treasury Bonds / Notes	1/24/2024	6/30/2028	4.072	25,000,000	22,164,063	88.656	20,604	22,184,666.90
							25,000,000	22,164,063		20,604	22,184,666.90
TD Securities											
T-Note 1.25 6/30/2028	91282CCH2	Buy	US Treasury Bonds / Notes	1/23/2024	6/30/2028	4.031	25,000,000	22,201,172	88.805	19,746	22,220,917.76
T-Note 3.625 5/31/2028	91282CHE4	Buy	US Treasury Bonds / Notes	1/25/2024	5/31/2028	4.049	25,000,000	24,580,078	98.320	138,661	24,718,739.33
							50,000,000	46,781,250		158,407	46,939,657.09
UMB Bank											
T-Note 1 7/31/2028	91282CCR0	Buy	US Treasury Bonds / Notes	1/26/2024	7/31/2028	4.057	25,000,000	21,876,953	87.508	121,603	21,998,556.39
T-Note 3.625 5/31/2028	91282CHE4	Buy	US Treasury Bonds / Notes	1/24/2024	5/31/2028	4.069	25,000,000	24,560,547	98.242	136,185	24,696,731.99
							50,000,000	46,437,500		257,788	46,695,288.38
Total Securities							650,000,000	605,696,289		3,554,577	609,250,865.78



Office of the State Treasurer
 Comparison of Actual Earnings to Estimated Earnings
 January 31, 2024

Fiscal Year to Date

Asset Category	Revenues Actual	Revenues Estimate	Variance	Percent	Investable Base - Actual	Investable Base - Est.	Variance	Percent
Certificates of Deposit	1,004,845	875,000	129,845	14.84%	31,853,183	32,000,000	(146,817)	-0.46%
Foreign Bonds	0	583,333	-583,333	-100.00%	48,210,447	37,000,000	11,210,447	30.30%
Money Market Mutual Funds	28,923,334	29,166,667	-243,333	-0.83%	994,240,878	1,000,000,000	(5,759,122)	-0.58%
State of OK Bonds	827,500	583,333	244,167	41.86%	30,000,000	30,000,000	0	0.00%
US Agency - MBS	25,468,054	26,250,000	-781,946	-2.98%	1,906,939,925	2,000,000,000	(93,060,075)	-4.65%
US Agency Bonds	9,676,907	11,666,667	-1,989,760	-17.06%	858,127,086	1,500,000,000	(641,872,914)	-42.79%
US Treasury Bonds / Notes	137,342,748	125,708,333	11,634,414	9.26%	8,718,566,709	7,401,000,000	1,317,566,709	17.80%
Total or Average	203,243,388	194,833,333	8,410,055	4.32%	12,587,938,228	12,000,000,000	587,938,228	4.90%

The Treasurer had revised the estimated earnings to the Board of Equalization for Fiscal Year 2024. The amount estimated was \$334,000,000. Year-to-date actual earnings are recorded on a cash basis of accounting.



Office of the State Treasurer
Comparison of Actual Earnings to Estimated Earnings
January 31, 2024

The following page presents market rates of return on the Securities portion of the General Account and the State's aggregated State Agency Accounts. These figures, which are dollar-weighted and time-weighted where appropriate, are calculated using the percentage change in market value (inclusive of accrued income) from the end of the prior month to the end of the reporting month.

To ensure the integrity of data, this information is provided by the Treasurer's custodian bank acting in its capacity as an external third party. As such, performance measurement is presently confined to those investments which are held with the custodian bank Northern Trust Company.

Benchmark data is also provided on the following page.



Office of the State Treasurer
Performance Comparison
January 31, 2024

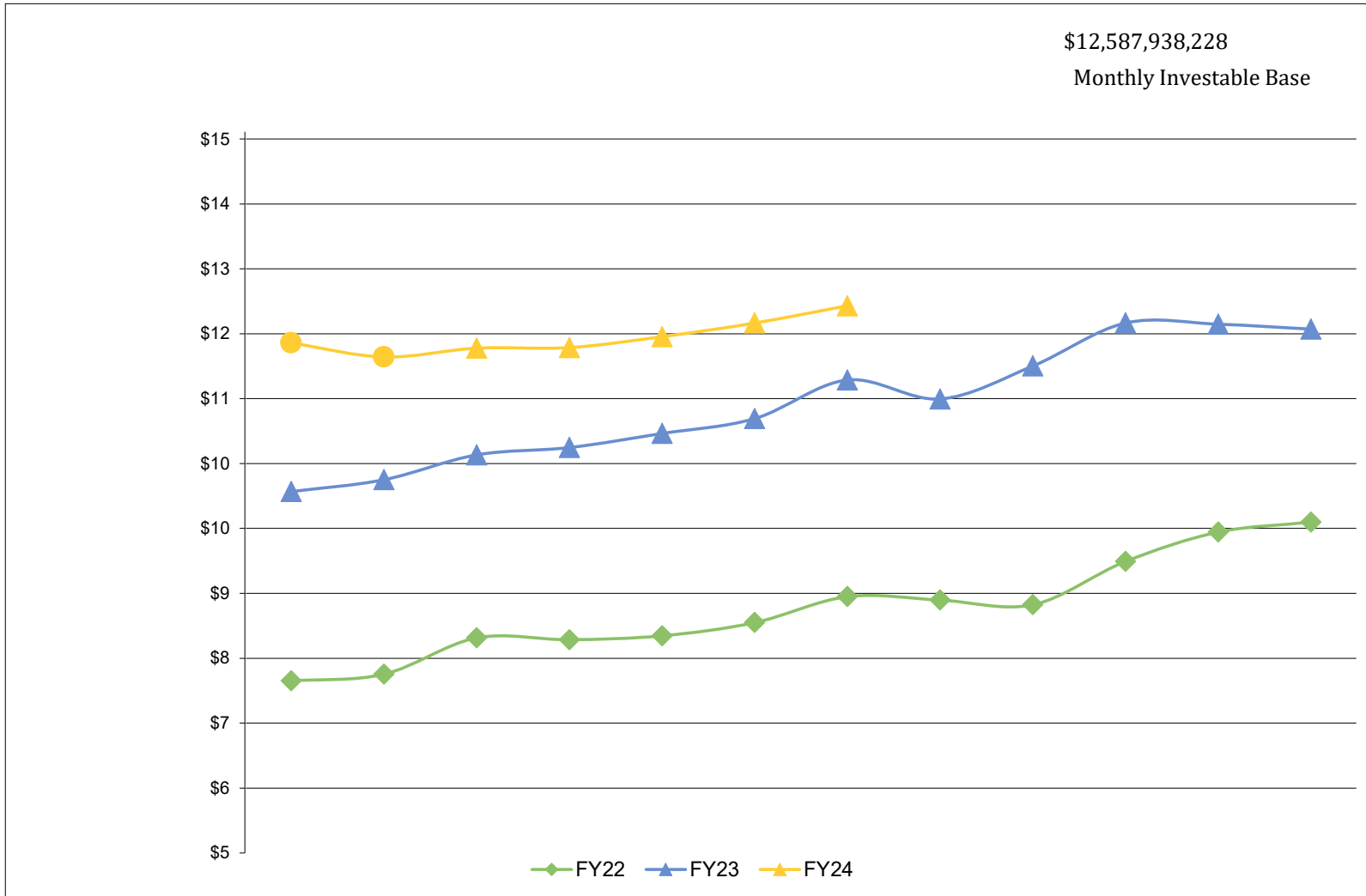
	Current Month	Fiscal Year-to-Date
Securities, General Revenue Account	0.30%	3.68%
Securities, Agency Directed Langston University	1.07%	11.09%
Benchmark Merrill Lynch, US 1 Year T-Bill	0.37%	3.52%

Analysis by Northern Trust Company

Represents dollar-weighted and time-weighted rates of return



Office of the State Treasurer
General Revenue Fund, 36 Month Investable Base (Billions)
January 31, 2024





Office of the State Treasurer
 Banking, Custody, and other Fees
 January 31, 2024

Depository Bank	Tax ID Number	City	State	Amount
Arvest Bank	73-1291209	Bartlesville	Oklahoma	198
BancFirst	73-1332918	OKC	Oklahoma	90
Central Service Bank	73-0783952	Enid	Oklahoma	60
Federal Reserve Bank	44-0545874	Kansas City	Kansas	1,340
First Bank & Trust	73-0541333	Broken Bow	Oklahoma	18
Intrust Bank	48-0477525	Wichita	Kansas	123
JP Morgan/Chase, Okla., NA	73-0777610	OKC	Oklahoma	31,778
The Bank N.A.	73-0344910	McAlester	Oklahoma	16
Total				33,623

Money Market Mutual Funds

The State Treasurer participates in the following money market mutual funds. The funds managers are compensated for certain operating expenses by deducting a fee from the gross interest earnings.

Fund Manager	Tax ID	Annualized fee	Amount
Invesco	76-0574220	0.180%	63,331
JPMorgan Securities	23-2694160	0.180%	66,865
Goldman Sachs	06-1287410	0.110%	39,124
BOSC Inc	73-1275307	0.070%	24,897

Note: Pursuant to Oklahoma State Statute Title 62, Section 89.7, all known fees are to be reported. The money market mutual fund fees reported are shown at the contracted rate.

Securities Lending Program

The State Treasurer participates in a securities lending program with Northern Trust Company acting as lending agent. Northern Trust retains 20% of the revenues generated as compensation for services, their share for the month was \$ 40,460. Pursuant to Oklahoma State Statute Title 62 Section 90, the State Treasurer retains the first \$450,000 of security lending revenue in a revolving fund. These funds are used to pay custody and other banking fees. Any revenue not needed for this purpose is deposited to the General Fund.

Northern Trust Custody Fees

Pursuant to custodial contract with Northern Trust Company, custody fees are paid quarterly. Fees paid to Northern Trust Company for the first two quarters total to 22,500.



OKLAHOMA
State Treasurer

AGENCY-DIRECTED INVESTMENTS

January 2024

Treasurer's Mission Statement

The mission of the Office of the State Treasurer is to serve the people of Oklahoma by providing sound banking and investment services, reuniting individuals and businesses with their unclaimed property, and promoting economic opportunities in a fiscally responsible and efficient manner while adhering to the highest professional and ethical standards.



Office of the State Treasurer
 Agency Directed Investments
 January 31, 2024

Issuer	Face Amount/Shares	Market Value	Book Value	% of Portfolio
ARPA Funding				
JPMorgan MM	1,207,161,887	1,207,161,887	1,207,161,887	0.86
US Agency Bonds	25,000,000	24,809,870	24,961,223	0.02
US Treasury	175,000,000	173,943,657	174,876,977	0.12
Total, ARPA Funding	1,407,161,887	1,405,915,414	1,407,000,087	1.00
Langston - Agency Directed				
Fundamental Investors Inc A	16,499	1,192,203	371,159	0.33
Investment Co of America A	16,849	859,952	371,249	0.33
Washington Mutual Fund A	17,404	1,005,112	371,269	0.34
Northern Trust - Agency Fund	2,545	2,545	2,545	0.00
Total / Average	53,297	3,059,812	1,116,222	1.00
Report Total	1,407,215,184	1,408,975,226	1,408,116,309	



Office of the State Treasurer
State Agency Directed by Broker
January 31, 2024

Broker

Tax ID

Purchases at Cost

Sales at Cost

No activity



Office of the State Treasurer
State Agency Directed by Security Type
January 31, 2024

Broker

Tax ID

Purchases at Cost

Sales at Cost

No activity



Office of the State Treasurer
 Assets Under Management
 January 31, 2024

Account	Class Funding	Agency	Interest Rate	Days to Maturity	Market Value
2109002	8090B	OMES- Risk Mgmt Revolving Fund ASA	3.0255	1	81,746,586
2118506	8185F	Corporation Commission	3.0255	1	26,751,206
2137001	8370A	OIFA	3.0255	1	8,612,192
2138503	8385C	Oklahoma Insurance Department	3.0255	1	2,835,892
2139101	8391A	Multiple Injury Trust Fund	3.0255	1	24,813,045
2141001	8410A	Commissioners of the Land Office	3.0255	1	104,492,156
2142001	8420A	Langston University	3.0255	1	5,564,767
2143500	79901	Oklahoma Lottery Commission	3.0255	1	17,734,307
2143501	8435A	Oklahoma Lottery Commission	3.0255	1	5,841,374
2147704	8477D	Oklahoma Bureau of Narcotics	3.0255	1	16,267,377
2151500	79901	OPERS	3.0255	1	75,867
2151501	8515A	OPERS	3.0255	1	321,809
2151502	8515B	OPERS	3.0255	1	46,211
2151503	8515C	OPERS	3.0255	1	90,163
2151504	8515D	OPERS	3.0255	1	2,190,441
2151505	8515E	OPERS	3.0255	1	43,656
2151506	8515F	OPERS	3.0255	1	26,229
2151507	8515G	OPERS	3.0255	1	96,086
2151508	8515H	OPERS	3.0255	1	32,543
2153001	8530A	Panhandle State University	3.0255	1	1,437,024
2155701	8557A	OK Police Pension	3.0255	1	19,935,765
2169502	8695B	Tax Commission	3.0255	1	503,162,790
2169505	8695E	Tax Commission	3.0255	1	13,074
2169520	8695T	Tax Commission	3.0255	1	995,218
2169521	8695U	Tax Commission	3.0255	1	120,293,883
2174007	8740G	State Treasurer	3.0255	1	1,039,486
2183006	8830F	DHS - CSED	3.0255	1	8,402,148
7200039	20000	Oklahoma Boll Weevil Eradication	3.0255	1	3,991,523
7200131	79901	Department of Corrections	3.0255	1	17,474,892
7200320	20000	Department of Wildlife	3.0255	1	5,643,688
7200359	20000	OERB	3.0255	1	19,121,247
7200370	20000	OIFA	3.0255	1	1,077,378
7200391	20000	Multiple Injury Trust Fund	3.0255	1	185,848
7200410	20000	Commissioners of the Land Office	3.0255	1	1,873,654
7200435	20000	Oklahoma Lottery Commission	3.0255	1	25,504,315
7200515	20000	OPERS	3.0255	1	138,693
7200557	20000	Oklahoma Police Pension	3.0255	1	97
7200588	20000	Real Estate Commission	3.0255	1	3,644,772
7200830	20000	Department of Human Services	3.0255	1	118,867
7201825	20100	University Hospitals Authority	3.0255	1	7,873,317
7205090	20500	OMES Risk Management Division/DSC	3.0255	1	79,046,654
7205131	79901	Department of Corrections	3.0255	1	741,732
7205204	20500	JM Davis Arms & Historical Museum	3.0255	1	20,512

Interest rate is net of 1.25 bp management fee



Office of the State Treasurer
 Assets Under Management
 January 31, 2024

Account	Class Funding	Agency	Interest Rate	Days to Maturity	Market Value
7205320	20500	Department of Wildlife	3.0255	1	1,353,528
7205359	20500	Sustaining OK Energy Resources	3.0255	1	7,488,279
7205435	20500	Oklahoma Lottery Commission	3.0255	1	261,247
7205515	20500	OPERS	3.0255	1	538,401
7205563	20500	OK Bd for Private Vocational Schools	3.0255	1	273,107
7205630	20500	Oklahoma Department of Securities	3.0255	1	1,725,187
7205807	20500	Oklahoma Health Care Authority	3.0255	1	168,432
7210270	21000	State Election Board	3.0255	1	1,706,268
7210320	21000	Department of Wildlife	3.0255	1	6,227,432
7210350	21000	Oklahoma Historical Society	3.0255	1	31
7210400	21000	Office of Juvenile Affairs	3.0255	1	2,430
7210410	21000	Commissioners of the Land Office	3.0255	1	5,674,948
7210515	21000	OPERS	3.0255	1	1,010,325
7210570	21000	State Board of Licensure for Professional Engineers & Land	3.0255	1	281,878
7210588	21000	Real Estate Commission	3.0255	1	315,676
7215270	21500	State of Oklahoma Election Board - HAVA	3.0255	1	8,640,973
7215320	21500	Department of Wildlife	3.0255	1	4,514,704
7215566	21500	Tourism & Recreation Department	3.0255	1	6,058,453
7215585	21500	Department of Public Safety	3.0255	1	3,025,559
7215670	21500	JD McCarty Center	3.0255	1	817,239
7215825	215000	University Hospitals Authority	3.0255	1	1,854,417
7216805	21600	Department of Rehabilitation Services	3.0255	1	1,077,968
7220320	22000	Dept of Wildlife Conservation	3.0255	1	6,904,541
7220570	22000	OSB of Licensure for Professional Engineers and Land Surve	3.0255	1	290,191
7220585	22000	Department of Public Safety	3.0255	1	5,881,442
7220830	22000	Department of Human Services	3.0255	1	10,252
7225040	22500	Department of Agriculture	3.0255	1	167,798
7225830	22500	Department of Human Services	3.0255	1	190,882
7230220	23000	Oklahoma Crime Victims Compensation	3.0255	1	1,887,447
7230345	23000	Department of Transportation	3.0255	1	8,617,312
7230695	23000	Tax Commission	3.0255	1	1,653,261
7230807	23000	Health Care Authority	3.0255	1	223,250
7235605	23500	Regents for Higher Education	3.0255	1	10,321,412
7240807	24000	Health Care Authority	3.0255	1	24,888,112
7240830	24000	Oklahoma Human Services	3.0255	1	15,144,859
7244090	24400	OMES Dept of Central Services	3.0255	1	786,785
7245807	24500	Health Care Authority	3.0255	1	6,005,364
7255090	25500	Department of Central Services	3.0255	1	1,367,445
7255585	25500	Oklahoma Dept of Public Safety	3.0255	1	159,270
7260090	26000	OMES Risk Management Division	3.0255	1	6,139,404
7265090	26500	OMES- Risk Mgmt	3.0255	1	158,790
7275740	27500	OST - SEED	3.0255	1	1,487
7280090	28000	OMES DCS Property Distribution	3.0255	1	539,170

Interest rate is net of 1.25 bp management fee



Office of the State Treasurer
 Assets Under Management
 January 31, 2024

Account	Class Funding	Agency	Interest Rate	Days to Maturity	Market Value
7280131	79901	Department of Corrections	3.0255	1	10,097,361
7280345	28000	Department of Transportation	3.0255	1	847,971
7285345	28500	Department of Transportation	3.0255	1	173,446,780
7295090	27000	Emergency & Transportation	3.0255	1	9,281,985
7296150	29600	University of Science & Arts	3.0255	1	43
7303000	30300	Tobacco Litigation Escrow Fund	3.0255	1	31,517
7360566	36000	Tourism & Recreation Department	3.0255	1	6,472,736
7403292	40300	Oklahoma Department of Environmental Quality	3.0255	1	997,037
7405220	40500	District Attorneys Council	3.0255	1	2,750,930
7408105	40800	OCIA	3.0255	1	538,709
7409105	40900	OCIA - NACEA Revenue Series 2018B	3.0255	1	59
7411105	41100	OCIA - Capitol Repair Revenue Series 2018C	3.0255	1	365
7412105	41200	OCIA	3.0255	1	2,175
7416000	41600	OSF - Oil Overcharge	3.0255	1	306,280
7416105	41600	OCIA - DOC Revenue Series 2018D	3.0255	1	752,260
7416160	41600	Department of Commerce	3.0255	1	3,222,188
7419105	41900	OCIA	3.0255	1	4,166,845
7420105	42000	OCIA - Construction Series 2019A	3.0255	1	108,415
7424105	42400	OCIA - Revenue Series 2019A	3.0255	1	418
7426000	42600	OSF - Oil Overcharge	3.0255	1	2,559,122
7426160	42600	Department of Commerce	3.0255	1	16,857,523
7428105	42800	OCIA Endowed Chairs Fund	3.0255	1	958,160
7430010	43000	Oklahoma State University	3.0255	1	7,314,175
7430011	43000	Oklahoma State University	3.0255	1	4,145,047
7430012	43000	Oklahoma State University	3.0255	1	5,194,918
7430013	43000	Oklahoma State University	3.0255	1	3,297,519
7430014	43000	Oklahoma State University	3.0255	1	3,616,930
7430015	43000	Oklahoma State University	3.0255	1	3,196,571
7430016	43000	Oklahoma State University	3.0255	1	110,314
7430100	43000	Cameron University	3.0255	1	1,271,335
7430420	43000	Langston University	3.0255	1	168,018
7430461	43000	Rogers State College	3.0255	1	2,135,895
7430505	43000	Northwestern Oklahoma State University	3.0255	1	399,688
7430530	60000	Panhandle State University	3.0255	1	15,164
7430665	43000	Southwestern Oklahoma State University	3.0255	1	2,342,745
7430760	43000	University of Oklahoma	3.0255	1	52,197,207
7430770	43000	OUHSC	3.0255	1	105,578,523
7430773	43000	Oklahoma State University	3.0255	1	3,990,388
7434105	43400	OCIA	3.0255	1	200,074
7436000	43600	OSF - Oil Overcharge	3.0255	1	2,807
7436105	43600	OCIA	3.0255	1	451,073
7437105	43700	OCIA	3.0255	1	621,222
7438105	43800	OCIA	3.0255	1	349

Interest rate is net of 1.25 bp management fee



Office of the State Treasurer
 Assets Under Management
 January 31, 2024

Account	Class Funding	Agency	Interest Rate	Days to Maturity	Market Value
7439105	43900	OCIA Series 2020A Rev Fund	3.0255	1	2,551
7442105	44200	OCIA	3.0255	1	1,885
7443105	44300	OCIA	3.0255	1	240,672
7444105	44400	OCIA 2017C Series	3.0255	1	265,131
7444835	44400	Water Resources Board	3.0255	1	12,046,607
7445105	44500	OCIA - 2017B Capitol Repair 2 Revenue	3.0255	1	670
7445835	44500	Water Resources Board	3.0255	1	6,740,327
7447105	44700	2017A Revenue Fund	3.0255	1	64,606
7450105	45000	OCIA Series 2020B	3.0255	1	1,430
7452105	45200	OCIA Series 2020D	3.0255	1	83,543
7453105	45300	OCIA Series 2020D	3.0255	1	1,544,873
7454105	45400	OCIA Series 2020E	3.0255	1	541
7455105	45500	OCIA	3.0255	1	295
7455160	45500	Department of Commerce	3.0255	1	316,094
7458105	45800	OCIA Series 2020C	3.0255	1	796
7459105	45900	OCIA Endowed Chairs 2021	3.0255	1	836,702
7460100	46000	Cameron University	3.0255	1	6,587
7461105	46100	OCIA (TIFIA/ODOT 2022)	3.0255	1	352
7463105	46300	OCIA (Conservation-2022A)	3.0255	1	18,123,000
7464105	46400	OCIA	3.0255	1	18,071
7465105	46500	OCIA (Conservation-2022A)	3.0255	1	103,085
7466105	46600	OCIA (National Guard Museum 2022B)	3.0255	1	44,481,525
7467105	46700	OCIA (National Guard Museum 2022B)	3.0255	1	269,235
7468105	46800	OCIA ODVA-2022C	3.0255	1	29,048,938
7469105	46900	OCIA ODVA-2022C	3.0255	1	145
7470010	47000	Oklahoma State University Capital Bond Project	3.0255	1	694,378
7471835	47100	Water Resources Board	3.0255	1	1,623,224
7472835	47200	Water Resources Board	3.0255	1	89,359,233
7473835	47300	Water Resources Board	3.0255	1	107,692,203
7475750	47500	Tulsa Community College	3.0255	1	6,297
7475770	47500	OUHSC	3.0255	1	44,720,372
7476760	47600	University of Oklahoma	3.0255	1	15
7479105	47900	OCIA	3.0255	1	3,598
7480105	48000	OCIA	3.0255	1	357,012
7481105	48500	OCIA	3.0255	1	543,666,827
7485010	48500	OKLAHOMA STATE UNIVERSITY	3.0255	1	55,834
7486010	48600	OKLAHOMA STATE UNIVERSITY	3.0255	1	153,861
7488010	48800	OKLAHOMA STATE UNIVERSITY	3.0255	1	4,498,561
7488105	48800	OCIA	3.0255	1	14,796
7490010	49000	Oklahoma State University	3.0255	1	50,155
7490013	49000	Oklahoma State University	3.0255	1	22,750
7490015	49000	Oklahoma State University	3.0255	1	1,454
7490270	49000	Oklahoma State Election Board	3.0255	1	19

Interest rate is net of 1.25 bp management fee



Office of the State Treasurer
 Assets Under Management
 January 31, 2024

Account	Class Funding	Agency	Interest Rate	Days to Maturity	Market Value
7490760	49000	University of Oklahoma	3.0255	1	893,086
7490773	49000	Oklahoma State University	3.0255	1	58,882
7491220	49100	District Attorneys Council	3.0255	1	274,347
7497085	49700	Broadband	3.0255	1	883,601
7497835	49700	Water Resources Board	3.0255	1	36,930,250
7512410	8410A	Commissioners of the Land Office	3.0255	1	3
7513410	8410A	Commissioners of the Land Office	3.0255	1	230,397
7514410	8410A	Commissioners of the Land Office	3.0255	1	2,505,122
7600010	60000	Oklahoma State University	3.0255	1	5,928,130
7600100	60000	Cameron University	3.0255	1	1,128,805
7600120	60000	University of Central Oklahoma	3.0255	1	5,301,927
7600150	60000	University of Science & Arts	3.0255	1	351,446
7600230	60000	East Central University	3.0255	1	1,404,852
7600420	60000	Langston University	3.0255	1	1,836,788
7600485	60000	Northeastern State University	3.0255	1	1,986,746
7600490	60000	Northern Oklahoma College	3.0255	1	408,521
7600505	60000	Northwestern Oklahoma State University	3.0255	1	1,851,338
7600530	60000	Panhandle State University	3.0255	1	188,655
7600660	60000	Southeastern Oklahoma State University	3.0255	1	243,687
7600665	60000	Southwestern Oklahoma State University	3.0255	1	3,822,404
7600760	60000	University of Oklahoma	3.0255	1	5,224,780
7650010	65000	Oklahoma State University	3.0255	1	3,704,688
7650100	65000	Cameron University	3.0255	1	578,881
7650120	65000	University of Central Oklahoma	3.0255	1	2,673,067
7650150	65000	University of Science & Arts	3.0255	1	291,457
7650230	65000	East Central University	3.0255	1	1,099,913
7650420	65000	Langston University	3.0255	1	1,197,603
7650485	65000	Northeastern State University	3.0255	1	605,274
7650490	65000	Northern Oklahoma College	3.0255	1	2,285,120
7650505	65000	Northwestern Oklahoma State University	3.0255	1	805,294
7650530	65000	Panhandle State University	3.0255	1	108,406
7650660	65000	Southeastern Oklahoma State University	3.0255	1	370,327
7650665	65000	Southwestern Oklahoma State University	3.0255	1	967,159
7650760	65000	University of Oklahoma	3.0255	1	1,598,522
7700040	70000	Department of Agriculture	3.0255	1	11,529,881
7700041	70000	Western Oklahoma State College	3.0255	1	470,111
7700131	79901	Department of Corrections	3.0255	1	30,126,985
7700240	70000	Eastern Oklahoma State College	3.0255	1	899,558
7700340	40000	State Health Department	3.0255	1	2,375,848
7700461	70000	Rogers State College	3.0255	1	11,202,944.66
7700490	70000	Northern Oklahoma College	3.0255	1	5,664,691
7700606	70000	Ardmore Higher Education Center	3.0255	1	0
7700633	70000	Oklahoma City Community College	3.0255	1	12,671,682

Interest rate is net of 1.25 bp management fee



Office of the State Treasurer
 Assets Under Management
 January 31, 2024

Account	Class Funding	Agency	Interest Rate	Days to Maturity	Market Value
7700660	70000	Southeastern Oklahoma State University	3.0255	1	2,833,031
7700760	70000	University of Oklahoma	3.0255	1	105,055,690
7700830	70000	Department of Human Services	3.0255	1	1,352,971
7701010	70100	Oklahoma State University	3.0255	1	14,589,510
7701150	70100	University of Science & Arts	3.0255	1	2,183,685
7701165	70100	Connors State College	3.0255	1	898,190
7701400	70100	Office of Juvenile Affairs	3.0255	1	6,829
7701480	70100	Northeasten Oklahoma A&M College	3.0255	1	412,624
7701530	70100	Panhandle State University	3.0255	1	58,038
7701605	70100	Regents for Higher Education	3.0255	1	34,278,655
7701650	70100	Department of Veteran Affairs	3.0255	1	570,767
7701770	70100	OUHSC	3.0255	1	404,031,522
7701805	70100	Department of Rehabilitation Services	3.0255	1	205,359
7701865	70100	OK Workers' Comp Commission	3.0255	1	5,312,635
7702120	70200	University of Central Oklahoma	3.0255	1	15,843,271
7702650	70200	Department of Veteran Affairs	3.0255	1	596,791
7703650	70300	Department of Veteran Affairs	3.0255	1	513,709
7704120	70400	University of Central Oklahoma	3.0255	1	2,057,084
7704650	70400	Department of Veteran Affairs	3.0255	1	1,020,406
7704865	70400	OK Workers' Comp Commission	3.0255	1	47,480
7705505	70500	Northwestern Oklahoma State University	3.0255	1	2,422,598
7705650	70500	Department of Veteran Affairs	3.0255	1	1,366,083
7705675	70500	Self Insurance Guaranty Fund	3.0255	1	2,258,210
7705865	70500	OK Workers' Comp Commission	3.0255	1	44,891
7706452	70600	Community Mental Health Center Rep Payee Account	3.0255	1	8,821
7706650	70600	Department of Veteran Affairs	3.0255	1	77,307
7706750	70600	Tulsa Community College	3.0255	1	4,308,611
7706865	70600	OK Workers' Comp Commission	3.0255	1	184,382
7707452	70700	Central Oklahoma CMHC Rep Payee Account	3.0255	1	58,729
7707585	70700	Department of Public Safety	3.0255	1	9,644,667
7707605	70700	Regents for Higher Education	3.0255	1	10,999,738
7707650	70700	Department of Veteran Affairs	3.0255	1	410,529
7707865	70700	OK Workers' Comp Commission	3.0255	1	253,881
7708108	70800	Carl Albert State College	3.0255	1	7,810,445
7708605	70800	Regents for Higher Education	3.0255	1	200,099
7709605	70900	Regents for Higher Education	3.0255	1	7,183,734
7710350	71000	Oklahoma Historical Society	3.0255	1	1,355,643
7710452	71000	Oklahoma Department of Mental Health	3.0255	1	1,704,658
7710605	71000	Regents for Higher Education	3.0255	1	5,545,073
7711185	8740G	Corporation Commission	3.0255	1	67,616,950
7711420	71100	Langston University	3.0255	1	630,204
7711452	71100	Griffin Memorial Hospital Rep Payee	3.0255	1	33,512
7711605	71100	Regents for Higher Education	3.0255	1	791,509

Interest rate is net of 1.25 bp management fee



Office of the State Treasurer
 Assets Under Management
 January 31, 2024

Account	Class Funding	Agency	Interest Rate	Days to Maturity	Market Value
7712605	71200	Regents for Higher Education	3.0255	1	119,290
7713605	71300	Regents for Higher Education	3.0255	1	33,555,364
7714605	71400	Regents for Higher Education	3.0255	1	16,623,619
7715605	71500	Regents for Higher Education	3.0255	1	2,146,811
7718605	71800	Regents for Higher Education	3.0255	1	14,463,303
7719605	71900	Regents for Higher Education	3.0255	1	41,618
7723623	72300	Seminole State College	3.0255	1	248,257
7725100	72500	Cameron University	3.0255	1	1,423,785
7730230	73000	East Central University	3.0255	1	337,700
7730830	73000	Department of Human Services	3.0255	1	269,285
7740605	74000	Regents for Higher Education	3.0255	1	2,533,293
7741241	74100	Redlands Community College	3.0255	1	2,482,253
7745605	74500	Regents for Higher Education	3.0255	1	1,332,521
7747470	74700	Murray State College	3.0255	1	2,680,610
7750350	75000	Oklahoma Historical Society	3.0255	1	241,807
7750531	75000	Rose State College	3.0255	1	14,862,876
7751485	75100	Northeastern State University	3.0255	1	15,931,468
7752485	75200	Northeastern State University	3.0255	1	3,212,185
7765665	76500	Southwestern Oklahoma State University	3.0255	1	5,854,591
7790041	79000	Western Oklahoma State College	3.0255	1	27
7790470	79000	Murray State College	3.0255	1	1
7790490	79000	Northern Oklahoma College	3.0255	1	1,505
7805370	80500	OIFA	3.0255	1	112
7851740	85100	OCIA	3.0255	1	6,747,412
7854740	85400	OCIA Endowed Chair Fund 2010	3.0255	1	4,097,366
7862740	86200	OCIA 2013	3.0255	1	594,574
7910467	91000	OSF Escrow Fund	3.0255	1	191,516
7920605	92000	Regents for Higher Education	3.0255	1	45,073,978
State Agency, Investable Base					3,654,967,354
State of Oklahoma, Investable Base					12,587,938,228
Assets Under Management					16,242,905,582

Interest rate is net of 1.25 bp management fee