

Treasurer Todd Russ



OKLAHOMA
State Treasurer

TREASURER'S INVESTMENTS

March 2024

Treasurer's Mission Statement

The mission of the Office of the State Treasurer is to serve the people of Oklahoma by providing sound banking and investment services, reuniting individuals and businesses with their unclaimed property, and promoting economic opportunities in a fiscally responsible and efficient manner while adhering to the highest professional and ethical standards.



OKLAHOMA State Treasurer Todd Russ

Investment Report

March 2024

PORTFOLIO PERFORMANCE, DIVERSIFICATION AND STRATEGY

March portfolio yielded **3.14%**, up from **2.20%** last year, with a weighted average maturity of 991 days.

Total assets under management of **\$15.6 billion**, up \$800 million in comparison to March 2023.

Total portfolio contained **70% in U.S. Treasuries**, **6% in U.S. government agencies**, **16% in mortgage-backed securities**, **6% in money market mutual funds**, **0.3% in certificates of deposit**, and **0.9% in state bond issues and foreign bonds**, comprising the balance of funds invested.

"Yields will continue to grow as the portfolio sheds the older investments and takes on the influence of the new rate range. Total portfolio yields are lower than current yields due to the laddered structure of the investments over a 3 year average." **STATE TREASURER**

PORTFOLIO	UTILIZATION	INVESTMENT OPPORTUNITIES	DIVERSIFICATION
Seek safety, liquidity and return on investment, in that order	Laddered bond maturities and buy-and-hold	Market observation, maximizing income within investment parameters and stable interest rates	Sound strategy keeping with the state's statutory investment objectives

TOTAL FUNDS INVESTED Available market value investment funds, including State Treasurer investments at **\$11,903,392,718**. State Agency balances in OK Invest of **\$3,668,354,694**, for a total of **\$15,571,747,412**.

MARKET CONDITIONS March saw an overall decrease in US Treasury rates. The 10-year treasury ended the month down **.05%** to **4.20%**. The 2-year treasury remained unchanged at **4.62%**. The 30-year treasury declined by **.04%** and closed the month at **4.34%**.

	S&P	Dow	Nasdaq
For the month	3.10%	2.08%	1.79%
For the year	10.16%	5.62%	9.11%

The third straight record-setting month for the stock market occurred in March. **According to Reuters, "The U.S. stock market is off to a soaring start in 2024, as optimism over the economy and interest rate cuts has combined with exuberance about the business opportunity in artificial intelligence to stir up a potent cocktail for equities."** After a hard to top February, the market did not look back. The S&P's **10.16% first-quarter gain** was the largest since 2019.

The Federal Reserve met on March 19-20 and decided to leave the federal funds rate unchanged for the fifth consecutive meeting at **5.25%-5.5%**. Due to a hotter than expected jobs report and consumer price index (CPI), the possibility of a June rate cut has dwindled. According to the CME Fed Watch tool, the probability of rates being cut by **1%** or more by the end of the year has dropped to **6%**, down from **61%** last month.

According to the Federal Reserve's FOMC statement, "The Committee does not expect it will be appropriate to reduce the target range until it has gained greater confidence that inflation is moving sustainably toward 2%."

ECONOMIC DEVELOPMENTS The March unemployment rate came in at **3.8%**, compared to **3.9%**, contrary to the Fed's goal, in February. The rate has held in the **3.7%-3.9%** range since August 2023. Total nonfarm payroll increased by **303,000**, compared to an increase of **275,000** in February.

The Bureau of Labor Statistics reports, "job gains occurred in health care, government, and construction."

The CPI increased by **0.4%** in March and was the same as February's increase. Over the last 12 months, the CPI has risen **3.5%**. Contrary to the Fed's, some economists expected a **3.4%** annual rise, and **0.3%** increase over the month. The Bureau of Labor Statistics said shelter and gasoline contributed to more than half of the monthly increase. Core CPI, which excludes energy and food prices, also increased **0.4%**, the same as the 2 previous months. The producer price index (PPI), beat economists' expectations and rose only **0.2%** over the month of March. February's growth came in at **0.6%**. Year-over-year, the PPI increased by **2.1%**. Core PPI also rose **0.2%**, which matched economists' expectations. The annual rise for core PPI was **2.4%**.

According to Reuters, "U.S. consumer prices increased more than expected in March amid rises in the costs of gasoline and shelter, casting further doubt on whether the Federal Reserve will start cutting interest rates in June."

Retail sales beat expectations and rose by **0.7%** in March. February's increase was upwardly revised from **0.6%** to **0.9%**. Online sales rose by **2.7%**, whereas department stores saw a **1.1%** decline. Sales of motor vehicles dropped **0.7%**. Excluding motor vehicle sales, retail sales rose **1.1%** over the month. Core retail sales excludes automobiles, gas, building materials, and food services. This figure rose **1.1%**, the largest increase in over a year.

According to CNN, "Sales were up across several categories in March, including at gas stations, which increased a strong 2.1% from February. Gas prices have steadily risen in the past several weeks. Still, excluding sales at gas stations, retail sales were up 0.6% in March."

The number of homes actively for sale in March was **23.5%** higher compared to the same time last year. This is **8.7%** higher than February's year-over-year increase. This marks the fifth straight month of growth in the housing market. Homes for sale in the **\$200,000 - \$350,000** range grew by **30.5%** compared to last year. While inventory has increased at a strong rate, it is still down **37.9%** compared to 2017-2019. In February, inventory was down **39.6%** from pre-pandemic levels.

According to Realtor.com, "This increase in affordable inventory was a contributing factor to the nation's low median home listing price growth rate, as did this past month tying with March 2019 for the highest level of price reductions seen since our records began in 2017."

The third estimate for fourth quarter 2023 real gross domestic product (GDP) was upwardly revised to a **3.4%** annual growth rate. This is compared to the second estimate, which showed a downwardly revised figure of **3.2%**. Real GDP increased **2.5%** in 2023, higher than the Federal Reserve's **1.8%** non-inflationary growth target.

According to the Bureau of Economic Analysis, "The increase in the fourth quarter primarily reflected increases in consumer spending, state and local government spending, exports, nonresidential fixed investment, federal government spending, and residential fixed investment that were partly offset by a decrease in private inventory investment."

COLLATERALIZATION All funds under the control of this office requiring collateralization were secured at rates ranging from 100% to 110%, depending on the type of investment.

PAYMENTS, FEES, AND COMMISSIONS Securities were purchased or sold utilizing competitive bidding. Bank fees and money market mutual fund operating expenses are detailed in the attached pages, as is the earnings split between the State Treasurer and the master custodian bank on securities lending income.

Best regards,



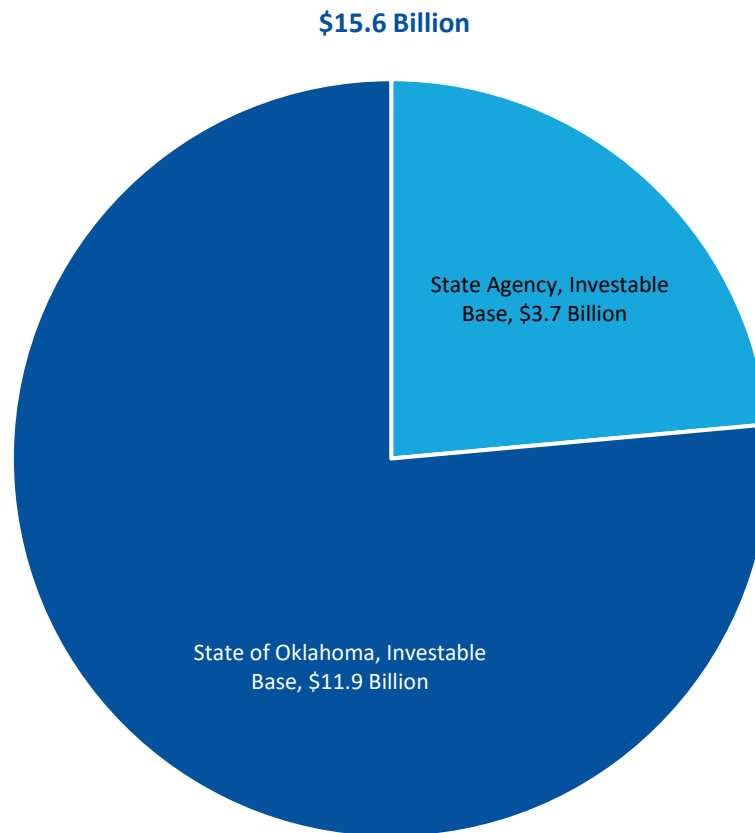
TODD RUSS
STATE TREASURER

CC: The Honorable *Kevin Stitt*, Governor
The Honorable *Charles McCall*, Speaker of the House
The Honorable *Greg Treat*, President Pro Tempore
The Honorable *Gentner Drummond*, Attorney General
The Honorable *Cindy Byrd*, State Auditor and Inspector



OKLAHOMA
State Treasurer

Office of the State Treasurer
Distribution of Assets Under Management
March 31, 2024





Office of the State Treasurer
 Portfolio Composition
 March 31, 2024

Asset Category	Face Amount/ Shares	Market Value	Book Value	% of Portfolio	YTM @ Cost	Weighted Average Maturity
Certificate of Deposit	41,124,000	41,124,000	41,124,000	0.3	5.30%	80
Foreign Bonds	112,500,000	112,211,845	112,500,000	0.7	4.61%	696
Money Market - Mutual Funds	1,030,267,864	1,030,267,864	1,030,267,864	6.4	5.20%	1
State Bond Issues	30,000,000	30,000,000	30,000,000	0.2	5.77%	915
US Agency - MBS	2,671,080,705	2,382,452,965	2,691,446,230	16.7	1.88%	2,236
US Agency Bonds	965,000,000	937,836,745	962,375,746	6.0	1.86%	344
US Treasury Bonds / Notes	11,525,000,000	11,037,853,993	11,208,024,060	69.7	3.34%	845
Total / Average	16,374,972,569	15,571,747,412	16,075,737,900	100.0	3.14%	991

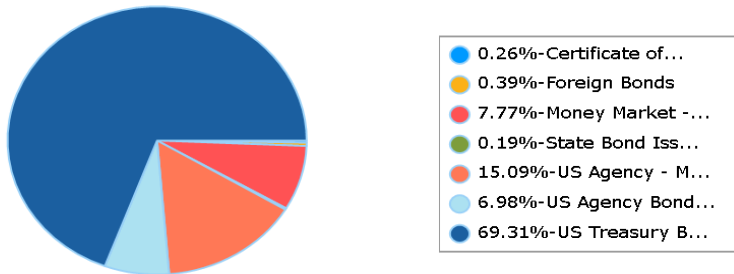


Office of the State Treasurer
 Distribution by Asset Category - Market Value
 Report Group: Monthly Investment Report

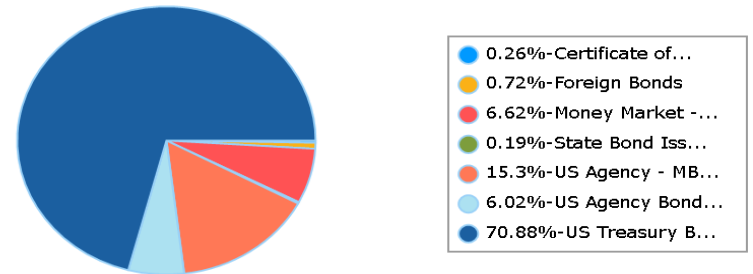
Begin Date: 2/29/2024, End Date: 3/31/2024

Asset Category	Market Value 2/29/2024	% of Portfolio 2/29/2024	Market Value 3/31/2024	% of Portfolio 3/31/2024
Certificate of Deposit	41,124,000	0.3	41,124,000	0.3
Foreign Bonds	62,236,906	0.4	112,211,845	0.7
Money Market - Mutual Funds	1,232,937,131	7.8	1,030,267,864	6.6
State Bond Issues	30,000,000	0.2	30,000,000	0.2
US Agency - MBS	2,393,698,731	15.0	2,382,452,965	15.3
US Agency Bonds	1,107,148,658	7.0	937,836,745	6.0
US Treasury Bonds / Notes	10,993,690,536	69.3	11,037,853,993	70.9
Total / Average	15,860,835,962	100.0	15,571,747,412	100.0

Portfolio Holdings as of 2/29/2024



Portfolio Holdings as of 3/31/2024





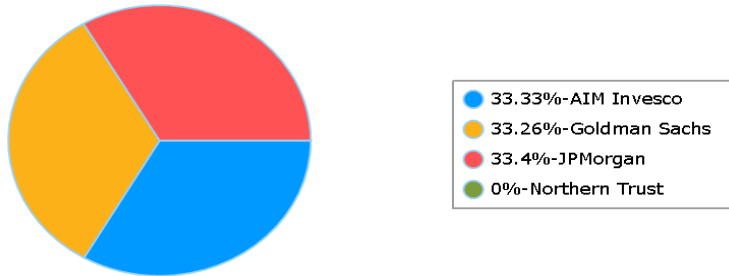
Office of the State Treasurer
 Distribution by Issuer - Market Value
 Report Group: Money Market*

Begin Date: 2/29/2024, End Date: 3/31/2024

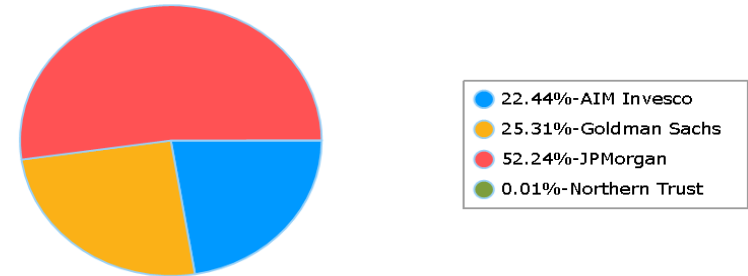
Issuer Allocation

Issuer	Market Value 2/29/2024	% of Portfolio 2/29/2024	Market Value 3/31/2024	% of Portfolio 3/31/2024
AIM Invesco	410,973,720	33.3	231,213,615	22.4
Goldman Sachs	410,126,354	33.3	260,739,596	25.3
JPMorgan	411,814,203	33.4	538,195,366	52.2
Northern Trust	22,854	0.00	119,286	0.01
Total / Average	1,232,937,131	100.0	1,030,267,864	100.0

Portfolio Holdings as of 2/29/2024



Portfolio Holdings as of 3/31/2024



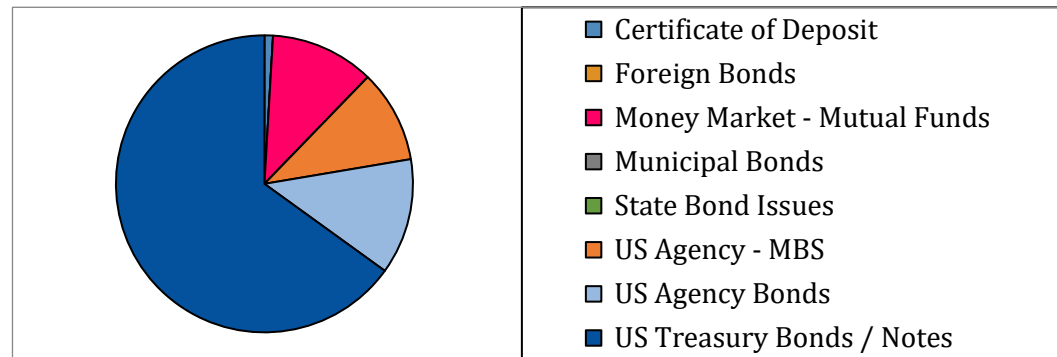
*Money market balances exclude funds from the American Rescue Plan Act (ARPA).



Office of the State Treasurer
 Earnings by Asset Category
 March 31, 2024

Asset Category	YTM @ Cost	Interest Earned Net of Amortization/ Accretion	Realized Gain/Loss	Total Earnings
Certificate of Deposit	5.30%	410,492	-	410,492
Foreign Bonds	4.61%	-	-	-
Money Market - Mutual Funds	5.20%	5,015,824	-	5,015,824
State Bond Issues	5.77%	-	-	-
US Agency - MBS	1.87%	4,658,323	(182,967)	4,475,356
US Agency Bonds	1.81%	5,593,715	-	5,593,715
US Treasury Bonds / Notes	3.33%	28,829,445	-	28,829,445
Link Deposit (not active)		-		-
Total or Average	3.14%	44,507,799	(182,967)	44,324,832

Total Earnings as of 3/31/2024





Office of the State Treasurer
Investment Activity
March 31, 2024

Description	CUSIP	Broker/ Dealer	Trade Date	Settlement Date	YTM @ Cost	Par	Principal	Price	Interest	Total
Buy										
Israel State 5.09 3/1/2026	46514AQ28	Israel State	3/15/2024	3/15/2024	5.090	25,000,000	25,000,000	100.000	0	25,000,000
Israel State 5.29 3/1/2027	46514AQ93	Israel State	3/15/2024	3/15/2024	5.290	25,000,000	25,000,000	100.000	0	25,000,000
T-Note 2.875 8/15/2028	9128284V9	BNY Mellon Capital Markets	3/25/2024	3/26/2024	4.285	25,000,000	23,602,539	94.410	78,984	23,681,523
T-Note 4 6/30/2028	91282CHK0	Mizuho Securities	3/25/2024	3/26/2024	4.284	25,000,000	24,724,609	98.898	236,264	24,960,873
T-Note 4.125 7/31/2028	91282CHQ7	Barclays Capital Inc	3/25/2024	3/26/2024	4.279	25,000,000	24,847,656	99.391	155,821	25,003,477
						125,000,000	123,174,805		471,068	123,645,873
Matured										
FFCB 0.3 3/18/2024	3133EMTW2	Wells Fargo	3/18/2024	3/18/2024	0.000	25,000,000	25,000,000	0.000	0	25,000,000
FFCB 0.3 3/18/2024	3133EMTW2	Stifel Nicolaus	3/18/2024	3/18/2024	0.000	25,000,000	25,000,000	0.000	0	25,000,000
FHLB 0.125 3/8/2024	3130AKZB5	Hilltop	3/8/2024	3/8/2024	0.000	21,425,000	21,425,000	0.000	0	21,425,000
FHLB 0.25 3/8/2024	3130ALSG0	Wells Fargo	3/8/2024	3/8/2024	0.000	25,000,000	25,000,000	0.000	0	25,000,000
FHLB 1.875 3/8/2024	3130A7PH2	Wells Fargo	3/8/2024	3/8/2024	0.000	25,000,000	25,000,000	0.000	0	25,000,000
FHLB 1.875 3/8/2024	3130A7PH2	Wells Fargo	3/8/2024	3/8/2024	0.000	25,000,000	25,000,000	0.000	0	25,000,000
FHLB 4.75 3/8/2024	3130ATUQ8	TD Securities	3/8/2024	3/8/2024	0.000	25,000,000	25,000,000	0.000	0	25,000,000
T-Note 2.125 3/31/2024	912828W71	Bank of Oklahoma	3/31/2024	3/31/2024	0.000	25,000,000	25,000,000	0.000	0	25,000,000
T-Note 2.125 3/31/2024	912828W71	Hilltop	3/31/2024	3/31/2024	0.000	25,000,000	25,000,000	0.000	0	25,000,000
						221,425,000	221,425,000		0	221,425,000
					Net Change in Investments	-96,425,000	-98,250,195		471,068	-97,779,127



Office of the State Treasurer
 Transactions by Security Type
 March 31, 2024

Description	CUSIP	Action	Settlement Date	Maturity Date	YTM @ Cost	Par	Principal	Price	Interest	Total
Foreign Bonds										
Israel State 5.09 3/1/2026	46514AQ28	Buy	3/15/2024	3/1/2026	5.090	25,000,000	25,000,000	100.000	0	25,000,000
Israel State 5.29 3/1/2027	46514AQ93	Buy	3/15/2024	3/1/2027	5.290	25,000,000	25,000,000	100.000	0	25,000,000
						50,000,000	50,000,000		0	50,000,000
US Treasury Bonds and Notes										
T-Note 2.875 8/15/2028	9128284V9	Buy	3/26/2024	8/15/2028	4.285	25,000,000	23,602,539	94.410	78,984	23,681,523
T-Note 4 6/30/2028	91282CHK0	Buy	3/26/2024	6/30/2028	4.284	25,000,000	24,724,609	98.898	236,264	24,960,873
T-Note 4.125 7/31/2028	91282CHQ7	Buy	3/26/2024	7/31/2028	4.279	25,000,000	24,847,656	99.391	155,821	25,003,477
						75,000,000	73,174,805		471,068	73,645,873
							23,415,000			
						Total	146,589,805			



Office of the State Treasurer
 Transactions by Broker
 March 31, 2024

Description	CUSIP	Action	Asset Category	Settlement Date	Maturity Date	YTM @ Cost	Par	Principal	Price	Interest	Total
Barclays Capital Inc											
T-Note 4.125 7/31/2028	91282CHQ7	Buy	US Treasury Bonds / Notes	3/26/2024	7/31/2028	4.279	25,000,000	24,847,656	99.391	155,821	25,003,476.99
							25,000,000	24,847,656		155,821	25,003,476.99
BNY Mellon Capital Markets											
T-Note 2.875 8/15/2028	9128284V9	Buy	US Treasury Bonds / Notes	3/26/2024	8/15/2028	4.285	25,000,000	23,602,539	94.410	78,984	23,681,522.58
							25,000,000	23,602,539		78,984	23,681,522.58
Mizuho Securities											
T-Note 4 6/30/2028	91282CHK0	Buy	US Treasury Bonds / Notes	3/26/2024	6/30/2028	4.284	25,000,000	24,724,609	98.898	236,264	24,960,873.12
							25,000,000	24,724,609		236,264	24,960,873.12
State of Israel											
Israel State 5.09 3/1/2026	46514AQ28	Buy	Foreign Bonds	3/15/2024	3/1/2026	5.090	25,000,000	25,000,000	100.000	0	25,000,000.00
Israel State 5.29 3/1/2027	46514AQ93	Buy	Foreign Bonds	3/15/2024	3/1/2027	5.290	25,000,000	25,000,000	100.000	0	25,000,000.00
							50,000,000	50,000,000		0	50,000,000.00
Total Securities							125,000,000	123,174,805		471,068	123,645,872.69



Office of the State Treasurer
 Comparison of Actual Earnings to Estimated Earnings
 March 31, 2024

Fiscal Year to Date

Asset Category	Revenues Actual	Revenues Estimate	Variance	Percent	Investable Base Actual	Investable Base - Est.	Variance	Percent
Certificates of Deposit	1,417,815	1,125,000	292,815	26.03%	31,417,407	32,000,000	(582,593)	-1.82%
Foreign Bonds	0	750,000	-750,000	-100.00%	85,726,223	37,000,000	48,726,223	131.69%
Money Market Mutual Funds	36,321,003	37,500,000	-1,178,997	-3.14%	787,091,350	1,000,000,000	(212,908,650)	-21.29%
State of OK Bonds	1,260,000	750,000	510,000	68.00%	30,000,000	30,000,000	0	0.00%
US Agency - MBS	32,600,237	33,750,000	-1,149,763	-3.41%	1,820,117,065	2,000,000,000	(179,882,935)	-8.99%
US Agency Bonds	15,685,772	15,000,000	685,772	4.57%	716,476,963	1,500,000,000	(783,523,037)	-52.23%
US Treasury Bonds / Notes	182,176,268	161,625,000	20,551,268	12.72%	8,432,563,710	7,401,000,000	1,031,563,710	13.94%
Total or Average	269,461,094	250,500,000	18,961,094	7.57%	11,903,392,718	12,000,000,000	(96,607,282)	-0.81%

The Treasurer had revised the estimated earnings to the Board of Equalization for Fiscal Year 2024. The amount estimated was \$334,000,000. Year-to-date actual earnings are recorded on a cash basis of accounting.



Office of the State Treasurer
Comparison of Actual Earnings to Estimated Earnings
March 31, 2024

The following page presents market rates of return on the Securities portion of the General Account and the State's aggregated State Agency Accounts. These figures, which are dollar-weighted and time-weighted where appropriate, are calculated using the percentage change in market value (inclusive of accrued income) from the end of the prior month to the end of the reporting month.

To ensure the integrity of data, this information is provided by the Treasurer's custodian bank acting in its capacity as an external third party. As such, performance measurement is presently confined to those investments which are held with the custodian bank Northern Trust Company.

Benchmark data is also provided on the following page.



Office of the State Treasurer
Performance Comparison
March 31, 2024

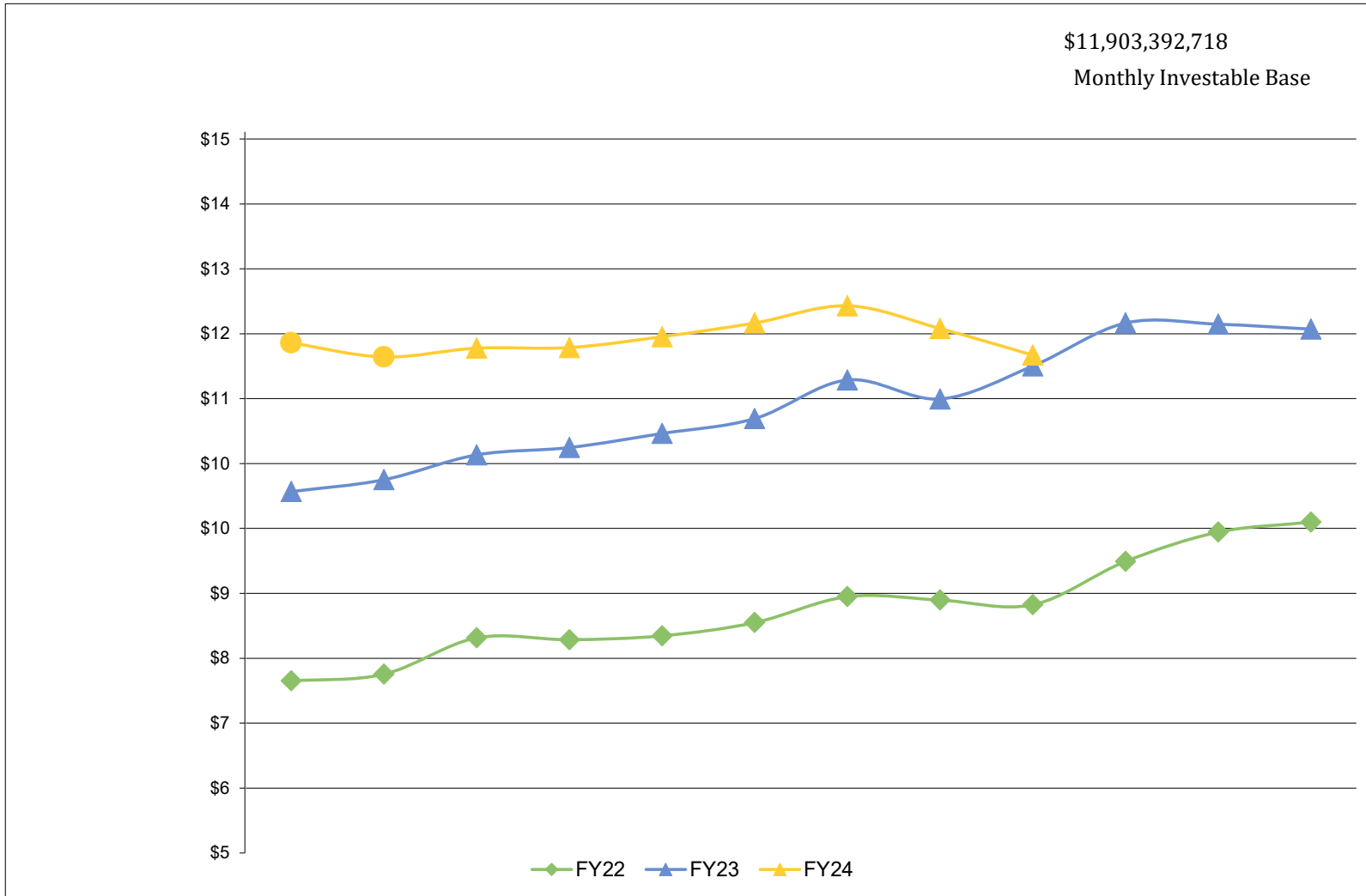
	Current Month	Fiscal Year-to-Date
Securities, General Revenue Account	0.47%	3.56%
Securities, Agency Directed Langston University	3.67%	21.04%
Benchmark Merrill Lynch, US 1 Year T-Bill	0.37%	4.01%

Analysis by Northern Trust Company

Represents dollar-weighted and time-weighted rates of return



Office of the State Treasurer
General Revenue Fund, 36 Month Investable Base (Billions)
March 31, 2024





Office of the State Treasurer
 Banking, Custody, and other Fees
 March 31, 2024

Depository Bank	Tax ID Number	City	State	Amount
BancFirst	73-1332918	OKC	Oklahoma	89
Central Service Bank	73-0783952	Enid	Oklahoma	28
Federal Reserve Bank	44-0545874	Kansas City	Kansas	1,478
First Bank & Trust	73-0541333	Broken Bow	Oklahoma	18
JP Morgan/Chase, Okla., NA	73-0777610	OKC	Oklahoma	34,917
The Bank N.A.	73-0344910	McAlester	Oklahoma	5
Total				36,535

Money Market Mutual Funds

The State Treasurer participates in the following money market mutual funds. The funds managers are compensated for certain operating expenses by deducting a fee from the gross interest earnings.

Fund Manager	Tax ID	Annualized fee	Amount
Invesco	76-0574220	0.180%	34,441
JPMorgan Securities	23-2694160	0.180%	80,460
Goldman Sachs	06-1287410	0.110%	23,753
BOSC Inc	73-1275307	0.070%	15,116

Note: Pursuant to Oklahoma State Statute Title 62, Section 89.7, all known fees are to be reported. The money market mutual fund fees reported are shown at the contracted rate.

Securities Lending Program

The State Treasurer participates in a securities lending program with Northern Trust Company acting as lending agent. Northern Trust retains 20% of the revenues generated as compensation for services, their share for the month(lag 1 month) was \$ 14,728. Pursuant to Oklahoma State Statute Title 62 Section 90, the State Treasurer retains the first \$450,000 of security lending revenue in a revolving fund. These funds are used to pay custody and other banking fees. Any revenue not needed for this purpose is deposited to the General Fund.

Northern Trust Custody Fees

Pursuant to custodial contract with Northern Trust Company, custody fees are paid quarterly. Fees paid to Northern Trust Company for the first two quarters total to 22,500.



OKLAHOMA
State Treasurer

AGENCY-DIRECTED INVESTMENTS

March 2024

Treasurer's Mission Statement

The mission of the Office of the State Treasurer is to serve the people of Oklahoma by providing sound banking and investment services, reuniting individuals and businesses with their unclaimed property, and promoting economic opportunities in a fiscally responsible and efficient manner while adhering to the highest professional and ethical standards.



Office of the State Treasurer
 Agency Directed Investments
 March 31, 2024

Issuer	Face Amount/Shares	Market Value	Book Value	% of Portfolio
ARPA Funding				
JPMorgan MM	1,274,534,970	1,274,534,970	1,274,534,970	0.93
US Agency Bonds	25,000,000	24,887,892	24,978,457	0.02
US Treasury	75,000,000	74,779,607	74,950,873	0.05
Total, ARPA Funding	1,374,534,970	1,374,202,469	1,374,464,300	1.00
Langston - Agency Directed				
Fundamental Investors Inc A	16,499	1,311,984	371,159	0.33
Investment Co of America A	16,849	935,096	371,249	0.33
Washington Mutual Fund A	17,404	1,082,910	371,269	0.34
Northern Trust - Agency Fund	3,343	3,343	3,343	0.00
Total / Average	54,095	3,333,333	1,117,020	1.00
Report Total	1,374,589,065	1,377,535,802	1,375,581,320	



Office of the State Treasurer
State Agency Directed by Broker
March 31, 2024

Broker

Tax ID

Purchases at Cost

Sales at Cost

No activity



Office of the State Treasurer
State Agency Directed by Security Type
March 31, 2024

Broker

Tax ID

Purchases at Cost

Sales at Cost

No activity



Office of the State Treasurer
 Assets Under Management
 March 31, 2024

Interest rate is net of 1.25 bp management fee

Account	Class Funding	Agency	Interest Rate	Days to Maturity	Market Value
2109002	8090B	OMES- Risk Mgmt Revolving Fund ASA	3.1005	1	82,779,679
2118506	8185F	Corporation Commission	3.1005	1	26,184,285
2137001	8370A	OIFA	3.1005	1	9,352,637
2138503	8385C	Oklahoma Insurance Department	3.1005	1	2,850,147
2139101	8391A	Multiple Injury Trust Fund	3.1005	1	26,945,990
2141001	8410A	Commissioners of the Land Office	3.1005	1	119,143,965
2142001	8420A	Langston University	3.1005	1	11,592,741
2143500	79901	Oklahoma Lottery Commission	3.1005	1	12,898,940
2143501	8435A	Oklahoma Lottery Commission	3.1005	1	6,839,987
2147704	8477D	Oklahoma Bureau of Narcotics	3.1005	1	16,236,498
2151500	79901	OPERS	3.1005	1	2,559,363
2151501	8515A	OPERS	3.1005	1	305,342
2151502	8515B	OPERS	3.1005	1	1,023,119
2151503	8515C	OPERS	3.1005	1	90,560
2151504	8515D	OPERS	3.1005	1	2,158,593
2151505	8515E	OPERS	3.1005	1	44,600
2151506	8515F	OPERS	3.1005	1	167,812
2151507	8515G	OPERS	3.1005	1	1,568,243
2151508	8515H	OPERS	3.1005	1	335,730
2153001	8530A	Panhandle State University	3.1005	1	2,189,721
2155701	8557A	OK Police Pension	3.1005	1	10,104,423
2169502	8695B	Tax Commission	3.1005	1	475,120,261
2169505	8695E	Tax Commission	3.1005	1	13,140
2169520	8695T	Tax Commission	3.1005	1	(744,839)
2169521	8695U	Tax Commission	3.1005	1	90,134,909
2174007	8740G	State Treasurer	3.1005	1	1,380,805
2183006	8830F	DHS - CSED	3.1005	1	20,913,625
7200039	20000	Oklahoma Boll Weevil Eradication	3.1005	1	3,997,344
7200131	79901	Department of Corrections	3.1005	1	18,325,813
7200320	20000	Department of Wildlife	3.1005	1	4,100,435
7200359	20000	OERB	3.1005	1	20,683,962
7200370	20000	OIFA	3.1005	1	1,058,320
7200391	20000	Multiple Injury Trust Fund	3.1005	1	130,644
7200410	20000	Commissioners of the Land Office	3.1005	1	1,546,043
7200435	20000	Oklahoma Lottery Commission	3.1005	1	33,427,792
7200515	20000	OPERS	3.1005	1	345,361
7200557	20000	Oklahoma Police Pension	3.1005	1	20,175
7200588	20000	Real Estate Commission	3.1005	1	3,776,497
7200830	20000	Department of Human Services	3.1005	1	119,465
7201825	20100	University Hospitals Authority	3.1005	1	3,346,712
7205090	20500	OMES Risk Management Division/DSC	3.1005	1	84,269,304
7205131	79901	Department of Corrections	3.1005	1	1,246,347
7205204	20500	JM Davis Arms & Historical Museum	3.1005	1	20,615



Office of the State Treasurer
 Assets Under Management
 March 31, 2024

Interest rate is net of 1.25 bp management fee

Account	Class Funding	Agency	Interest Rate	Days to Maturity	Market Value
7205320	20500	Department of Wildlife	3.1005	1	1,377,743
7205359	20500	Sustaining OK Energy Resources	3.1005	1	7,682,450
7205435	20500	Oklahoma Lottery Commission	3.1005	1	230,213
7205515	20500	OPERS	3.1005	1	246,556
7205563	20500	OK Bd for Private Vocational Schools	3.1005	1	262,631
7205630	20500	Oklahoma Department of Securities	3.1005	1	1,663,577
7205807	20500	Oklahoma Health Care Authority	3.1005	1	2,331,275
7210270	21000	State Election Board	3.1005	1	1,482,686
7210320	21000	Department of Wildlife	3.1005	1	6,321,433
7210350	21000	Oklahoma Historical Society	3.1005	1	31
7210400	21000	Office of Juvenile Affairs	3.1005	1	2,392
7210410	21000	Commissioners of the Land Office	3.1005	1	5,703,474
7210515	21000	OPERS	3.1005	1	878,610
7210570	21000	State Board of Licensure for Professional Engineers & Land	3.1005	1	283,295
7210588	21000	Real Estate Commission	3.1005	1	356,158
7215270	21500	State of Oklahoma Election Board - HAVA	3.1005	1	8,514,665
7215320	21500	Department of Wildlife	3.1005	1	4,570,287
7215566	21500	Tourism & Recreation Department	3.1005	1	6,282,583
7215585	21500	Department of Public Safety	3.1005	1	2,899,213
7215670	21500	JD McCarty Center	3.1005	1	831,142
7215825	215000	University Hospitals Authority	3.1005	1	1,866,283
7216805	21600	Department of Rehabilitation Services	3.1005	1	1,067,322
7220320	22000	Dept of Wildlife Conservation	3.1005	1	7,134,503
7220570	22000	OSB of Licensure for Professional Engineers and Land Surve	3.1005	1	293,348
7220585	22000	Department of Public Safety	3.1005	1	5,343,317
7220830	22000	Department of Human Services	3.1005	1	10,304
7225040	22500	Department of Agriculture	3.1005	1	167,853
7225830	22500	Department of Human Services	3.1005	1	120,420
7230220	23000	Oklahoma Crime Victims Compensation	3.1005	1	2,312,473
7230345	23000	Department of Transportation	3.1005	1	8,108,690
7230695	23000	Tax Commission	3.1005	1	1,805,982
7230807	23000	Health Care Authority	3.1005	1	323,657
7235605	23500	Regents for Higher Education	3.1005	1	6,277,442
7240807	24000	Health Care Authority	3.1005	1	18,982,799
7240830	24000	Oklahoma Human Services	3.1005	1	15,060,196
7244090	24400	OMES Dept of Central Services	3.1005	1	551,412
7245807	24500	Health Care Authority	3.1005	1	1,969,541
7255090	25500	Department of Central Services	3.1005	1	1,971,239
7255585	25500	Oklahoma Dept of Public Safety	3.1005	1	211,458
7260090	26000	OMES Risk Management Division	3.1005	1	6,133,613
7265090	26500	OMES- Risk Mgmt	3.1005	1	26,729
7275740	27500	OST - SEED	3.1005	1	1,494
7280090	28000	OMES DCS Property Distribution	3.1005	1	547,031



Office of the State Treasurer
 Assets Under Management
 March 31, 2024

Interest rate is net of 1.25 bp management fee

Account	Class Funding	Agency	Interest Rate	Days to Maturity	Market Value
7280131	79901	Department of Corrections	3.1005	1	9,233,160
7280345	28000	Department of Transportation	3.1005	1	6,521
7285345	28500	Department of Transportation	3.1005	1	176,698,226
7295090	27000	Emergency & Transportation	3.1005	1	10,401,985
7296150	29600	University of Science & Arts	3.1005	1	44
7303000	30300	Tobacco Litigation Escrow Fund	3.1005	1	31,676
7360566	36000	Tourism & Recreation Department	3.1005	1	6,511,452
7403292	40300	Oklahoma Department of Environmental Quality	3.1005	1	1,002,049
7405220	40500	District Attorneys Council	3.1005	1	2,334,885
7408105	40800	OCIA	3.1005	1	2,391
7409105	40900	OCIA - NACEA Revenue Series 2018B	3.1005	1	178
7411105	41100	OCIA - Capitol Repair Revenue Series 2018C	3.1005	1	730
7412105	41200	OCIA	3.1005	1	3,984
7416000	41600	OSF - Oil Overcharge	3.1005	1	307,819
7416105	41600	OCIA - DOC Revenue Series 2018D	3.1005	1	4,383
7416160	41600	Department of Commerce	3.1005	1	3,238,385
7419105	41900	OCIA	3.1005	1	2,272,705
7420105	42000	OCIA - Construction Series 2019A	3.1005	1	109,596
7424105	42400	OCIA - Revenue Series 2019A	3.1005	1	719
7426000	42600	OSF - Oil Overcharge	3.1005	1	2,571,986
7426160	42600	Department of Commerce	3.1005	1	17,050,808
7428105	42800	OCIA Endowed Chairs Fund	3.1005	1	4,331
7430010	43000	Oklahoma State University	3.1005	1	3,487,107
7430011	43000	Oklahoma State University	3.1005	1	3,770,902
7430012	43000	Oklahoma State University	3.1005	1	3,644,975
7430013	43000	Oklahoma State University	3.1005	1	3,064,198
7430014	43000	Oklahoma State University	3.1005	1	3,154,571
7430015	43000	Oklahoma State University	3.1005	1	3,568,622
7430016	43000	Oklahoma State University	3.1005	1	45,434
7430100	43000	Cameron University	3.1005	1	1,054,078
7430420	43000	Langston University	3.1005	1	197,424
7430461	43000	Rogers State College	3.1005	1	2,014,941
7430505	43000	Northwestern Oklahoma State University	3.1005	1	468,738
7430530	60000	Panhandle State University	3.1005	1	11,050
7430665	43000	Southwestern Oklahoma State University	3.1005	1	2,326,398
7430760	43000	University of Oklahoma	3.1005	1	57,658,674
7430770	43000	OUHSC	3.1005	1	102,712,643
7430773	43000	Oklahoma State University	3.1005	1	3,051,496
7434105	43400	OCIA	3.1005	1	361
7436000	43600	OSF - Oil Overcharge	3.1005	1	2,821
7436105	43600	OCIA	3.1005	1	1,019
7437105	43700	OCIA	3.1005	1	623,324
7438105	43800	OCIA	3.1005	1	669



Office of the State Treasurer
 Assets Under Management
 March 31, 2024

Interest rate is net of 1.25 bp management fee

Account	Class Funding	Agency	Interest Rate	Days to Maturity	Market Value
7439105	43900	OCIA Series 2020A Rev Fund	3.1005	1	4,675
7442105	44200	OCIA	3.1005	1	3,453
7443105	44300	OCIA	3.1005	1	421,391
7444105	44400	OCIA 2017C Series	3.1005	1	413
7444835	44400	Water Resources Board	3.1005	1	11,883,900
7445105	44500	OCIA - 2017B Capitol Repair 2 Revenue	3.1005	1	1,340
7445835	44500	Water Resources Board	3.1005	1	6,260,542
7447105	44700	2017A Revenue Fund	3.1005	1	791
7450105	45000	OCIA Series 2020B	3.1005	1	2,620
7452105	45200	OCIA Series 2020D	3.1005	1	83,740
7453105	45300	OCIA Series 2020D	3.1005	1	1,552,817
7454105	45400	OCIA Series 2020E	3.1005	1	1,100
7455105	45500	OCIA	3.1005	1	591
7455160	45500	Department of Commerce	3.1005	1	336,379
7458105	45800	OCIA Series 2020C	3.1005	1	1,458
7459105	45900	OCIA Endowed Chairs 2021	3.1005	1	3,715
7460100	46000	Cameron University	3.1005	1	3,287
7461105	46100	OCIA (TIFIA/ODOT 2022)	3.1005	1	634
7463105	46300	OCIA (Conservation-2022A)	3.1005	1	18,214,098
7464105	46400	OCIA	3.1005	1	18,009
7465105	46500	OCIA (Conservation-2022A)	3.1005	1	575
7466105	46600	OCIA (National Guard Museum 2022B)	3.1005	1	43,885,253
7467105	46700	OCIA (National Guard Museum 2022B)	3.1005	1	1,648
7468105	46800	OCIA ODVA-2022C	3.1005	1	29,194,958
7469105	46900	OCIA ODVA-2022C	3.1005	1	555
7470010	47000	Oklahoma State University Capital Bond Project	3.1005	1	697,869
7471835	47100	Water Resources Board	3.1005	1	1,432,017
7472835	47200	Water Resources Board	3.1005	1	56,395,043
7473835	47300	Water Resources Board	3.1005	1	107,754,880
7475750	47500	Tulsa Community College	3.1005	1	6,329
7475770	47500	OUHSC	3.1005	1	44,238,963
7479105	47900	OCIA	3.1005	1	3,615
7480105	48000	OCIA	3.1005	1	1,109
7481105	48500	OCIA	3.1005	1	562,065,814
7485010	48500	OKLAHOMA STATE UNIVERSITY	3.1005	1	56,115
7488010	48800	OKLAHOMA STATE UNIVERSITY	3.1005	1	3,978,431
7488105	48800	OCIA	3.1005	1	20,893
7490010	49000	Oklahoma State University	3.1005	1	50,407
7490013	49000	Oklahoma State University	3.1005	1	22,864
7490015	49000	Oklahoma State University	3.1005	1	1,461
7490270	49000	Oklahoma State Election Board	3.1005	1	19
7490760	49000	University of Oklahoma	3.1005	1	897,576
7490773	49000	Oklahoma State University	3.1005	1	59,178



Office of the State Treasurer
 Assets Under Management
 March 31, 2024

Interest rate is net of 1.25 bp management fee

Account	Class Funding	Agency	Interest Rate	Days to Maturity	Market Value
7491220	49100	District Attorneys Council	3.1005	1	275,726
7497085	49700	Broadband	3.1005	1	1,079,021
7497835	49700	Water Resources Board	3.1005	1	23,339,450
7513410	8410A	Commissioners of the Land Office	3.1005	1	90,721
7514410	8410A	Commissioners of the Land Office	3.1005	1	1,389,981
7600010	60000	Oklahoma State University	3.1005	1	6,599,735
7600100	60000	Cameron University	3.1005	1	1,246,316
7600120	60000	University of Central Oklahoma	3.1005	1	5,467,368
7600150	60000	University of Science & Arts	3.1005	1	325,794
7600230	60000	East Central University	3.1005	1	1,473,936
7600420	60000	Langston University	3.1005	1	1,943,347
7600485	60000	Northeastern State University	3.1005	1	1,900,464
7600490	60000	Northern Oklahoma College	3.1005	1	541,076
7600505	60000	Northwestern Oklahoma State University	3.1005	1	1,502,670
7600530	60000	Panhandle State University	3.1005	1	286,366
7600660	60000	Southeastern Oklahoma State University	3.1005	1	276,378
7600665	60000	Southwestern Oklahoma State University	3.1005	1	3,958,192
7600760	60000	University of Oklahoma	3.1005	1	6,425,555
7650010	65000	Oklahoma State University	3.1005	1	3,793,417
7650100	65000	Cameron University	3.1005	1	655,002
7650120	65000	University of Central Oklahoma	3.1005	1	2,763,269
7650150	65000	University of Science & Arts	3.1005	1	256,583
7650230	65000	East Central University	3.1005	1	1,142,547
7650420	65000	Langston University	3.1005	1	1,216,397
7650485	65000	Northeastern State University	3.1005	1	679,782
7650490	65000	Northern Oklahoma College	3.1005	1	2,619,798
7650505	65000	Northwestern Oklahoma State University	3.1005	1	813,477
7650530	65000	Panhandle State University	3.1005	1	173,738
7650660	65000	Southeastern Oklahoma State University	3.1005	1	408,799
7650665	65000	Southwestern Oklahoma State University	3.1005	1	1,047,597
7650760	65000	University of Oklahoma	3.1005	1	2,306,084
7700040	70000	Department of Agriculture	3.1005	1	11,595,338
7700041	70000	Western Oklahoma State College	3.1005	1	129,073
7700131	79901	Department of Corrections	3.1005	1	29,257,203
7700240	70000	Eastern Oklahoma State College	3.1005	1	1,128,458
7700461	70000	Rogers State College	3.1005	1	12,976,466
7700490	70000	Northern Oklahoma College	3.1005	1	5,958,347
7700606	70000	Ardmore Higher Education Center	3.1005	1	0
7700633	70000	Oklahoma City Community College	3.1005	1	8,835,807
7700660	70000	Southeastern Oklahoma State University	3.1005	1	1,989,273.13
7700760	70000	University of Oklahoma	3.1005	1	170,260,586
7700830	70000	Department of Human Services	3.1005	1	866,422
7701010	70100	Oklahoma State University	3.1005	1	11,147,184



Office of the State Treasurer
 Assets Under Management
 March 31, 2024

Interest rate is net of 1.25 bp management fee

Account	Class Funding	Agency	Interest Rate	Days to Maturity	Market Value
7701150	70100	University of Science & Arts	3.1005	1	4,133,711
7701165	70100	Connors State College	3.1005	1	785,081
7701400	70100	Office of Juvenile Affairs	3.1005	1	4,141
7701480	70100	Northeasten Oklahoma A&M College	3.1005	1	449,613
7701530	70100	Panhandle State University	3.1005	1	126,298
7701605	70100	Regents for Higher Education	3.1005	1	35,035,891
7701650	70100	Department of Veteran Affairs	3.1005	1	678,020
7701770	70100	OUHSC	3.1005	1	412,561,329
7701805	70100	Department of Rehabilitation Services	3.1005	1	200,867
7701865	70100	OK Workers' Comp Commission	3.1005	1	5,337,537
7702120	70200	University of Central Oklahoma	3.1005	1	16,034,434
7702650	70200	Department of Veteran Affairs	3.1005	1	528,385
7703650	70300	Department of Veteran Affairs	3.1005	1	500,153
7704120	70400	University of Central Oklahoma	3.1005	1	3,420,198
7704650	70400	Department of Veteran Affairs	3.1005	1	1,062,961
7704865	70400	OK Workers' Comp Commission	3.1005	1	47,719
7705505	70500	Northwestern Oklahoma State University	3.1005	1	3,119,027
7705650	70500	Department of Veteran Affairs	3.1005	1	1,655,674
7705675	70500	Self Insurance Guaranty Fund	3.1005	1	2,256,365
7705865	70500	OK Workers' Comp Commission	3.1005	1	45,116
7706452	70600	Community Mental Health Center Rep Payee Account	3.1005	1	8,865
7706650	70600	Department of Veteran Affairs	3.1005	1	78,106
7706750	70600	Tulsa Community College	3.1005	1	4,870,953
7706865	70600	OK Workers' Comp Commission	3.1005	1	185,309
7707452	70700	Central Oklahoma CMHC Rep Payee Account	3.1005	1	54,544
7707585	70700	Department of Public Safety	3.1005	1	8,659,096
7707605	70700	Regents for Higher Education	3.1005	1	18,941,806
7707650	70700	Department of Veteran Affairs	3.1005	1	419,044
7707865	70700	OK Workers' Comp Commission	3.1005	1	255,157
7708108	70800	Carl Albert State College	3.1005	1	9,644,941
7708605	70800	Regents for Higher Education	3.1005	1	1,072,868
7709605	70900	Regents for Higher Education	3.1005	1	5,747,243
7710350	71000	Oklahoma Historical Society	3.1005	1	1,364,207
7710452	71000	Oklahoma Department of Mental Health	3.1005	1	1,652,770
7710605	71000	Regents for Higher Education	3.1005	1	5,270,513
7711185	8740G	Corporation Commission	3.1005	1	72,885,980
7711420	71100	Langston University	3.1005	1	180,672
7711452	71100	Griffin Memorial Hospital Rep Payee	3.1005	1	33,761
7711605	71100	Regents for Higher Education	3.1005	1	778,480
7712605	71200	Regents for Higher Education	3.1005	1	120,538
7713605	71300	Regents for Higher Education	3.1005	1	38,396,990
7714452	71400	Northwest Center for Behavioral Health	3.1005	1	50,729
7714605	71400	Regents for Higher Education	3.1005	1	16,922,997



Office of the State Treasurer
 Assets Under Management
 March 31, 2024

Interest rate is net of 1.25 bp management fee

Account	Class Funding	Agency	Interest Rate	Days to Maturity	Market Value
7715605	71500	Regents for Higher Education	3.1005	1	2,496,878
7718605	71800	Regents for Higher Education	3.1005	1	13,601,254
7719605	71900	Regents for Higher Education	3.1005	1	41,967
7723623	72300	Seminole State College	3.1005	1	361,786
7725100	72500	Cameron University	3.1005	1	839,246
7730230	73000	East Central University	3.1005	1	2,380,430
7730830	73000	Department of Human Services	3.1005	1	274,818
7740605	74000	Regents for Higher Education	3.1005	1	2,699,230
7741241	74100	Redlands Community College	3.1005	1	2,525,305
7745605	74500	Regents for Higher Education	3.1005	1	275,109
7747470	74700	Murray State College	3.1005	1	2,239,126
7750350	75000	Oklahoma Historical Society	3.1005	1	222,601
7750531	75000	Rose State College	3.1005	1	16,125,582
7751485	75100	Northeastern State University	3.1005	1	10,120,684
7752485	75200	Northeastern State University	3.1005	1	3,228,332
7765665	76500	Southwestern Oklahoma State University	3.1005	1	5,862,344
7790041	79000	Western Oklahoma State College	3.1005	1	27
7790470	79000	Murray State College	3.1005	1	1
7790490	79000	Northern Oklahoma College	3.1005	1	1,512
7805370	80500	OIFA	3.1005	1	113
7851740	85100	OCIA	3.1005	1	10,062,865
7854740	85400	OCIA Endowed Chair Fund 2010	3.1005	1	6,991,661
7862740	86200	OCIA 2013	3.1005	1	797,804
7910467	91000	OSF Escrow Fund	3.1005	1	192,479
7920605	92000	Regents for Higher Education	3.1005	1	38,272,105
State Agency, Investable Base					3,668,354,694
State of Oklahoma, Investable Base					11,903,392,718
Assets Under Management					15,571,747,412