

Treasurer Todd Russ



OKLAHOMA
State Treasurer

TREASURER'S INVESTMENTS

February 2024

Treasurer's Mission Statement

The mission of the Office of the State Treasurer is to serve the people of Oklahoma by providing sound banking and investment services, reuniting individuals and businesses with their unclaimed property, and promoting economic opportunities in a fiscally responsible and efficient manner while adhering to the highest professional and ethical standards.



OKLAHOMA State Treasurer Todd Russ

Investment Report

February 2024

PORTFOLIO PERFORMANCE, DIVERSIFICATION AND STRATEGY

February portfolio yielded **3.13%**, up from **2.11%** last year, with a weighted average maturity of 989 days.

Total assets under management of **\$15.9 billion**, up \$1.6 billion in comparison to February 2023.

Total portfolio contained **68% in U.S. Treasurys, approximately 7% in U.S. government agencies, 16% in mortgage-backed securities, 8% in money market mutual funds, 0.3% in certificates of deposit, and 0.6% in state bond issues and foreign bonds**, comprising the balance of funds invested.

"Total portfolio yields are lower than current yields due to the laddered structure of the investments over a 3 year average. Yields will continue to grow as the portfolio sheds the older investments and takes on the influence of the new rate range." STATE TREASURER

PORTFOLIO	UTILIZATION	INVESTMENT OPPORTUNITIES	DIVERSIFICATION
Seek safety, liquidity and return on investment, in that order	Laddered bond maturities and buy-and-hold	Market observation, maximizing income within investment parameters and rising interest rates	Sound strategy keeping with the state's statutory investment objectives

TOTAL FUNDS INVESTED Available market value investment funds, including State Treasurer investments at **\$12,271,507,318**. State Agency balances in OK Invest of **\$3,589,328,644**, for a total of **\$15,860,835,962**.

MARKET CONDITIONS February ended with gains across the board for US Treasury rates. The 10-year treasury closed out February up **0.34%** to **4.25%**. The 2-year treasury jumped **0.41%** to **4.62%**. The 30-year treasury rose **0.21%** over the month to a rate of **4.38%**.

	S&P	Dow	Nasdaq
For the month	5.17%	2.2%	6.12%
For the year	6.84%	3.47%	7.2%

February continued the theme of record-setting growth seen lately in the stock market. The market took a bit of a hit on Feb. 13, due to the consumer price index (CPI) coming in **hotter than expected**. However, the Fed's preferred measure of inflation, the **PCE** (personal consumptions expenditures) **index met expectations, boosting the market upon its Feb. 29 release**. The Nasdaq reached its highest close since November 2021, up **6.12%** for the month. The S&P finished the month up **5.17%** and the Dow **2.22%**, marking one of the strongest Februarys in recent history, with Forbes reporting **"The S&P and Nasdaq each notched their best February returns since 2015, while the Dow had its best February since 2021."**

Since the Federal Reserve's meeting on Jan. 31, we've seen no signs of optimism regarding May rate cuts. The federal funds rate is currently at **5.25%-5.5%**, where it has sat since July 2023. With the CPI increasing **3.1%** year-on-year as of January, May rate cuts are not very likely. An annualized CPI increase of **2.9%** was projected for January. Breaking the **3%** mark would be a strong sign inflation is cooling and heading toward the Fed's **2%** target.

The Wall Street Journal says, "Interest-rate futures, which before Tuesday's report implied the central bank would probably begin cutting rates by its May meeting, now suggest a June start date is more likely."

ECONOMIC DEVELOPMENTS The unemployment rate for February increased to **3.9%**, up from **3.7%** in January. Total nonfarm payroll increased by **275,000**, compared to January's downwardly revised increase of 229,000.

The CPI increased **0.4%** in February. This is compared to January's **0.3%** increase. Over the last 12 months, the index has risen **3.2%**. This figure is higher than January's **3.1%** year-over-year increase, and economists' expectations of **3.1%**. Shelter once again rose, coming in at a **0.4%** increase for the month. Energy is up **2.3%**, after January's **0.9%** decrease. The Associated Press says "Despite February's elevated figures, most economists expect inflation to continue slowly declining this year. At the same time, the uptick last month may underscore the Fed's cautious approach toward interest rate cuts." Core CPI, which excludes energy and food prices, increased **0.4%** in February, the same as January's increase. The producer price index (PPI) increased by a seasonally adjusted **0.6%** for the month of February, well above the Dow Jones estimate of **0.3%**. "On the services side the increase was **0.3%**," says United Press International News.

Retail sales fell by **0.8%** in January, ending the theme of growth that was seen from a downwardly revised **0.4%** increase in December. The sales control group, which excludes autos and gas, building materials, and food service, dropped by **0.4%**. The weak report can partly be attributed to poor weather conditions and the end of holiday shopping.

February saw the number of homes actively for sale grow by **14.8%** compared to the same time last year. January's year-over-year increase was **7.9%**. While inventory increased the last 4 months, it's still down **39.6%** compared to 2017–2019. Growth in the **\$200,000 - \$350,000** range increased faster than all other price categories, rising **20.6%** compared to last year.

The second estimate for fourth quarter 2023 real gross domestic product (GDP) showed a downwardly revised increase of **3.2%**, compared to the first estimate of **3.3%**. GDP grew at a **4.9%** rate in the third quarter of 2023 and gained **2.5%** for the year. This **2.5%** figure is greater than the **1.8%** that Federal Reserve officials consider to be non-inflationary growth.

U.S. Labor Department reports, "Job gains occurred in health care, in government, in food services and drinking places, in social assistance, and in transportation and warehousing."

According to Bureau of Labor Statistics, "Nearly two-thirds of that Producer Price Index increase was due to goods prices, which rose 1.2%, according to the BLS. On the services side the increase was 0.3%."

According to the Associated Press, "Excluding sales at auto dealerships and gas stations, sales were down 0.5% for the month. The decline was bigger than the 0.1% drop that economists projected and marked the lowest monthly figure since March of last year."

According to Realtor.com, "Home shoppers will have more choice than in recent years heading into the spring homebuying season, and in particular more choice of lower-priced homes compared to last year, but inventory is still not as plentiful as in years past."

According to the Bureau of Economic Analysis, "The update primarily reflected a downward revision to private inventory investment that was partly offset by upward revisions to state and local government spending and consumer spending."

COLLATERALIZATION All funds under the control of this office requiring collateralization were secured at rates ranging from 100% to 110%, depending on the type of investment.

PAYMENTS, FEES, AND COMMISSIONS Securities were purchased or sold utilizing competitive bidding. Bank fees and money market mutual fund operating expenses are detailed in the attached pages, as is the earnings split between the State Treasurer and the master custodian bank on securities lending income.

Best regards,



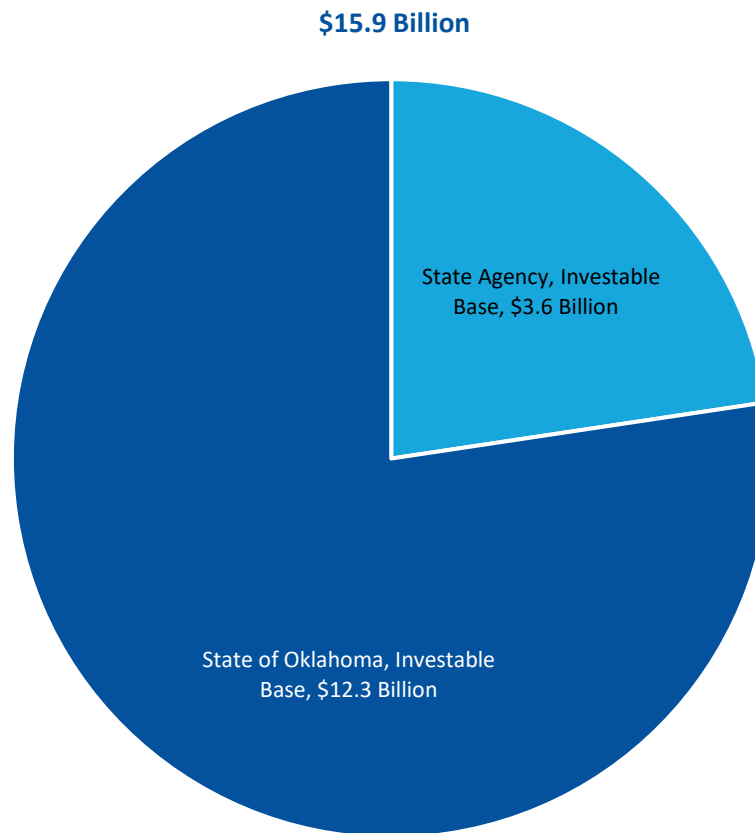
TODD RUSS
STATE TREASURER

CC: The Honorable *Kevin Stitt*, Governor
The Honorable *Charles McCall*, Speaker of the House
The Honorable *Greg Treat*, President Pro Tempore
The Honorable *Gentner Drummond*, Attorney General
The Honorable *Cindy Byrd*, State Auditor and Inspector



OKLAHOMA
State Treasurer

Office of the State Treasurer
Distribution of Assets Under Management
February 29, 2024





Office of the State Treasurer
 Portfolio Composition
 February 29, 2024

Asset Category	Face Amount/ Shares	Market Value	Book Value	% of Portfolio	YTM @ Cost	Weighted Average Maturity
Certificate of Deposit	41,124,000	41,124,000	41,124,000	0.3	5.48%	47
Foreign Bonds	62,500,000	62,236,906	62,500,000	0.4	4.15%	577
Money Market - Mutual Funds	1,232,937,131	1,232,937,131	1,232,937,131	7.5	5.21%	1
State Bond Issues	30,000,000	30,000,000	30,000,000	0.2	5.77%	946
US Agency - MBS	2,698,760,695	2,393,698,731	2,720,301,389	16.6	1.88%	2,244
US Agency Bonds	1,136,425,000	1,107,148,658	1,134,011,046	6.9	1.72%	320
US Treasury Bonds / Notes	11,500,000,000	10,993,690,536	11,174,723,618	68.1	3.33%	867
Total / Average	16,701,746,826	15,860,835,962	16,395,597,184	100.0	3.13%	989

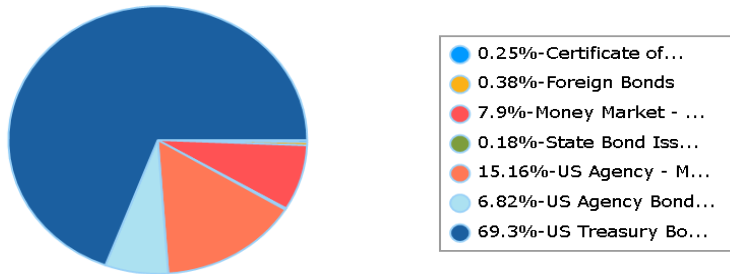


Office of the State Treasurer
 Distribution by Asset Category - Market Value
 Report Group: Monthly Investment Report

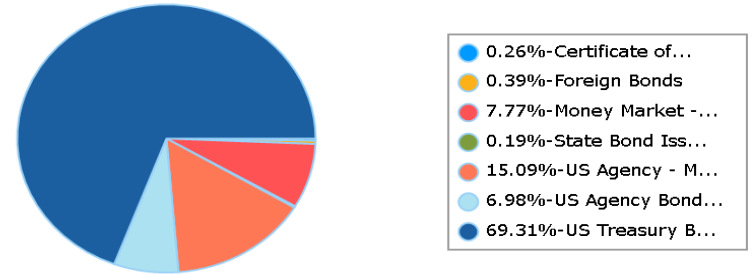
Begin Date: 1/31/2024, End Date: 2/29/2024

Asset Category	Market Value 1/31/2024	% of Portfolio 1/31/2024	Market Value 2/29/2024	% of Portfolio 2/29/2024
Certificate of Deposit	41,124,000	0.3	41,124,000	0.3
Foreign Bonds	62,242,019	0.4	62,236,906	0.4
Money Market - Mutual Funds	1,283,613,057	7.9	1,232,937,131	7.8
State Bond Issues	30,000,000	0.2	30,000,000	0.2
US Agency - MBS	2,461,951,667	15.1	2,393,698,731	15.1
US Agency Bonds	1,107,883,569	6.8	1,107,148,658	6.9
US Treasury Bonds / Notes	11,256,091,270	69.3	10,993,690,536	69.3
Total / Average	16,242,905,582	100.0	15,860,835,962	100.0

Portfolio Holdings as of 1/31/2024



Portfolio Holdings as of 2/29/2024





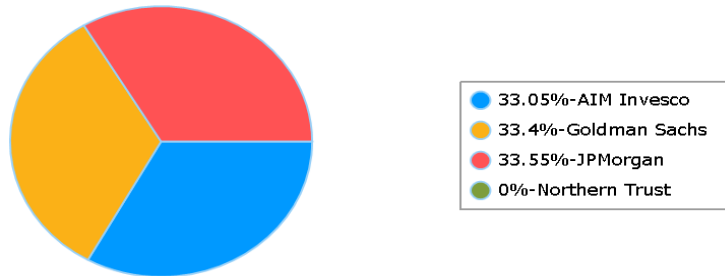
Office of the State Treasurer
 Distribution by Issuer - Market Value
 Report Group: Money Market*

Begin Date: 1/31/2024, End Date: 2/29/2024

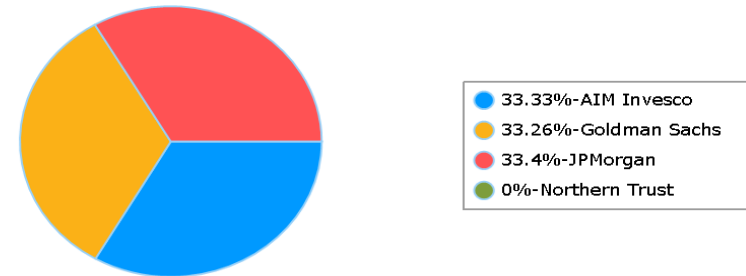
Issuer Allocation

Issuer	Market Value 1/31/2024	% of Portfolio 1/31/2024	Market Value 2/29/2024	% of Portfolio 2/29/2024
AIM Invesco	424,245,976	33.1	410,973,720	33.3
Goldman Sachs	428,722,834	33.4	410,126,354	33.3
JPMorgan	430,623,160	33.5	411,814,203	33.4
Northern Trust	21,087	0.00	22,854	0.00
Total / Average	1,283,613,057	100.0	1,232,937,131	100.0

Portfolio Holdings as of 1/31/2024



Portfolio Holdings as of 2/29/2024



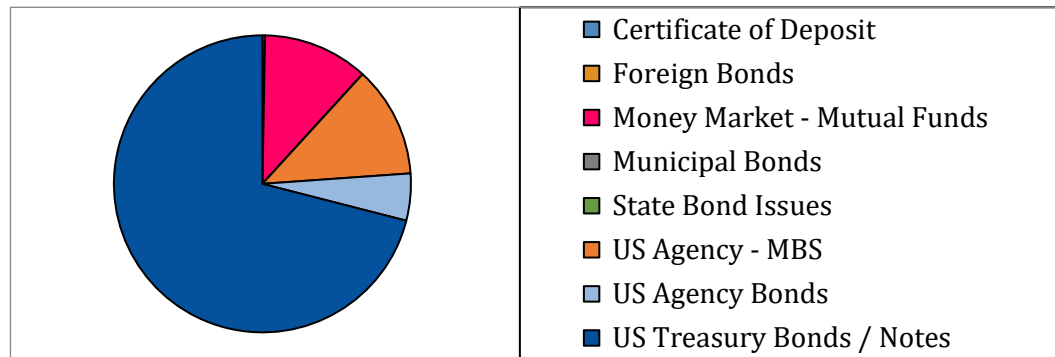
*Money market balances exclude funds from the American Rescue Plan Act (ARPA).



Office of the State Treasurer
 Earnings by Asset Category
 February 29, 2024

Asset Category	YTM @ Cost	Interest Earned Net of Amortization/ Accretion	Realized Gain/Loss	Total Earnings
Certificate of Deposit	5.48%	105,641	-	105,641
Foreign Bonds	4.15%	-	-	-
Money Market - Mutual Funds	5.21%	4,351,668	-	4,351,668
State Bond Issues	5.77%	-	-	-
US Agency - MBS	1.87%	4,772,182	(197,436)	4,574,746
US Agency Bonds	1.72%	1,935,961	-	1,935,961
US Treasury Bonds / Notes	3.32%	26,862,345	-	26,862,345
Link Deposit (not active)		-		-
Total or Average	3.13%	38,027,797	(197,436)	37,830,361

Total Earnings as of 2/29/2024





Office of the State Treasurer
 Investment Activity
 February 29, 2024

Description	CUSIP	Broker/ Dealer	Trade Date	Settlement Date	YTM @ Cost	Par	Principal	Price	Interest	Total
Buy										
No Buy Activity						No Buy Activity				
						0	0	0	0	0
Matured										
T-Bond 0.125 2/15/2024	91282CBM2	Wells Fargo	2/15/2024	2/15/2024	0.000	25,000,000	25,000,000	0	0	25,000,000
T-Bond 0.125 2/15/2024	91282CBM2	UMB Bank	2/15/2024	2/15/2024	0.000	25,000,000	25,000,000	0	0	25,000,000
T-Bond 0.125 2/15/2024	91282CBM2	Hilltop	2/15/2024	2/15/2024	0.000	25,000,000	25,000,000	0	0	25,000,000
T-Bond 0.125 2/15/2024	91282CBM2	Hilltop	2/15/2024	2/15/2024	0.000	25,000,000	25,000,000	0	0	25,000,000
T-Bond 0.125 2/15/2024	91282CBM2	Morgan Stanley	2/15/2024	2/15/2024	0.000	25,000,000	25,000,000	0	0	25,000,000
T-Note 2.125 2/29/2024	912828W48	Hilltop	2/29/2024	2/29/2024	0.000	25,000,000	25,000,000	0	0	25,000,000
T-Note 2.375 2/29/2024	912828G0	UMB Bank	2/29/2024	2/29/2024	0.000	25,000,000	25,000,000	0	0	25,000,000
						175,000,000	175,000,000	0	0	175,000,000
Net Change in Investments						-175,000,000	-175,000,000	0	0	-175,000,000



Office of the State Treasurer
 Transactions by Security Type
 February 29, 2024

Description	CUSIP	Action	Settlement Date	Maturity Date	YTM @ Cost	Par	Principal	Price	Interest	Total
US Treasury Bonds and Notes										
		No Buy Activity								
									No Buy Activity	
						0	0		0	0
							6,519,000			
							Total			6,519,000



Office of the State Treasurer
 Transactions by Broker
 February 29, 2024

Description	CUSIP	Action	Asset Category	Settlement Date	Maturity Date	YTM @ Cost	Par	Principal	Price	Interest	Total
No Buy Activity								No Buy Activity			
							0	0	0	0.00	



Office of the State Treasurer
 Comparison of Actual Earnings to Estimated Earnings
 February 29, 2024

Fiscal Year to Date

Asset Category	Revenues Actual	Revenues Estimate	Variance	Percent	Investable Base - Actual	Investable Base - Est.	Variance	Percent
Certificates of Deposit	1,086,006	1,000,000	86,006	8.60%	31,799,947	32,000,000	(200,053)	-0.63%
Foreign Bonds	0	666,667	-666,667	-100.00%	48,125,920	37,000,000	11,125,920	30.07%
Money Market Mutual Funds	32,266,609	33,333,333	-1,066,724	-3.20%	953,393,046	1,000,000,000	(46,606,954)	-4.66%
State of OK Bonds	1,260,000	666,667	593,333	89.00%	30,000,000	30,000,000	0	0.00%
US Agency - MBS	28,982,715	30,000,000	-1,017,285	-3.39%	1,850,974,933	2,000,000,000	(149,025,067)	-7.45%
US Agency Bonds	11,164,257	13,333,333	-2,169,077	-16.27%	856,124,619	1,500,000,000	(643,875,381)	-42.93%
US Treasury Bonds / Notes	158,422,823	143,666,667	14,756,156	10.27%	8,501,088,853	7,401,000,000	1,100,088,853	14.86%
Total or Average	233,182,409	222,666,667	10,515,742	4.72%	12,271,507,318	12,000,000,000	271,507,318	2.26%

The Treasurer had revised the estimated earnings to the Board of Equalization for Fiscal Year 2024. The amount estimated was \$334,000,000. Year-to-date actual earnings are recorded on a cash basis of accounting.



Office of the State Treasurer
Comparison of Actual Earnings to Estimated Earnings
February 29, 2024

The following page presents market rates of return on the Securities portion of the General Account and the State's aggregated State Agency Accounts. These figures, which are dollar-weighted and time-weighted where appropriate, are calculated using the percentage change in market value (inclusive of accrued income) from the end of the prior month to the end of the reporting month.

To ensure the integrity of data, this information is provided by the Treasurer's custodian bank acting in its capacity as an external third party. As such, performance measurement is presently confined to those investments which are held with the custodian bank Northern Trust Company.

Benchmark data is also provided on the following page.



Office of the State Treasurer
Performance Comparison
February 29, 2024

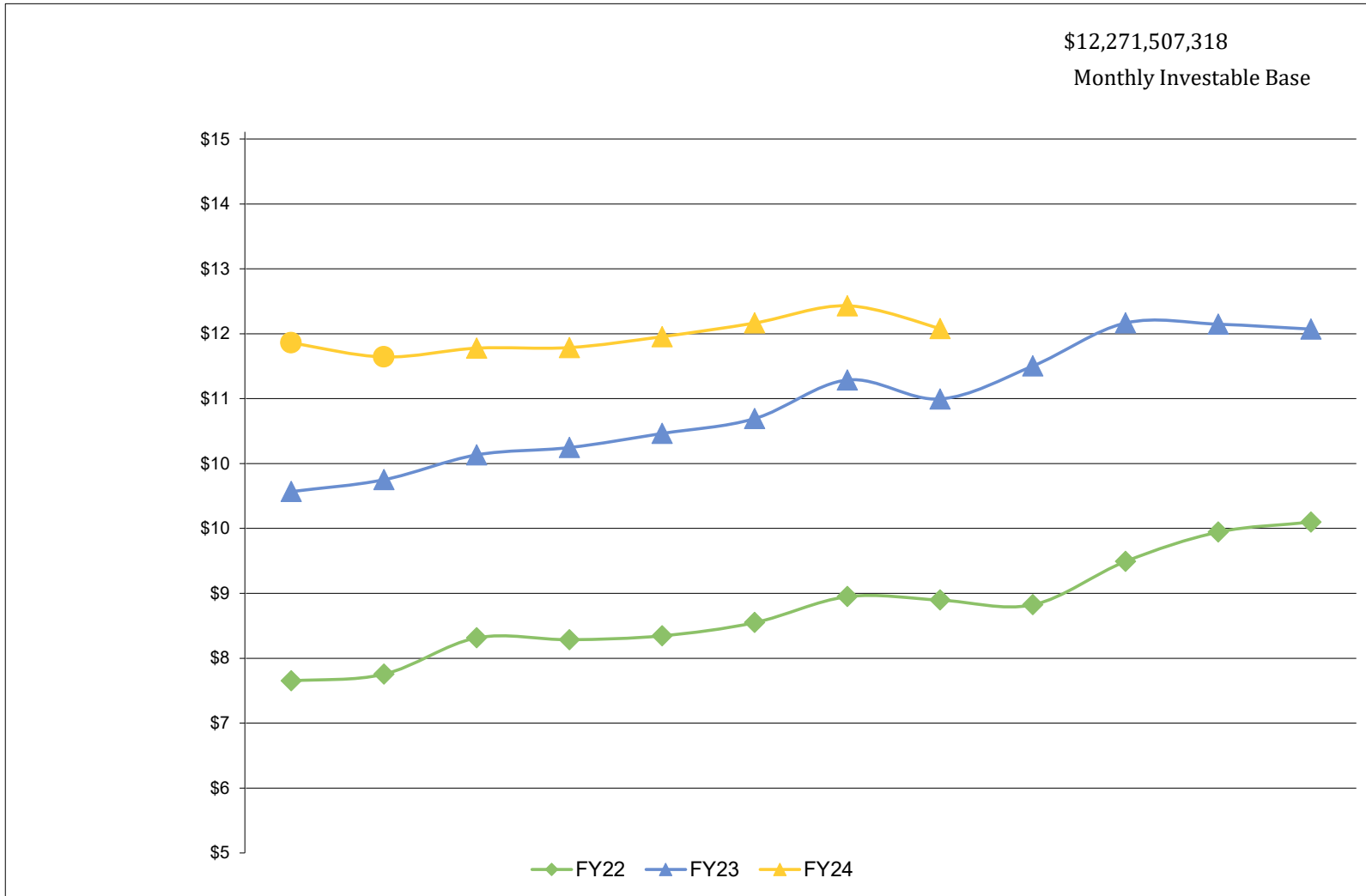
	Current Month	Fiscal Year-to-Date
Securities, General Revenue Account	-0.58%	3.08%
Securities, Agency Directed Langston University	5.10%	16.76%
Benchmark Merrill Lynch, US 1 Year T-Bill	0.10%	3.62%

Analysis by Northern Trust Company

Represents dollar-weighted and time-weighted rates of return



Office of the State Treasurer
General Revenue Fund, 36 Month Investable Base (Billions)
February 29, 2024





Office of the State Treasurer
 Banking, Custody, and other Fees
 February 29, 2024

Depository Bank	Tax ID Number	City	State	Amount
BancFirst	73-1332918	OKC	Oklahoma	86
Bank of America	57-0236115	OKC	Oklahoma	744
Central Service Bank	73-0783952	Enid	Oklahoma	7
Federal Reserve Bank	44-0545874	Kansas City	Kansas	1,414
Intrust Bank	48-0477525	Wichita	Kansas	45
JP Morgan/Chase, Okla., NA	73-0777610	OKC	Oklahoma	35,738
Total				38,034

Money Market Mutual Funds

The State Treasurer participates in the following money market mutual funds. The funds managers are compensated for certain operating expenses by deducting a fee from the gross interest earnings.

Fund Manager	Tax ID	Annualized fee	Amount
Invesco	76-0574220	0.180%	61,429
JPMorgan Securities	23-2694160	0.180%	61,551
Goldman Sachs	06-1287410	0.110%	37,464
BOSC Inc	73-1275307	0.070%	23,840

Note: Pursuant to Oklahoma State Statute Title 62, Section 89.7, all known fees are to be reported. The money market mutual fund fees reported are shown at the contracted rate.

Securities Lending Program

The State Treasurer participates in a securities lending program with Northern Trust Company acting as lending agent. Northern Trust retains 20% of the revenues generated as compensation for services, their share for the month was \$ 32,690. Pursuant to Oklahoma State Statute Title 62 Section 90, the State Treasurer retains the first \$450,000 of security lending revenue in a revolving fund. These funds are used to pay custody and other banking fees. Any revenue not needed for this purpose is deposited to the General Fund.

Northern Trust Custody Fees

Pursuant to custodial contract with Northern Trust Company, custody fees are paid quarterly. Fees paid to Northern Trust Company for the first two quarters total to 22,500.



OKLAHOMA
State Treasurer

AGENCY-DIRECTED INVESTMENTS

February 2024

Treasurer's Mission Statement

The mission of the Office of the State Treasurer is to serve the people of Oklahoma by providing sound banking and investment services, reuniting individuals and businesses with their unclaimed property, and promoting economic opportunities in a fiscally responsible and efficient manner while adhering to the highest professional and ethical standards.



Office of the State Treasurer
 Agency Directed Investments
 February 29, 2024

Issuer	Face Amount/Shares	Market Value	Book Value	% of Portfolio
ARPA Funding				
JPMorgan MM	1,229,015,081	1,229,015,081	1,229,015,081	0.89
US Agency Bonds	25,000,000	24,832,160	24,969,553	0.02
US Treasury	125,000,000	124,455,613	124,917,616	0.09
Total, ARPA Funding	1,379,015,081	1,378,302,854	1,378,902,250	1.00
Langston - Agency Directed				
Fundamental Investors Inc A	16,499	1,261,827	371,159	0.33
Investment Co of America A	16,849	906,117	371,249	0.33
Washington Mutual Fund A	17,404	1,050,538	371,269	0.34
Northern Trust - Agency Fund	3,009	3,009	3,009	0.00
Total / Average	53,761	3,221,491	1,116,686	1.00
Report Total	1,379,068,842	1,381,524,345	1,380,018,936	



Office of the State Treasurer
State Agency Directed by Broker
February 29, 2024

Broker

Tax ID

Purchases at Cost

Sales at Cost

No activity



Office of the State Treasurer
State Agency Directed by Security Type
February 29, 2024

Broker

Tax ID

Purchases at Cost

Sales at Cost

No activity



Office of the State Treasurer
 Assets Under Management
 February 29, 2024

Account	Class Funding	Agency	Interest Rate	Days to Maturity	Market Value
2109002	8090B	OMES- Risk Mgmt Revolving Fund ASA	3.0865	1	80,959,202
2118506	8185F	Corporation Commission	3.0865	1	26,181,888
2137001	8370A	OIFA	3.0865	1	9,319,858
2138503	8385C	Oklahoma Insurance Department	3.0865	1	2,843,178
2139101	8391A	Multiple Injury Trust Fund	3.0865	1	31,212,782
2141001	8410A	Commissioners of the Land Office	3.0865	1	116,199,011
2142001	8420A	Langston University	3.0865	1	11,470,960
2143500	79901	Oklahoma Lottery Commission	3.0865	1	13,911,271
2143501	8435A	Oklahoma Lottery Commission	3.0865	1	5,904,507
2147704	8477D	Oklahoma Bureau of Narcotics	3.0865	1	16,309,123
2151500	79901	OPERS	3.0865	1	1,570,607
2151501	8515A	OPERS	3.0865	1	367,645
2151502	8515B	OPERS	3.0865	1	41,861
2151503	8515C	OPERS	3.0865	1	90,125
2151504	8515D	OPERS	3.0865	1	2,170,132
2151505	8515E	OPERS	3.0865	1	44,132
2151506	8515F	OPERS	3.0865	1	25,617
2151507	8515G	OPERS	3.0865	1	44,993
2151508	8515H	OPERS	3.0865	1	12,721
2153001	8530A	Panhandle State University	3.0865	1	2,615,839
2155701	8557A	OK Police Pension	3.0865	1	11,921,867
2169502	8695B	Tax Commission	3.0865	1	435,066,694
2169505	8695E	Tax Commission	3.0865	1	13,108
2169520	8695T	Tax Commission	3.0865	1	(116,248)
2169521	8695U	Tax Commission	3.0865	1	80,093,113
2174007	8740G	State Treasurer	3.0865	1	1,211,948
2183006	8830F	DHS - CSED	3.0865	1	10,642,457
7200039	20000	Oklahoma Boll Weevil Eradication	3.0865	1	4,018,825
7200131	79901	Department of Corrections	3.0865	1	17,659,502
7200320	20000	Department of Wildlife	3.0865	1	4,299,581
7200359	20000	OERB	3.0865	1	21,330,221
7200370	20000	OIFA	3.0865	1	761,656
7200391	20000	Multiple Injury Trust Fund	3.0865	1	105,264
7200410	20000	Commissioners of the Land Office	3.0865	1	1,781,976
7200435	20000	Oklahoma Lottery Commission	3.0865	1	32,152,496
7200515	20000	OPERS	3.0865	1	135,526
7200588	20000	Real Estate Commission	3.0865	1	3,724,866
7200830	20000	Department of Human Services	3.0865	1	119,173
7201825	20100	University Hospitals Authority	3.0865	1	3,337,897
7205090	20500	OMES Risk Management Division/DSC	3.0865	1	82,005,694
7205131	79901	Department of Corrections	3.0865	1	622,010
7205204	20500	JM Davis Arms & Historical Museum	3.0865	1	20,565
7205320	20500	Department of Wildlife	3.0865	1	1,371,394

Interest rate is net of 1.25 bp management fee



Office of the State Treasurer
 Assets Under Management
 February 29, 2024

Account	Class Funding	Agency	Interest Rate	Days to Maturity	Market Value
7205359	20500	Sustaining OK Energy Resources	3.0865	1	7,625,665
7205435	20500	Oklahoma Lottery Commission	3.0865	1	262,418
7205515	20500	OPERS	3.0865	1	569,952
7205563	20500	OK Bd for Private Vocational Schools	3.0865	1	264,056
7205630	20500	Oklahoma Department of Securities	3.0865	1	1,695,663
7205807	20500	Oklahoma Health Care Authority	3.0865	1	526,985
7210270	21000	State Election Board	3.0865	1	1,514,487
7210320	21000	Department of Wildlife	3.0865	1	6,240,581
7210350	21000	Oklahoma Historical Society	3.0865	1	31
7210400	21000	Office of Juvenile Affairs	3.0865	1	2,386
7210410	21000	Commissioners of the Land Office	3.0865	1	5,689,527
7210515	21000	OPERS	3.0865	1	1,040,052
7210570	21000	State Board of Licensure for Professional Engineers & Land	3.0865	1	282,602
7210588	21000	Real Estate Commission	3.0865	1	338,822
7215270	21500	State of Oklahoma Election Board - HAVA	3.0865	1	8,565,749
7215320	21500	Department of Wildlife	3.0865	1	4,541,959
7215566	21500	Tourism & Recreation Department	3.0865	1	6,253,855
7215585	21500	Department of Public Safety	3.0865	1	2,929,565
7215670	21500	JD McCarty Center	3.0865	1	821,563
7215825	215000	University Hospitals Authority	3.0865	1	1,860,341
7216805	21600	Department of Rehabilitation Services	3.0865	1	1,070,604
7220320	22000	Dept of Wildlife Conservation	3.0865	1	7,108,537
7220570	22000	OSB of Licensure for Professional Engineers and Land Surve	3.0865	1	292,752
7220585	22000	Department of Public Safety	3.0865	1	5,210,877
7220830	22000	Department of Human Services	3.0865	1	10,278
7225040	22500	Department of Agriculture	3.0865	1	173,915
7225830	22500	Department of Human Services	3.0865	1	112,353
7230220	23000	Oklahoma Crime Victims Compensation	3.0865	1	2,192,616
7230345	23000	Department of Transportation	3.0865	1	8,826,321
7230695	23000	Tax Commission	3.0865	1	1,558,709
7230807	23000	Health Care Authority	3.0865	1	0
7235605	23500	Regents for Higher Education	3.0865	1	8,585,309
7240807	24000	Health Care Authority	3.0865	1	21,559,995
7240830	24000	Oklahoma Human Services	3.0865	1	15,146,259
7244090	24400	OMES Dept of Central Services	3.0865	1	714,463
7245807	24500	Health Care Authority	3.0865	1	5,839,766
7255090	25500	Department of Central Services	3.0865	1	1,969,713
7255585	25500	Oklahoma Dept of Public Safety	3.0865	1	159,679
7260090	26000	OMES Risk Management Division	3.0865	1	6,113,629
7265090	26500	OMES- Risk Mgmt	3.0865	1	144,609
7275740	27500	OST - SEED	3.0865	1	1,491
7280090	28000	OMES DCS Property Distribution	3.0865	1	557,762
7280131	79901	Department of Corrections	3.0865	1	9,783,557

Interest rate is net of 1.25 bp management fee



Office of the State Treasurer
 Assets Under Management
 February 29, 2024

Account	Class Funding	Agency	Interest Rate	Days to Maturity	Market Value
7280345	28000	Department of Transportation	3.0865	1	1,006,908
7285345	28500	Department of Transportation	3.0865	1	174,443,493
7295090	27000	Emergency & Transportation	3.0865	1	9,343,800
7296150	29600	University of Science & Arts	3.0865	1	44
7303000	30300	Tobacco Litigation Escrow Fund	3.0865	1	31,598
7360566	36000	Tourism & Recreation Department	3.0865	1	6,499,354
7403292	40300	Oklahoma Department of Environmental Quality	3.0865	1	999,599
7405220	40500	District Attorneys Council	3.0865	1	2,556,330
7408105	40800	OCIA	3.0865	1	539,514
7409105	40900	OCIA - NACEA Revenue Series 2018B	3.0865	1	133
7411105	41100	OCIA - Capitol Repair Revenue Series 2018C	3.0865	1	872,102
7412105	41200	OCIA	3.0865	1	1,263,624
7416000	41600	OSF - Oil Overcharge	3.0865	1	307,066
7416105	41600	OCIA - DOC Revenue Series 2018D	3.0865	1	753,463
7416160	41600	Department of Commerce	3.0865	1	3,230,466
7419105	41900	OCIA	3.0865	1	1,913,666
7420105	42000	OCIA - Construction Series 2019A	3.0865	1	109,328
7424105	42400	OCIA - Revenue Series 2019A	3.0865	1	717
7426000	42600	OSF - Oil Overcharge	3.0865	1	2,565,696
7426160	42600	Department of Commerce	3.0865	1	17,006,029
7428105	42800	OCIA Endowed Chairs Fund	3.0865	1	959,590
7430010	43000	Oklahoma State University	3.0865	1	3,377,344
7430011	43000	Oklahoma State University	3.0865	1	3,116,302
7430012	43000	Oklahoma State University	3.0865	1	3,809,918
7430013	43000	Oklahoma State University	3.0865	1	3,166,025
7430014	43000	Oklahoma State University	3.0865	1	3,375,580
7430015	43000	Oklahoma State University	3.0865	1	2,965,074
7430016	43000	Oklahoma State University	3.0865	1	49,197
7430100	43000	Cameron University	3.0865	1	1,156,950
7430420	43000	Langston University	3.0865	1	270,617
7430461	43000	Rogers State College	3.0865	1	1,920,790
7430505	43000	Northwestern Oklahoma State University	3.0865	1	469,713
7430530	60000	Panhandle State University	3.0865	1	13,986
7430665	43000	Southwestern Oklahoma State University	3.0865	1	2,314,571
7430760	43000	University of Oklahoma	3.0865	1	53,421,774
7430770	43000	OUHSC	3.0865	1	113,427,667
7430773	43000	Oklahoma State University	3.0865	1	3,356,517
7434105	43400	OCIA	3.0865	1	132
7436000	43600	OSF - Oil Overcharge	3.0865	1	2,814
7436105	43600	OCIA	3.0865	1	504
7437105	43700	OCIA	3.0865	1	621,800
7438105	43800	OCIA	3.0865	1	762,853
7439105	43900	OCIA Series 2020A Rev Fund	3.0865	1	1,482,624

Interest rate is net of 1.25 bp management fee



Office of the State Treasurer
 Assets Under Management
 February 29, 2024

Account	Class Funding	Agency	Interest Rate	Days to Maturity	Market Value
7442105	44200	OCIA	3.0865	1	1,095,426
7443105	44300	OCIA	3.0865	1	241,489
7444105	44400	OCIA 2017C Series	3.0865	1	110
7444835	44400	Water Resources Board	3.0865	1	12,018,748
7445105	44500	OCIA - 2017B Capitol Repair 2 Revenue	3.0865	1	1,600,940
7445835	44500	Water Resources Board	3.0865	1	6,648,066
7447105	44700	2017A Revenue Fund	3.0865	1	64,861
7450105	45000	OCIA Series 2020B	3.0865	1	831,002
7452105	45200	OCIA Series 2020D	3.0865	1	118
7453105	45300	OCIA Series 2020D	3.0865	1	1,549,020
7454105	45400	OCIA Series 2020E	3.0865	1	918
7455105	45500	OCIA	3.0865	1	705,446
7455160	45500	Department of Commerce	3.0865	1	306,145
7458105	45800	OCIA Series 2020C	3.0865	1	462,267
7459105	45900	OCIA Endowed Chairs 2021	3.0865	1	837,951
7460100	46000	Cameron University	3.0865	1	3,278
7461105	46100	OCIA (TIFIA/ODOT 2022)	3.0865	1	197,255
7463105	46300	OCIA (Conservation-2022A)	3.0865	1	18,169,557
7464105	46400	OCIA	3.0865	1	18,118
7465105	46500	OCIA (Conservation-2022A)	3.0865	1	103,256
7466105	46600	OCIA (National Guard Museum 2022B)	3.0865	1	44,217,068
7467105	46700	OCIA (National Guard Museum 2022B)	3.0865	1	269,681
7468105	46800	OCIA ODVA-2022C	3.0865	1	29,123,564
7469105	46900	OCIA ODVA-2022C	3.0865	1	274
7470010	47000	Oklahoma State University Capital Bond Project	3.0865	1	696,162
7471835	47100	Water Resources Board	3.0865	1	1,428,044
7472835	47200	Water Resources Board	3.0865	1	82,867,718
7473835	47300	Water Resources Board	3.0865	1	107,491,212
7475750	47500	Tulsa Community College	3.0865	1	6,313
7475770	47500	OUHSC	3.0865	1	44,535,219
7476760	47600	University of Oklahoma	3.0865	1	15
7479105	47900	OCIA	3.0865	1	3,607
7480105	48000	OCIA	3.0865	1	357,456
7481105	48500	OCIA	3.0865	1	553,189,307
7485010	48500	OKLAHOMA STATE UNIVERSITY	3.0865	1	55,978
7486010	48600	OKLAHOMA STATE UNIVERSITY	3.0865	1	154,256
7488010	48800	OKLAHOMA STATE UNIVERSITY	3.0865	1	4,459,704
7488105	48800	OCIA	3.0865	1	14,828
7490010	49000	Oklahoma State University	3.0865	1	50,284
7490013	49000	Oklahoma State University	3.0865	1	22,808
7490015	49000	Oklahoma State University	3.0865	1	1,457
7490270	49000	Oklahoma State Election Board	3.0865	1	19
7490760	49000	University of Oklahoma	3.0865	1	895,381

Interest rate is net of 1.25 bp management fee



Office of the State Treasurer
 Assets Under Management
 February 29, 2024

Account	Class Funding	Agency	Interest Rate	Days to Maturity	Market Value
7490773	49000	Oklahoma State University	3.0865	1	59,033
7491220	49100	District Attorneys Council	3.0865	1	275,052
7497085	49700	Broadband	3.0865	1	562,934
7497835	49700	Water Resources Board	3.0865	1	36,690,491
7512410	8410A	Commissioners of the Land Office	3.0865	1	3
7513410	8410A	Commissioners of the Land Office	3.0865	1	138,152
7514410	8410A	Commissioners of the Land Office	3.0865	1	2,012,490
7600010	60000	Oklahoma State University	3.0865	1	6,367,248
7600100	60000	Cameron University	3.0865	1	1,197,986
7600120	60000	University of Central Oklahoma	3.0865	1	5,398,365
7600150	60000	University of Science & Arts	3.0865	1	323,447
7600230	60000	East Central University	3.0865	1	1,408,314
7600420	60000	Langston University	3.0865	1	1,899,481
7600485	60000	Northeastern State University	3.0865	1	1,969,274
7600490	60000	Northern Oklahoma College	3.0865	1	484,107
7600505	60000	Northwestern Oklahoma State University	3.0865	1	1,657,012
7600530	60000	Panhandle State University	3.0865	1	223,727
7600660	60000	Southeastern Oklahoma State University	3.0865	1	270,414
7600665	60000	Southwestern Oklahoma State University	3.0865	1	3,910,687
7600760	60000	University of Oklahoma	3.0865	1	5,909,033
7650010	65000	Oklahoma State University	3.0865	1	3,738,521
7650100	65000	Cameron University	3.0865	1	621,040
7650120	65000	University of Central Oklahoma	3.0865	1	2,724,151
7650150	65000	University of Science & Arts	3.0865	1	277,504
7650230	65000	East Central University	3.0865	1	1,107,292
7650420	65000	Langston University	3.0865	1	1,177,903
7650485	65000	Northeastern State University	3.0865	1	644,419
7650490	65000	Northern Oklahoma College	3.0865	1	2,532,293
7650505	65000	Northwestern Oklahoma State University	3.0865	1	851,579
7650530	65000	Panhandle State University	3.0865	1	140,926
7650660	65000	Southeastern Oklahoma State University	3.0865	1	395,435
7650665	65000	Southwestern Oklahoma State University	3.0865	1	1,012,674
7650760	65000	University of Oklahoma	3.0865	1	1,988,138
7700040	70000	Department of Agriculture	3.0865	1	11,559,501
7700041	70000	Western Oklahoma State College	3.0865	1	91,697
7700131	79901	Department of Corrections	3.0865	1	30,650,929
7700240	70000	Eastern Oklahoma State College	3.0865	1	954,832
7700340	40000	State Health Department	3.0865	1	493,203
7700461	70000	Rogers State College	3.0865	1	14,850,730
7700490	70000	Northern Oklahoma College	3.0865	1	3,721,374.38
7700606	70000	Ardmore Higher Education Center	3.0865	1	0
7700633	70000	Oklahoma City Community College	3.0865	1	9,472,289
7700660	70000	Southeastern Oklahoma State University	3.0865	1	2,817,527

Interest rate is net of 1.25 bp management fee



Office of the State Treasurer
 Assets Under Management
 February 29, 2024

Account	Class Funding	Agency	Interest Rate	Days to Maturity	Market Value
7700760	70000	University of Oklahoma	3.0865	1	130,737,079
7700830	70000	Department of Human Services	3.0865	1	878,125
7701010	70100	Oklahoma State University	3.0865	1	14,687,348
7701150	70100	University of Science & Arts	3.0865	1	3,214,056
7701165	70100	Connors State College	3.0865	1	1,259,512
7701400	70100	Office of Juvenile Affairs	3.0865	1	15,885
7701480	70100	Northeasten Oklahoma A&M College	3.0865	1	343,185
7701530	70100	Panhandle State University	3.0865	1	66,238
7701605	70100	Regents for Higher Education	3.0865	1	34,210,734
7701650	70100	Department of Veteran Affairs	3.0865	1	634,378
7701770	70100	OUHSC	3.0865	1	389,529,751
7701805	70100	Department of Rehabilitation Services	3.0865	1	212,438
7701865	70100	OK Workers' Comp Commission	3.0865	1	5,324,726
7702120	70200	University of Central Oklahoma	3.0865	1	10,259,168
7702650	70200	Department of Veteran Affairs	3.0865	1	513,515
7703650	70300	Department of Veteran Affairs	3.0865	1	539,815
7704120	70400	University of Central Oklahoma	3.0865	1	1,579,596
7704650	70400	Department of Veteran Affairs	3.0865	1	1,077,523
7704865	70400	OK Workers' Comp Commission	3.0865	1	47,602
7705505	70500	Northwestern Oklahoma State University	3.0865	1	2,282,487
7705650	70500	Department of Veteran Affairs	3.0865	1	1,505,347
7705675	70500	Self Insurance Guaranty Fund	3.0865	1	2,254,561
7705865	70500	OK Workers' Comp Commission	3.0865	1	45,006
7706452	70600	Community Mental Health Center Rep Payee Account	3.0865	1	8,843
7706650	70600	Department of Veteran Affairs	3.0865	1	77,716
7706750	70600	Tulsa Community College	3.0865	1	5,349,103
7706865	70600	OK Workers' Comp Commission	3.0865	1	184,855
7707452	70700	Central Oklahoma CMHC Rep Payee Account	3.0865	1	55,341
7707585	70700	Department of Public Safety	3.0865	1	9,186,047
7707605	70700	Regents for Higher Education	3.0865	1	8,832,448
7707650	70700	Department of Veteran Affairs	3.0865	1	410,793
7707865	70700	OK Workers' Comp Commission	3.0865	1	254,533
7708108	70800	Carl Albert State College	3.0865	1	10,133,742
7708605	70800	Regents for Higher Education	3.0865	1	194,893
7709605	70900	Regents for Higher Education	3.0865	1	5,638,047
7710350	71000	Oklahoma Historical Society	3.0865	1	1,359,125
7710452	71000	Oklahoma Department of Mental Health	3.0865	1	1,654,900
7710605	71000	Regents for Higher Education	3.0865	1	5,231,018
7711185	8740G	Corporation Commission	3.0865	1	67,984,649
7711420	71100	Langston University	3.0865	1	223,469
7711452	71100	Griffin Memorial Hospital Rep Payee	3.0865	1	33,629
7711605	71100	Regents for Higher Education	3.0865	1	771,954
7712605	71200	Regents for Higher Education	3.0865	1	120,244

Interest rate is net of 1.25 bp management fee



Office of the State Treasurer
 Assets Under Management
 February 29, 2024

Account	Class Funding	Agency	Interest Rate	Days to Maturity	Market Value
7713605	71300	Regents for Higher Education	3.0865	1	35,875,724
7714452	71400	Northwest Center for Behavioral Health	3.0865	1	50,373
7714605	71400	Regents for Higher Education	3.0865	1	16,658,357
7715605	71500	Regents for Higher Education	3.0865	1	2,321,786
7718605	71800	Regents for Higher Education	3.0865	1	14,966,115
7719605	71900	Regents for Higher Education	3.0865	1	41,825
7723623	72300	Seminole State College	3.0865	1	627,712
7725100	72500	Cameron University	3.0865	1	271,006
7730230	73000	East Central University	3.0865	1	3,913,538
7730830	73000	Department of Human Services	3.0865	1	277,977
7740605	74000	Regents for Higher Education	3.0865	1	2,892,419
7741241	74100	Redlands Community College	3.0865	1	2,408,492
7745605	74500	Regents for Higher Education	3.0865	1	494,281
7747470	74700	Murray State College	3.0865	1	2,308,806
7750350	75000	Oklahoma Historical Society	3.0865	1	268,666
7750531	75000	Rose State College	3.0865	1	13,579,309
7751485	75100	Northeastern State University	3.0865	1	13,405,073
7752485	75200	Northeastern State University	3.0865	1	3,220,437
7765665	76500	Southwestern Oklahoma State University	3.0865	1	7,683,369
7790041	79000	Western Oklahoma State College	3.0865	1	27
7790470	79000	Murray State College	3.0865	1	1
7790490	79000	Northern Oklahoma College	3.0865	1	1,508
7805370	80500	OIFA	3.0865	1	113
7851740	85100	OCIA	3.0865	1	8,950,607
7854740	85400	OCIA Endowed Chair Fund 2010	3.0865	1	6,022,279
7862740	86200	OCIA 2013	3.0865	1	796,097
7910467	91000	OSF Escrow Fund	3.0865	1	192,008
7920605	92000	Regents for Higher Education	3.0865	1	50,682,032
State Agency, Investable Base					3,589,328,644
State of Oklahoma, Investable Base					12,271,507,318
Assets Under Management					15,860,835,962

Interest rate is net of 1.25 bp management fee