

Treasurer Todd Russ



OKLAHOMA  
State Treasurer

## TREASURER'S INVESTMENTS

---

### August 2023

#### Treasurer's Mission Statement

The mission of the  
Office of the State Treasurer  
is to serve the people  
of Oklahoma by  
providing sound banking and  
investment services, reuniting  
individuals and businesses with their  
unclaimed property, and  
promoting economic opportunities  
in a fiscally responsible  
and efficient manner while adhering to the  
highest professional and ethical standards.



# OKLAHOMA State Treasurer Todd Russ

August 2023

To the People of Oklahoma:

The Office of the State Treasurer is pleased to issue the monthly investment performance report. This report is an important part of my office and commitment to disclose our economic environment and portfolio results.

### Portfolio Performance, Diversification, and Strategy

August portfolio yielded 2.71% with a weighted average maturity of 2.75 years.

Total assets equaled \$15.3 billion, up \$2 billion in comparison to August 2022.

U.S. government agencies were 13% of the portfolio, and 18% were mortgage-backed securities.

As a share of assets, 61% were U.S. treasuries, 7% money market mutual funds and 0.5% certificates of deposit.

State bond issues and foreign bonds totaled 0.5%, comprising the balance of funds invested.

PORTFOLIO	UTILIZATION	INVESTMENT OPPORTUNITIES
Seek safety, liquidity and return on investment, in that order	Laddered bond maturities and buy-and-hold	Market observation, maximizing income within investment parameters and rising interest rates

### Market Conditions for August

The benchmark 10-year treasury closed the month at 4.11%, the 2-year was 4.86% and the 30-year closed at 4.21%. “Positive economic data has pushed many investors to believe that the Fed will keep rates higher for longer to tame inflation, buoying yields on longer-term government debt,” as reported by Dow Jones Newswire.

Dow Jones Newswire said, “The S&P 500 and NASDAQ Composite snapped five-month winning streaks, while the Dow Jones Industrial Average posted its first monthly loss since May.”

	S&P	Dow	Nasdaq
For the month	-1.77%	-2.36%	-2.17%
Year-to-date	17.40%	4.75%	34.09%

The minutes from the July Federal Reserve meeting reflected that Fed officials were still concerned about inflation and the Fed raised interest rates by 0.25%. CNBC reported, “Almost all the meeting participants, which includes nonvoting members, were in favor of the rate increase. However, those opposed said they thought the committee could skip a hike and watch how previous increases are impacting economic conditions.”

### Economic Developments for August

The nonfarm jobs for July were upwardly revised by over 14% to 371,000 from the previously reported number. The number of jobs created for the month of August were below expectations coming in at 177,000.

According to Reuters, “There were 1.51 job openings for every unemployed person in July, the lowest ratio since September 2021, compared with 1.54 in June. A survey from the Conference Board also showed consumers’ views of the labor market less upbeat in August.”

The Bureau of Labor Statistics said the Consumer Price Index for All Urban Consumers increased 0.6% in August on a seasonally adjusted basis, after increasing 0.2% in the previous month. Over the last 12 months, the all-items index rose 3.7% before seasonal adjustment. Half the index increase

was attributed to the cost of gas. Shelter costs also added to the index, rising for the 40<sup>th</sup> consecutive month. The headline Producer Price Index (PPI) came in at 0.3% and rose 0.8% on a year-over-year basis. Core PPI, which takes out food, energy and trade services components, gained 0.2%.

Retail sales beat expectations in July coming in at 0.7% month-over-month. The sales number for the previous month was also upwardly revised by 0.1% to 0.3%. Consumer spending remains solid despite higher interest rates and inflation.

**According to Trading Economics**, “Sales in July likely got a boost from Amazon’s Prime Day. Sales at non-store retailers recorded the biggest increase followed by sporting goods, hobby, musical instruments and books.” Retail sales would have increased to 1% if autos, gas, building materials and food services were removed.

Mortgage rates and limited inventory continued to negatively affect the sales of existing homes. The seasonally adjusted annualized rate of existing home sales dropped to 4.07 million in July in comparison to 4.16 million in June. This was the lowest level of homes sales since January and was below market expectations. Sales dropped 16.6% on an annualized basis.

**According to Trading Economics**, “The inventory of unsold existing homes increased 3.7 percent from the previous month to 1.11 million at the end of July, or the equivalent of 3.3 months’ supply at the current monthly sales pace.”

The second estimate of gross domestic product (GDP) was downwardly revised to a 2.1% annualized rate from 2.4% for the second quarter of 2023.

**Reported by Reuters**, “Inventory investment was sharply revised down to show it declining at a \$1.8 billion pace instead of increasing at the previously reported \$9.3 billion rate. Inventories were a small drag to GDP growth rather than adding 0.14 percentage point as estimated last month. There were also downward revisions to business spending on equipment and intellectual products. These offset a slight upgrade to consumer spending.”

### **Collateralization**

All funds under the control of this office requiring collateralization were secured at rates ranging from 100% to 110%, depending on the type of investment.

### **Payments, Fees, and Commissions**

Securities were purchased or sold utilizing competitive bidding. Bank fees and money market mutual fund operating expenses are detailed in the attached pages, as is the earnings split between the State Treasurer and the master custodian bank on securities lending income.

### **Total Funds Invested**

Funds available for investment at market value include the State Treasurer’s investments at \$11,878,146,452 and State Agency balances in OK Invest at \$3,506,396,841, for a total of \$15,384,543,293.

Best regards,



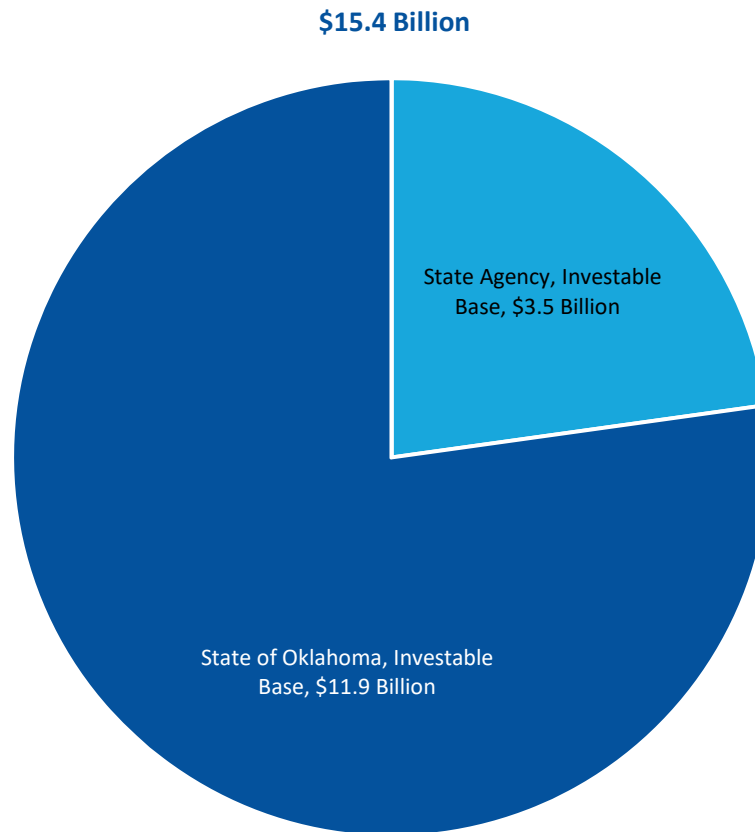
TODD RUSS  
STATE TREASURER

cc: The Honorable Kevin Stitt, Governor  
The Honorable Charles McCall, Speaker of the House  
The Honorable Greg Treat, President Pro Tempore  
The Honorable Gentner Drummond, Attorney General  
The Honorable Cindy Byrd, State Auditor and Inspector



**OKLAHOMA**  
State Treasurer

Office of the State Treasurer  
Distribution of Assets Under Management  
August 31, 2023





Office of the State Treasurer  
 Portfolio Composition  
 August 31, 2023

Asset Category	Face Amount/ Shares	Market Value	Book Value	% of Portfolio	YTM @ Cost	Weighted Average Maturity
Certificate of Deposit	41,224,000	41,224,000	41,224,000	0.3	5.45%	49
Foreign Bonds	47,500,000	46,903,138	47,500,000	0.3	3.73%	637
Money Market - Mutual Funds	1,120,440,470	1,120,440,470	1,120,440,470	7.0	5.22%	1
State Bond Issues	30,000,000	30,000,000	30,000,000	0.2	5.77%	1,128
US Agency - MBS	2,883,393,445	2,541,063,228	2,912,610,613	18.1	1.88%	2,301
US Agency Bonds	2,136,425,000	2,079,107,000	2,135,790,597	13.3	1.03%	301
US Treasury Bonds / Notes	10,075,000,000	9,525,805,457	9,789,343,158	60.8	3.01%	886
<b>Total / Average</b>	<b>16,333,982,915</b>	<b>15,384,543,293</b>	<b>16,076,908,838</b>	<b>100.0</b>	<b>2.71%</b>	<b>1,001</b>

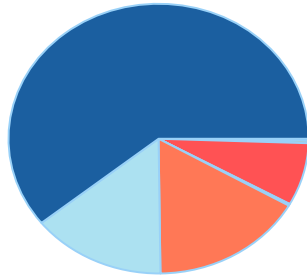


Office of the State Treasurer  
 Distribution by Asset Category - Market Value  
 Report Group: Monthly Investment Report

Begin Date: 7/31/2023, End Date: 8/31/2023

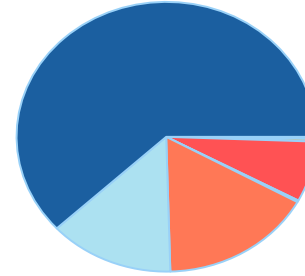
Asset Category	Market Value 7/31/2023	% of Portfolio 7/31/2023	Market Value 8/31/2023	% of Portfolio 8/31/2023
Certificate of Deposit	41,224,000	0.3	41,224,000	0.3
Foreign Bonds	46,926,952	0.3	46,903,138	0.3
Money Market - Mutual Funds	1,179,538,925	7.5	1,120,440,470	7.3
State Bond Issues	30,000,000	0.2	30,000,000	0.2
US Agency - MBS	2,597,920,359	16.5	2,541,063,228	16.5
US Agency Bonds	2,271,475,946	14.5	2,079,107,000	13.5
US Treasury Bonds / Notes	9,539,725,865	60.7	9,525,805,457	61.9
<b>Total / Average</b>	<b>15,706,812,047</b>	<b>100.0</b>	<b>15,384,543,293</b>	<b>100.0</b>

Portfolio Holdings as of 7/31/2023



- 0.26%-Certificate of...
- 0.3%-Foreign Bonds
- 7.51%-Money Market -...
- 0.19%-State Bond Issu...
- 16.54%-US Agency - M...
- 14.46%-US Agency Bon...
- 60.74%-US Treasury B...

Portfolio Holdings as of 8/31/2023



- 0.27%-Certificate of...
- 0.3%-Foreign Bonds
- 7.28%-Money Market -...
- 0.2%-State Bond Issu...
- 16.52%-US Agency - M...
- 13.51%-US Agency Bon...
- 61.92%-US Treasury B...



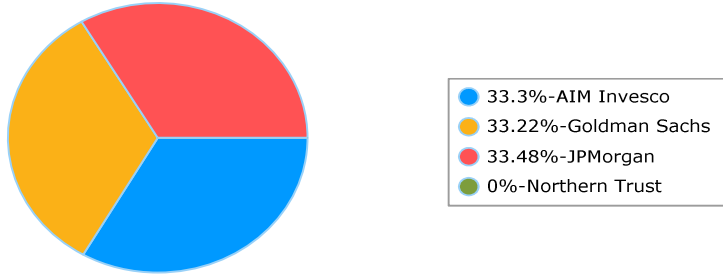
Office of the State Treasurer  
 Distribution by Issuer - Market Value  
 Report Group: Money Market\*

Begin Date: 7/31/2023, End Date: 8/31/2023

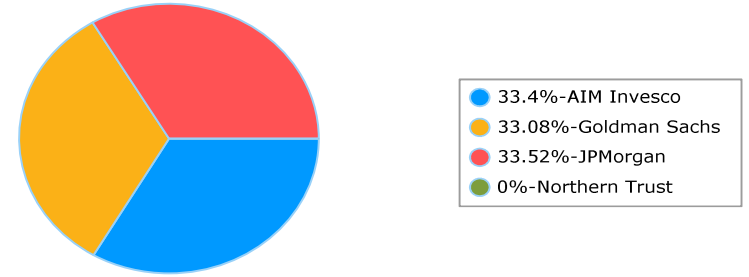
Issuer Allocation

Issuer	Market Value 7/31/2023	% of Portfolio 7/31/2023	Market Value 8/31/2023	% of Portfolio 8/31/2023
AIM Invesco	392,787,751	33.3	374,280,548	33.4
Goldman Sachs	391,836,332	33.2	370,608,808	33.1
JPMorgan	394,909,352	33.5	375,542,286	33.5
Northern Trust	5,491	0.00	8,827	0.00
<b>Total / Average</b>	<b>1,179,538,925</b>	<b>100.0</b>	<b>1,120,440,470</b>	<b>100.0</b>

Portfolio Holdings as of 7/31/2023



Portfolio Holdings as of 8/31/2023



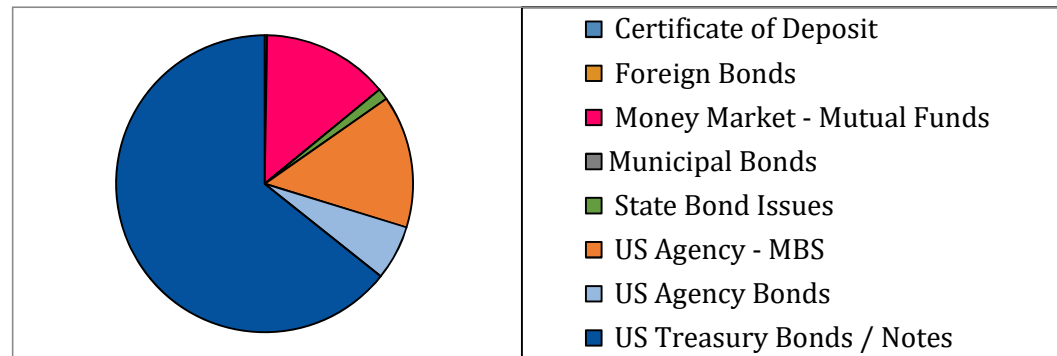
\*Money market balances exclude funds from the American Rescue Plan Act (ARPA).



Office of the State Treasurer  
 Earnings by Asset Category  
 August 31, 2023

Asset Category	YTM @ Cost	Interest Earned Net of Amortization/ Accretion	Realized Gain/Loss	Total Earnings
Certificate of Deposit	5.45%	92,128	-	92,128
Foreign Bonds	3.73%	-	-	-
Money Market - Mutual Funds	5.22%	4,443,595	-	4,443,595
State Bond Issues	5.77%	395,000	-	395,000
US Agency - MBS	1.87%	5,039,971	(386,597)	4,653,374
US Agency Bonds	1.01%	1,923,333	-	1,923,333
US Treasury Bonds / Notes	3.00%	20,715,024	-	20,715,024
Link Deposit (not active)		-		-
<b>Total or Average</b>	<b>2.71%</b>	<b>32,609,051</b>	<b>(386,597)</b>	<b>32,222,454</b>

Total Earnings as of 8/31/2023







Office of the State Treasurer  
 Investment Activity  
 August 31, 2023

Description	CUSIP	Broker/ Dealer	Trade Date	Settlement Date	YTM @ Cost	Par	Principal	Price	Interest	Total
<b>Buy</b>										
NO PURCHASES										
						0	0			0
<b>Matured</b>										
FHLMC 0.25 8/24/2023	3137EAEV7	Morgan Stanley	8/24/2023	8/24/2023	0.000	25,000,000	25,000,000	0	0	25,000,000
FHLMC 0.25 8/24/2023	3137EAEV7	Morgan Stanley	8/24/2023	8/24/2023	0.000	25,000,000	25,000,000	0	0	25,000,000
FHLMC 0.25 8/24/2023	3137EAEV7	Wells Fargo	8/24/2023	8/24/2023	0.000	25,000,000	25,000,000	0	0	25,000,000
FHLMC 0.25 8/24/2023	3137EAEV7	Wells Fargo	8/24/2023	8/24/2023	0.000	25,000,000	25,000,000	0	0	25,000,000
FHLMC 0.25 8/24/2023	3137EAEV7	Wells Fargo	8/24/2023	8/24/2023	0.000	25,000,000	25,000,000	0	0	25,000,000
FHLMC 0.25 8/24/2023	3137EAEV7	Morgan Stanley	8/24/2023	8/24/2023	0.000	25,000,000	25,000,000	0	0	25,000,000
FHLMC 0.25 8/24/2023	3137EAEV7	Wells Fargo	8/24/2023	8/24/2023	0.000	25,000,000	25,000,000	0	0	25,000,000
FHLMC 0.25 8/24/2023	3137EAEV7	Morgan Stanley	8/24/2023	8/24/2023	0.000	25,000,000	25,000,000	0	0	25,000,000
T-Note 0.125 8/15/2023	91282CAF8	BofA Securities	8/15/2023	8/15/2023	0.000	25,000,000	25,000,000	0	0	25,000,000
						225,000,000	225,000,000			0
						-225,000,000	-225,000,000			0
<b>Net Change in Investments</b>										



Office of the State Treasurer  
 Transactions by Security Type  
 August 31, 2023

Description	CUSIP	Action	Settlement Date	Maturity Date	YTM @ Cost	Par	Principal	Price	Interest	Total
<b>US Treasury Bonds and Notes</b>										
NO PURCHASES										
						0	0		0	0
							<b>6,519,000</b>			
							<b>Total</b>			<b>6,519,000</b>



Office of the State Treasurer  
Transactions by Broker  
August 31, 2023

Description	CUSIP	Action	Asset Category	Settlement Date	Maturity Date	YTM @ Cost	Par	Principal	Price	Interest	Total	
NO PURCHASES												
							Total Securities		0	0	0	0.00



Office of the State Treasurer  
 Comparison of Actual Earnings to Estimated Earnings  
 August 31, 2023

**Fiscal Year to Date**

Asset Category	Revenues Actual	Revenues Estimate	Variance	Percent	Investable Base - Actual	Investable Base - Est.	Variance	Percent
Certificates of Deposit	172,739	200,000	-27,261	-13.63%	31,809,998	32,000,000	(190,002)	-0.59%
Foreign Bonds	0	166,667	-166,667	-100.00%	36,192,236	37,000,000	(807,764)	-2.18%
Money Market Mutual Funds	8,077,544	4,666,667	3,410,877	73.09%	864,574,252	1,000,000,000	(135,425,748)	-13.54%
State of OK Bonds	395,000	166,667	228,333	137.00%	30,000,000	30,000,000	0	0.00%
US Agency - MBS	7,266,941	7,666,667	-399,725	-5.21%	1,960,780,513	2,000,000,000	(39,219,487)	-1.96%
US Agency Bonds	1,507,288	2,333,333	-826,045	-35.40%	1,604,317,612	1,500,000,000	104,317,612	6.95%
US Treasury Bonds / Notes	33,482,945	27,466,667	6,016,279	21.90%	7,350,471,841	7,401,000,000	(50,528,159)	-0.68%
<b>Total or Average</b>	<b>50,902,457</b>	<b>42,666,667</b>	<b>8,235,791</b>	<b>19.30%</b>	<b>11,878,146,452</b>	<b>12,000,000,000</b>	<b>(121,853,548)</b>	<b>-1.02%</b>

The Treasurer had estimated earnings to the Board of Equalization for Fiscal Year 2024. The amount estimated was \$256,000,000. Year-to-date actual earnings are recorded on a cash basis of accounting.



Office of the State Treasurer  
Comparison of Actual Earnings to Estimated Earnings  
August 31, 2023

The following page presents market rates of return on the Securities portion of the General Account and the State's aggregated State Agency Accounts. These figures, which are dollar-weighted and time-weighted where appropriate, are calculated using the percentage change in market value (inclusive of accrued income) from the end of the prior month to the end of the reporting month.

To ensure the integrity of data, this information is provided by the Treasurer's custodian bank acting in its capacity as an external third party. As such, performance measurement is presently confined to those investments which are held with the custodian bank Northern Trust Company.

Benchmark data is also provided on the following page.



Office of the State Treasurer  
Performance Comparison  
August 31, 2023

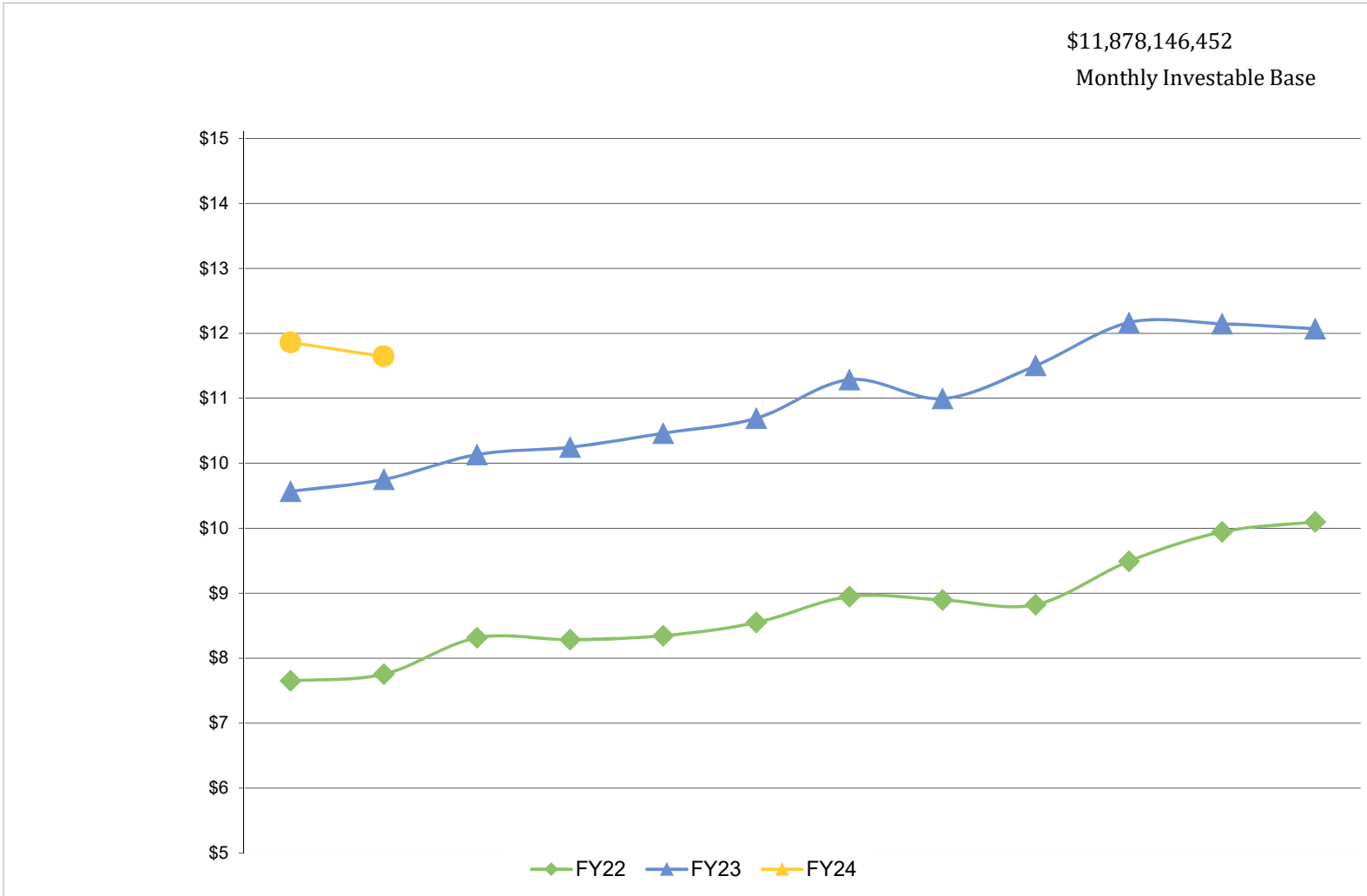
	Current Month	Fiscal Year-to-Date
Securities, General Revenue Account	0.18%	0.49%
Securities, Agency Directed Langston University	-1.64%	1.78%
Benchmark Merrill Lynch, US 1 Year T-Bill	0.44%	0.89%

Analysis by Northern Trust Company

Represents dollar-weighted and time-weighted rates of return



Office of the State Treasurer  
General Revenue Fund, 36 Month Investable Base (Billions)  
August 31, 2023





Office of the State Treasurer  
 Banking, Custody, and other Fees  
 August 31, 2023

Depository Bank	Tax ID Number	City	State	Amount
BancFirst	73-1332918	OKC	Oklahoma	96
Central National Bank	73-0177591	Alva	Oklahoma	30
Central National Bank	73-0783952	Enid	Oklahoma	2
Federal Reserve Bank	44-0545874	Kansas City	Kansas	1,366
First Bank & Trust	73-0541333	Broken Bow	Oklahoma	23
First Fidelity Bank, NA	73-1100200	OKC-Moore	Oklahoma	13
Intrust Bank	48-0477525	Wichita	Kansas	54
JP Morgan/Chase, Okla., NA	73-0777610	OKC	Oklahoma	30,131
The Bank N.A.	73-0344910	McAlester	Oklahoma	5
EARNED CREDIT ALLOWANCE				
<b>Total</b>				<b>31,721</b>

**Money Market Mutual Funds**

The State Treasurer participates in the following money market mutual funds. The funds managers are compensated for certain operating expenses by deducting a fee from the gross interest earnings.

Fund Manager	Tax ID	Annualized fee	Amount
Invesco	76-0574220	0.180%	55,918
JPMorgan Securities	23-2694160	0.180%	56,105
Goldman Sachs	06-1287410	0.110%	33,840
BOSC Inc	73-1275307	0.070%	21,535

Note: Pursuant to Oklahoma State Statute Title 62, Section 89.7, all known fees are to be reported. The money market mutual fund fees reported are shown at the contracted rate.

**Securities Lending Program**

The State Treasurer participates in a securities lending program with Northern Trust Company acting as lending agent. Northern Trust retains 20% of the revenues generated as compensation for services, their share for the month was \$ 24,905. Pursuant to Oklahoma State Statute Title 62 Section 90, the State Treasurer retains the first \$450,000 of security lending revenue in a revolving fund. These funds are used to pay custody and other banking fees. Any revenue not needed for this purpose is deposited to the General Fund.

**Northern Trust Custody Fees**

Pursuant to custodial contract with Northern Trust Company, custody fees are paid quarterly. Fees paid to Northern Trust Company for first quarter FY2024 was 11,250.





**OKLAHOMA**  
State Treasurer

# AGENCY-DIRECTED INVESTMENTS

---

## August 2023

### **Treasurer's Mission Statement**

The mission of the Office of the State Treasurer is to serve the people of Oklahoma by providing sound banking and investment services, reuniting individuals and businesses with their unclaimed property, and promoting economic opportunities in a fiscally responsible and efficient manner while adhering to the highest professional and ethical standards.



Office of the State Treasurer  
 Agency Directed Investments  
 August 31, 2023

Issuer	Face Amount/Shares	Market Value	Book Value	% of Portfolio
<b>ARPA Funding</b>				
JPMorgan MM	1,069,013,770	1,069,013,770	1,069,013,770	0.71
US Agency Bonds	75,000,000	74,521,014	74,916,118	0.05
US Treasury	375,000,000	368,480,469	374,380,930	0.24
<b>Total, ARPA Funding</b>	<b>1,519,013,770</b>	<b>1,512,015,253</b>	<b>1,518,310,818</b>	<b>1.00</b>
<b>Langston - Agency Directed</b>				
Fundamental Investors Inc A	16,499	1,140,231	371,159	0.33
Investment Co of America A	16,849	814,966	371,249	0.33
Washington Mutual Fund A	17,404	957,076	371,269	0.34
Northern Trust - Agency Fund	1,794	1,796	1,796	0.00
<b>Total / Average</b>	<b>52,546</b>	<b>2,914,069</b>	<b>1,115,473</b>	<b>1.00</b>
<b>Report Total</b>	<b>1,519,066,316</b>	<b>1,514,929,322</b>	<b>1,519,426,291</b>	



Office of the State Treasurer  
State Agency Directed by Broker  
August 31, 2023

Broker

Tax ID

Purchases at Cost

Sales at Cost

---

No activity



Office of the State Treasurer  
State Agency Directed by Security Type  
August 31, 2023

Broker

Tax ID

Purchases at Cost

Sales at Cost

---

No activity



Office of the State Treasurer  
 Assets Under Management  
 August 31, 2023

Account	Class Funding	Agency	Interest Rate	Days to Maturity	Market Value
2109002	8090B	OMES- Risk Mgmt Revolving Fund ASA	2.6395	1	81,163,041
2118506	8185F	Corporation Commission	2.6395	1	24,830,339
2137001	8370A	OIFA	2.6395	1	7,405,570
2138503	8385C	Oklahoma Insurance Department	2.6395	1	4,740,635
2139101	8391A	Multiple Injury Trust Fund	2.6395	1	25,886,984
2141001	8410A	Commissioners of the Land Office	2.6395	1	77,834,310
2142001	8420A	Langston University	2.6395	1	9,714,997
2143500	79901	Oklahoma Lottery Commission	2.6395	1	22,938,702
2143501	8435A	Oklahoma Lottery Commission	2.6395	1	7,034,551
2147704	8477D	Oklahoma Bureau of Narcotics	2.6395	1	13,765,648
2151500	79901	OPERS	2.6395	1	1,102,748
2151501	8515A	OPERS	2.6395	1	227,405
2151502	8515B	OPERS	2.6395	1	77,397
2151503	8515C	OPERS	2.6395	1	89,438
2151504	8515D	OPERS	2.6395	1	2,334,910
2151505	8515E	OPERS	2.6395	1	41,570
2151506	8515F	OPERS	2.6395	1	28,454
2151507	8515G	OPERS	2.6395	1	36,842
2151508	8515H	OPERS	2.6395	1	7,381
2153001	8530A	Panhandle State University	2.6395	1	373,934
2155701	8557A	OK Police Pension	2.6395	1	20,831,758
2169502	8695B	Tax Commission	2.6395	1	496,727,130
2169505	8695E	Tax Commission	2.6395	1	12,923
2169520	8695T	Tax Commission	2.6395	1	(272,049)
2169521	8695U	Tax Commission	2.6395	1	92,448,780
2174007	8740G	State Treasurer	2.6395	1	271,225
2183006	8830F	DHS - CSED	2.6395	1	13,375,325
7200039	20000	Oklahoma Boll Weevil Eradication	2.6395	1	4,120,730
7200131	79901	Department of Corrections	2.6395	1	16,556,063
7200320	20000	Department of Wildlife	2.6395	1	1,062,130
7200359	20000	OERB	2.6395	1	21,188,521
7200370	20000	OIFA	2.6395	1	467,503
7200391	20000	Multiple Injury Trust Fund	2.6395	1	95,203
7200410	20000	Commissioners of the Land Office	2.6395	1	2,683,760
7200435	20000	Oklahoma Lottery Commission	2.6395	1	34,971,568
7200515	20000	OPERS	2.6395	1	210,632
7200588	20000	Real Estate Commission	2.6395	1	3,309,699
7200830	20000	Department of Human Services	2.6395	1	117,492
7201825	20100	University Hospitals Authority	2.6395	1	3,181,193
7205090	20500	OMES Risk Management Division/DSC	2.6395	1	31,439,188
7205131	79901	Department of Corrections	2.6395	1	598,654
7205204	20500	JM Davis Arms & Historical Museum	2.6395	1	20,276
7205320	20500	Department of Wildlife	2.6395	1	1,279,611

Interest rate is net of 1.25 bp management fee



Office of the State Treasurer  
 Assets Under Management  
 August 31, 2023

Account	Class Funding	Agency	Interest Rate	Days to Maturity	Market Value
7205359	20500	Sustaining OK Energy Resources	2.6395	1	7,258,591
7205435	20500	Oklahoma Lottery Commission	2.6395	1	254,534
7205515	20500	OPERS	2.6395	1	255,568
7205563	20500	OK Bd for Private Vocational Schools	2.6395	1	266,542
7205630	20500	Oklahoma Department of Securities	2.6395	1	1,661,316
7205807	20500	Oklahoma Health Care Authority	2.6395	1	209,565
7210270	21000	State Election Board	2.6395	1	2,172,414
7210320	21000	Department of Wildlife	2.6395	1	6,196,130
7210350	21000	Oklahoma Historical Society	2.6395	1	30
7210400	21000	Office of Juvenile Affairs	2.6395	1	9,240
7210410	21000	Commissioners of the Land Office	2.6395	1	5,609,282
7210515	21000	OPERS	2.6395	1	814,332
7210570	21000	State Board of Licensure for Professional Engineers & Land	2.6395	1	278,616
7210588	21000	Real Estate Commission	2.6395	1	539,382
7215270	21500	State of Oklahoma Election Board - HAVA	2.6395	1	8,966,848
7215320	21500	Department of Wildlife	2.6395	1	4,407,163
7215566	21500	Tourism & Recreation Department	2.6395	1	7,503,785
7215585	21500	Department of Public Safety	2.6395	1	2,528,236
7215670	21500	JD McCarty Center	2.6395	1	747,979
7215825	215000	University Hospitals Authority	2.6395	1	1,830,715
7216805	21600	Department of Rehabilitation Services	2.6395	1	1,070,217
7220320	22000	Dept of Wildlife Conservation	2.6395	1	6,907,708
7220570	22000	OSB of Licensure for Professional Engineers and Land Surve	2.6395	1	308,099
7220585	22000	Department of Public Safety	2.6395	1	5,002,489
7220830	22000	Department of Human Services	2.6395	1	10,133
7225040	22500	Department of Agriculture	2.6395	1	250,604
7225830	22500	Department of Human Services	2.6395	1	6,034,262
7230220	23000	Oklahoma Crime Victims Compensation	2.6395	1	2,144,693
7230345	23000	Department of Transportation	2.6395	1	7,513,061
7230695	23000	Tax Commission	2.6395	1	897,920
7230807	23000	Health Care Authority	2.6395	1	19,431
7235605	23500	Regents for Higher Education	2.6395	1	9,438,625
7240807	24000	Health Care Authority	2.6395	1	62,368,674
7240830	24000	Oklahoma Human Services	2.6395	1	15,774,119
7244090	24400	OMES Dept of Central Services	2.6395	1	910,666
7245807	24500	Health Care Authority	2.6395	1	4,687,867
7255090	25500	Department of Central Services	2.6395	1	1,238,885
7255585	25500	Oklahoma Dept of Public Safety	2.6395	1	157,909
7260090	26000	OMES Risk Management Division	2.6395	1	5,536,068
7265090	26500	OMES- Risk Mgmt	2.6395	1	149,735
7275740	27500	OST - SEED	2.6395	1	1,459
7280090	28000	OMES DCS Property Distribution	2.6395	1	403,491
7280131	79901	Department of Corrections	2.6395	1	7,780,453

Interest rate is net of 1.25 bp management fee



Office of the State Treasurer  
 Assets Under Management  
 August 31, 2023

Account	Class Funding	Agency	Interest Rate	Days to Maturity	Market Value
7280345	28000	Department of Transportation	2.6395	1	3,466,082
7285345	28500	Department of Transportation	2.6395	1	152,727,502
7295090	27000	Emergency & Transportation	2.6395	1	7,893,855
7296150	29600	University of Science & Arts	2.6395	1	43
7303000	30300	Tobacco Litigation Escrow Fund	2.6395	1	31,152
7360566	36000	Tourism & Recreation Department	2.6395	1	6,650,832
7401105	40100	OCIA - NACEA Construction Series 2018B	2.6395	1	852
7403292	40300	Oklahoma Department of Environmental Quality	2.6395	1	761,531
7405220	40500	District Attorneys Council	2.6395	1	3,753,386
7408105	40800	OCIA	2.6395	1	1,080,703
7409105	40900	OCIA - NACEA Revenue Series 2018B	2.6395	1	89,157
7411105	41100	OCIA - Capitol Repair Revenue Series 2018C	2.6395	1	439,121
7412105	41200	OCIA	2.6395	1	2,532,272
7415105	41500	OCIA - DOC Construction Series 2018D	2.6395	1	8,274,878
7416000	41600	OSF - Oil Overcharge	2.6395	1	302,736
7416105	41600	OCIA - DOC Revenue Series 2018D	2.6395	1	758,434
7416160	41600	Department of Commerce	2.6395	1	3,184,903
7419105	41900	OCIA	2.6395	1	4,343,762
7420105	42000	OCIA - Construction Series 2019A	2.6395	1	1,188,388
7424105	42400	OCIA - Revenue Series 2019A	2.6395	1	213,749
7426000	42600	OSF - Oil Overcharge	2.6395	1	2,529,510
7426160	42600	Department of Commerce	2.6395	1	16,440,819
7427105	42700	OCIA - Construction Series 2019B	2.6395	1	727
7428105	42800	OCIA Endowed Chairs Fund	2.6395	1	1,922,007
7430010	43000	Oklahoma State University	2.6395	1	7,291,854
7430011	43000	Oklahoma State University	2.6395	1	3,135,409
7430012	43000	Oklahoma State University	2.6395	1	3,194,224
7430013	43000	Oklahoma State University	2.6395	1	3,135,350
7430014	43000	Oklahoma State University	2.6395	1	3,499,479
7430015	43000	Oklahoma State University	2.6395	1	3,025,605
7430016	43000	Oklahoma State University	2.6395	1	242,066
7430100	43000	Cameron University	2.6395	1	1,384,242
7430420	43000	Langston University	2.6395	1	54,233
7430461	43000	Rogers State College	2.6395	1	1,560,157
7430505	43000	Northwestern Oklahoma State University	2.6395	1	426,663
7430530	60000	Panhandle State University	2.6395	1	12,216
7430665	43000	Southwestern Oklahoma State University	2.6395	1	2,620,790
7430760	43000	University of Oklahoma	2.6395	1	51,121,186
7430770	43000	OUHSC	2.6395	1	90,671,295
7430773	43000	Oklahoma State University	2.6395	1	3,178,836
7434105	43400	OCIA	2.6395	1	100,504
7436000	43600	OSF - Oil Overcharge	2.6395	1	2,774
7436105	43600	OCIA	2.6395	1	452,109

Interest rate is net of 1.25 bp management fee



Office of the State Treasurer  
 Assets Under Management  
 August 31, 2023

Account	Class Funding	Agency	Interest Rate	Days to Maturity	Market Value
7437105	43700	OCIA	2.6395	1	718,108
7438105	43800	OCIA	2.6395	1	383,912
7439105	43900	OCIA Series 2020A Rev Fund	2.6395	1	2,971,175
7442105	44200	OCIA	2.6395	1	2,195,383
7443105	44300	OCIA	2.6395	1	1,098,012
7444105	44400	OCIA 2017C Series	2.6395	1	132,944
7444835	44400	Water Resources Board	2.6395	1	10,686,089
7445105	44500	OCIA - 2017B Capitol Repair 2 Revenue	2.6395	1	806,540
7445835	44500	Water Resources Board	2.6395	1	5,515,543
7447105	44700	2017A Revenue Fund	2.6395	1	307,702
7450105	45000	OCIA Series 2020B	2.6395	1	1,665,506
7452105	45200	OCIA Series 2020D	2.6395	1	83,901
7453105	45300	OCIA Series 2020D	2.6395	1	2,188,045
7454105	45400	OCIA Series 2020E	2.6395	1	520,996
7455105	45500	OCIA	2.6395	1	355,336
7455160	45500	Department of Commerce	2.6395	1	193,712
7458105	45800	OCIA Series 2020C	2.6395	1	926,452
7459105	45900	OCIA Endowed Chairs 2021	2.6395	1	1,678,748
7460100	46000	Cameron University	2.6395	1	13,670
7460105	46000	OCIA (TIFIA/ODOT 2022)	2.6395	1	9,421
7461105	46100	OCIA (TIFIA/ODOT 2022)	2.6395	1	393,577
7463105	46300	OCIA (Conservation-2022A)	2.6395	1	17,913,294
7464105	46400	OCIA	2.6395	1	105,068
7465105	46500	OCIA (Conservation-2022A)	2.6395	1	103,924
7466105	46600	OCIA (National Guard Museum 2022B)	2.6395	1	45,468,882
7467105	46700	OCIA (National Guard Museum 2022B)	2.6395	1	537,412
7468105	46800	OCIA ODVA-2022C	2.6395	1	29,348,308
7469105	46900	OCIA ODVA-2022C	2.6395	1	221,417
7470010	47000	Oklahoma State University Capital Bond Project	2.6395	1	1,372,466
7471835	47100	Water Resources Board	2.6395	1	945,566
7472835	47200	Water Resources Board	2.6395	1	88,331,814
7473835	47300	Water Resources Board	2.6395	1	106,027,111
7475750	47500	Tulsa Community College	2.6395	1	6,224
7475770	47500	OUHSC	2.6395	1	47,560,715
7479010	47900	Oklahoma State University Capital Bond Project	2.6395	1	128,429
7481105	48500	OCIA	2.6395	1	517,680,447
7485010	48500	OKLAHOMA STATE UNIVERSITY	2.6395	1	36,335
7486010	48600	OKLAHOMA STATE UNIVERSITY	2.6395	1	154,610
7487010	48700	OKLAHOMA STATE UNIVERSITY	2.6395	1	30
7488010	48800	OKLAHOMA STATE UNIVERSITY	2.6395	1	14,335,990
7488105	48800	OCIA	2.6395	1	27,379
7490010	49000	Oklahoma State University	2.6395	1	49,575
7490013	49000	Oklahoma State University	2.6395	1	22,487

Interest rate is net of 1.25 bp management fee





Office of the State Treasurer  
 Assets Under Management  
 August 31, 2023

Account	Class Funding	Agency	Interest Rate	Days to Maturity	Market Value
7490015	49000	Oklahoma State University	2.6395	1	1,437
7490270	49000	Oklahoma State Election Board	2.6395	1	18
7490760	49000	University of Oklahoma	2.6395	1	934,345
7490773	49000	Oklahoma State University	2.6395	1	58,201
7491220	49100	District Attorneys Council	2.6395	1	271,173
7497835	49700	Water Resources Board	2.6395	1	21,454,784
7512410	8410A	Commissioners of the Land Office	2.6395	1	210,336
7513410	8410A	Commissioners of the Land Office	2.6395	1	513,604
7514410	8410A	Commissioners of the Land Office	2.6395	1	5,007,024
7600010	60000	Oklahoma State University	2.6395	1	5,137,722
7600100	60000	Cameron University	2.6395	1	956,023
7600120	60000	University of Central Oklahoma	2.6395	1	4,915,288
7600150	60000	University of Science & Arts	2.6395	1	364,932
7600230	60000	East Central University	2.6395	1	1,107,909
7600420	60000	Langston University	2.6395	1	1,605,042
7600485	60000	Northeastern State University	2.6395	1	2,183,278
7600490	60000	Northern Oklahoma College	2.6395	1	431,550
7600505	60000	Northwestern Oklahoma State University	2.6395	1	2,218,967
7600530	60000	Panhandle State University	2.6395	1	115,669
7600660	60000	Southeastern Oklahoma State University	2.6395	1	196,177
7600665	60000	Southwestern Oklahoma State University	2.6395	1	3,570,449
7600760	60000	University of Oklahoma	2.6395	1	3,110,131
7650010	65000	Oklahoma State University	2.6395	1	2,975,612
7650100	65000	Cameron University	2.6395	1	532,996
7650120	65000	University of Central Oklahoma	2.6395	1	2,495,563
7650150	65000	University of Science & Arts	2.6395	1	270,388
7650230	65000	East Central University	2.6395	1	1,014,822
7650420	65000	Langston University	2.6395	1	1,002,516
7650485	65000	Northeastern State University	2.6395	1	736,672
7650490	65000	Northern Oklahoma College	2.6395	1	2,163,022
7650505	65000	Northwestern Oklahoma State University	2.6395	1	695,706
7650530	65000	Panhandle State University	2.6395	1	93,335
7650660	65000	Southeastern Oklahoma State University	2.6395	1	262,915
7650665	65000	Southwestern Oklahoma State University	2.6395	1	1,078,778
7650760	65000	University of Oklahoma	2.6395	1	1,783,189
7700040	70000	Department of Agriculture	2.6395	1	11,396,478
7700041	70000	Western Oklahoma State College	2.6395	1	643,123
7700131	79901	Department of Corrections	2.6395	1	27,943,420
7700240	70000	Eastern Oklahoma State College	2.6395	1	1,025,157
7700340	40000	State Health Department	2.6395	1	250,800.87
7700461	70000	Rogers State College	2.6395	1	10,398,843
7700490	70000	Northern Oklahoma College	2.6395	1	6,630,563
7700606	70000	Ardmore Higher Education Center	2.6395	1	0

Interest rate is net of 1.25 bp management fee



Office of the State Treasurer  
 Assets Under Management  
 August 31, 2023

Account	Class Funding	Agency	Interest Rate	Days to Maturity	Market Value
7700633	70000	Oklahoma City Community College	2.6395	1	12,225,252
7700660	70000	Southeastern Oklahoma State University	2.6395	1	1,952,494
7700760	70000	University of Oklahoma	2.6395	1	91,766,639
7700830	70000	Department of Human Services	2.6395	1	1,436,459
7701010	70100	Oklahoma State University	2.6395	1	14,067,755
7701150	70100	University of Science & Arts	2.6395	1	1,105,128
7701165	70100	Connors State College	2.6395	1	788,447
7701400	70100	Office of Juvenile Affairs	2.6395	1	10,464
7701480	70100	Northeastern Oklahoma A&M College	2.6395	1	469,842
7701530	70100	Panhandle State University	2.6395	1	81,224
7701605	70100	Regents for Higher Education	2.6395	1	36,357,367
7701650	70100	Department of Veteran Affairs	2.6395	1	682,160
7701770	70100	OUHSC	2.6395	1	413,660,541
7701805	70100	Department of Rehabilitation Services	2.6395	1	177,118
7701865	70100	OK Workers' Comp Commission	2.6395	1	5,257,691
7702120	70200	University of Central Oklahoma	2.6395	1	14,900,660
7702650	70200	Department of Veteran Affairs	2.6395	1	640,676
7703650	70300	Department of Veteran Affairs	2.6395	1	503,762
7704120	70400	University of Central Oklahoma	2.6395	1	1,533,873
7704650	70400	Department of Veteran Affairs	2.6395	1	919,426
7704865	70400	OK Workers' Comp Commission	2.6395	1	46,931
7705505	70500	Northwestern Oklahoma State University	2.6395	1	2,157,214
7705650	70500	Department of Veteran Affairs	2.6395	1	1,199,969
7705675	70500	Self Insurance Guaranty Fund	2.6395	1	2,299,999
7705865	70500	OK Workers' Comp Commission	2.6395	1	44,371
7706452	70600	Community Mental Health Center Rep Payee Account	2.6395	1	8,719
7706650	70600	Department of Veteran Affairs	2.6395	1	89,661
7706750	70600	Tulsa Community College	2.6395	1	4,842,550
7706865	70600	OK Workers' Comp Commission	2.6395	1	182,248
7707452	70700	Central Oklahoma CMHC Rep Payee Account	2.6395	1	62,416
7707585	70700	Department of Public Safety	2.6395	1	10,118,059
7707605	70700	Regents for Higher Education	2.6395	1	11,544,605
7707650	70700	Department of Veteran Affairs	2.6395	1	331,843
7707865	70700	OK Workers' Comp Commission	2.6395	1	250,943
7708108	70800	Carl Albert State College	2.6395	1	5,821,267
7708605	70800	Regents for Higher Education	2.6395	1	225,199
7709605	70900	Regents for Higher Education	2.6395	1	6,844,406
7710350	71000	Oklahoma Historical Society	2.6395	1	1,339,956
7710452	71000	Oklahoma Department of Mental Health	2.6395	1	1,569,022
7710605	71000	Regents for Higher Education	2.6395	1	6,689,652
7711185	8740G	Corporation Commission	2.6395	1	64,748,826
7711420	71100	Langston University	2.6395	1	180,728
7711452	71100	Griffin Memorial Hospital Rep Payee	2.6395	1	15,966

Interest rate is net of 1.25 bp management fee



Office of the State Treasurer  
 Assets Under Management  
 August 31, 2023

Account	Class Funding	Agency	Interest Rate	Days to Maturity	Market Value
7711605	71100	Regents for Higher Education	2.6395	1	789,757
7712605	71200	Regents for Higher Education	2.6395	1	129,115
7713605	71300	Regents for Higher Education	2.6395	1	23,824,074
7714605	71400	Regents for Higher Education	2.6395	1	16,201,360
7715605	71500	Regents for Higher Education	2.6395	1	2,026,742
7718605	71800	Regents for Higher Education	2.6395	1	15,423,784
7719605	71900	Regents for Higher Education	2.6395	1	40,898
7723623	72300	Seminole State College	2.6395	1	125,306
7725100	72500	Cameron University	2.6395	1	2,314,860
7730230	73000	East Central University	2.6395	1	2,967,731
7730830	73000	Department of Human Services	2.6395	1	277,250
7740605	74000	Regents for Higher Education	2.6395	1	2,310,172
7741241	74100	Redlands Community College	2.6395	1	2,354,760
7745605	74500	Regents for Higher Education	2.6395	1	928,617
7747470	74700	Murray State College	2.6395	1	5,157,379
7750350	75000	Oklahoma Historical Society	2.6395	1	421,127
7750531	75000	Rose State College	2.6395	1	15,860,120
7751485	75100	Northeastern State University	2.6395	1	15,366,355
7752485	75200	Northeastern State University	2.6395	1	3,250,610
7765665	76500	Southwestern Oklahoma State University	2.6395	1	7,289,623
7790041	79000	Western Oklahoma State College	2.6395	1	15,553
7790470	79000	Murray State College	2.6395	1	1
7790490	79000	Northern Oklahoma College	2.6395	1	1,487
7805370	80500	OIFA	2.6395	1	111
7847740	84700	OSF Building Project Fund	2.6395	1	7,915
7851740	85100	OCIA	2.6395	1	1,443,336
7853740	85300	Oklahoma 2010b GO Sinking Fund	2.6395	1	16,933
7854740	85400	OCIA Endowed Chair Fund 2010	2.6395	1	1,048,336
7862740	86200	OCIA 2013	2.6395	1	113,057
7910467	91000	OSF Escrow Fund	2.6395	1	189,300
7920605	92000	Regents for Higher Education	2.6395	1	28,225,031
<b>State Agency, Investable Base</b>					<b>3,506,396,841</b>
<b>State of Oklahoma, Investable Base</b>					<b>11,878,146,452</b>
<b>Assets Under Management</b>					<b>15,384,543,293</b>