

Treasurer Todd Russ



OKLAHOMA
State Treasurer

TREASURER'S INVESTMENTS

June 2024

Treasurer's Mission Statement

The mission of the Office of the State Treasurer is to serve the people of Oklahoma by providing sound banking and investment services, reuniting individuals and businesses with their unclaimed property, and promoting economic opportunities in a fiscally responsible and efficient manner while adhering to the highest professional and ethical standards.



OKLAHOMA State Treasurer

Todd Russ

Investment Report

June 2024

PORTFOLIO PERFORMANCE, DIVERSIFICATION AND STRATEGY

June portfolio yielded **3.35%**, up from **2.55%** last year, with a weighted average maturity of 987 days.

Total assets under management of **\$16.3 billion**, up \$900 million in comparison to June 2023.

Total portfolio contained **71% in U.S. Treasuries, approximately 5% in U.S. government agencies, 15% in mortgage-backed securities, 8% in money market mutual funds, 0.2% in certificates of deposit, and 0.8% in state bond issues and foreign bonds**, comprising the balance of funds invested.

"Yields will continue to grow as the portfolio sheds the older investments and takes on the influence of the new rate range. Earnings from the Treasury portfolio show historic record highs." **TREASURER RUSS**

PORTFOLIO	UTILIZATION	INVESTMENT OPPORTUNITIES	DIVERSIFICATION
Seek safety, liquidity and return on investment, in that order	Laddered bond maturities and buy-and-hold	Market observation, maximizing income within investment parameters and stable interest rates	Sound strategy keeping with the state's statutory investment objectives

FY2024	Revenue Actual	Revenue Estimate	Up \$42,081,304 or 12.60%	FY2023	Revenue Actual	Revenue Estimate	Up \$33,933,270 or 18.24%
	\$ 376,081,304	\$ 334,000,000			\$ 219,933,270	\$ 186,000,000	

TOTAL FUNDS INVESTED Available market value investment funds, including State Treasurer investments at **\$12,412,332,151**. State Agency balances in OK Invest of **\$3,972,739,644**, for a total of **\$16,385,071,795**.

MARKET CONDITIONS Treasury yields dipped across the board by the end of June. The yield on the 10-year treasury, which influences interest rates on mortgages and other consumer loans, dropped **0.10%** to **4.40%**. The 2-year treasury fell by **0.12%** to **4.75%**. The segment of the yield curve from 2 to 10-years continued to be inverted since the Federal Reserve began raising interest rates more than 2 years ago.

	S&P	Dow	Nasdaq
Month	14.8%	3.8%	18.1%
Year	10.16%	5.62%	9.11%

The first six months of 2024 reflected strong returns for the S&P 500, Dow Jones and Nasdaq. The last day of June was volatile for the equity markets possibly due to signs of cooling inflation and the current political environment. The S&P finished the month with a **3.5%** gain, the Nasdaq came in at **6.0%** and the Dow returned **1.1%**.

The minutes from the Federal Reserve meeting held on June 11-12 were released showing there was not enough evidence inflation was lowering sufficiently to begin reducing interest rates. The Fed updated their dot plot, which records each official's projection for short-term interest rates, indicating one quarter percentage point cut by the end of 2024. This was in comparison **3 rate cuts** following the last dot plot update made in March.

According to the Federal Reserve's meeting summary, "Participants affirmed that additional favorable data were required to give them greater confidence that inflation was moving sustainably toward 2%."

ECONOMIC DEVELOPMENTS The economy added more jobs than anticipated with **206,000** nonfarm payrolls created during June. Reuters reported that government and healthcare services hiring made up about three-quarters of the payrolls gain. The initial jobs number for May was significantly revised down to **218,000** from **272,000**. The unemployment rate unexpectedly rose from **4%** to **4.1%** and tied for the highest level since October 2021. Average hourly earnings increased **0.3%** in June and **3.9%** on an annualized basis, reflecting economist estimates.

The consumer price index (CPI) fell **0.1%** on a month-over-month basis, after being unchanged in May. Over the last 12 months it was at **3%** reflecting a **.30%** decline. The CPI came in lower than anticipated by most economists. The core CPI, which strips out food and fuel prices, was at **3.3%** compared to a year earlier. The Bureau of Labor Statistics reported the producer price index (PPI) for final demand increased **0.2%** in June, on a seasonally adjusted basis. This was in comparison to prices being unchanged in May and gaining **0.5%** in April. On a monthly basis, core PPI came in subdued at **3.1%** reflecting a decline of **0.1%** over the previous month.

Retail sales for May gained only **0.1%** month-over-month, on a seasonally adjusted basis, and April was downwardly revised by **0.2%**. A decline in sales occurred during the month at gasoline stations, furniture stores and food services and drinking places.

Existing home sales, which are comprised of completed transactions that include single-family homes, townhomes, condominiums and co-ops, fell **0.7%** in May compared to the previous month. On an annual basis, seasonally adjusted home sales were at **4.11 million** reflecting a dip of **2.8%** from one year ago.

The first quarter of 2024 gross domestic product (GDP) was upwardly revised by **0.1%** to an annual rate of **1.4%** in comparison to **3.4%** the previous quarter.

According to the New York Times, “Officials have spent months waiting for evidence that shelter costs are cooling, because they make up a big chunk of overall inflation and tend to move slowly. That finally happened in the June data.

According to Reuters “In the 12 months through June, the PPI increased 2.6%.” Although it was a gain it was lower than expected.

According to Trade Economics, “Sales of sporting goods, hobby, musical instrument and books recorded the biggest increase, followed by clothing, motor vehicle and part dealers and nonstore retailers.”

According to Realtor.com, “The combination of high home prices and elevated mortgage rates has proved to be challenging for the housing market, weighing down sales activity. Despite record-high home equity, existing homeowners have largely avoided moving to hold on to their existing low mortgage rate.”

According to the Bureau of Economic Analysis, the first quarter gain was due to “increases in consumer spending, housing investment, business investment, and state and local government that were partly offset by a decrease in inventory investment. Imports, which are a subtraction in the calculation of GDP, increased”.

COLLATERALIZATION All funds under the control of this office requiring collateralization were secured at rates ranging from 100% to 110%, depending on the type of investment.

PAYMENTS, FEES, AND COMMISSIONS Securities were purchased or sold utilizing competitive bidding. Bank fees and money market mutual fund operating expenses are detailed in the attached pages, as is the earnings split between the State Treasurer and the master custodian bank on securities lending income.

Best regards,



TODD RUSS
STATE TREASURER

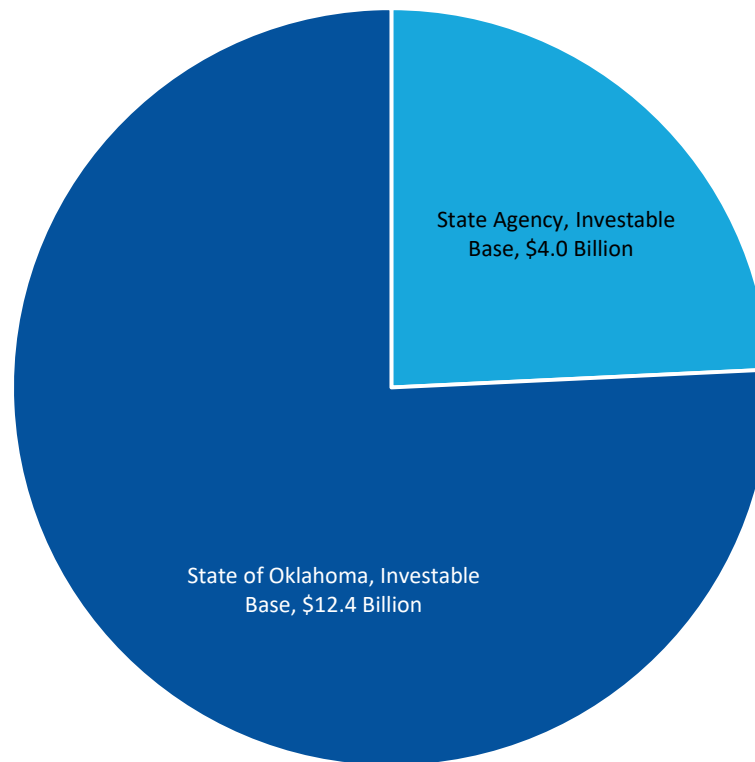
CC: The Honorable *Kevin Stitt*, Governor
The Honorable *Charles McCall*, Speaker of the House
The Honorable *Greg Treat*, President Pro Tempore
The Honorable *Gentner Drummond*, Attorney General
The Honorable *Cindy Byrd*, State Auditor and Inspector



OKLAHOMA
State Treasurer

Office of the State Treasurer
Distribution of Assets Under Management
June 30, 2024

\$16.4 Billion





Office of the State Treasurer
 Portfolio Composition
 June 30, 2024

Asset Category	Face Amount/ Shares	Market Value	Book Value	% of Portfolio	YTM @ Cost	Weighted Average Maturity
Certificate of Deposit	39,374,000	39,374,000	39,374,000	0.2	5.44%	66
Foreign Bonds	107,500,000	107,104,698	107,500,000	0.6	4.97%	688
Money Market - Mutual Funds	1,266,353,439	1,266,353,439	1,266,353,439	7.5	5.21%	1
State Bond Issues	30,000,000	30,000,000	30,000,000	0.2	5.77%	824
US Agency - MBS	2,579,319,304	2,276,039,101	2,596,259,248	15.4	1.88%	2,234
US Agency Bonds	890,000,000	868,663,927	886,884,873	5.3	1.99%	276
US Treasury Bonds / Notes	12,325,000,000	11,797,536,630	11,966,022,203	70.8	3.55%	879
Total / Average	17,237,546,743	16,385,071,795	16,892,393,763	100.0	3.35%	987

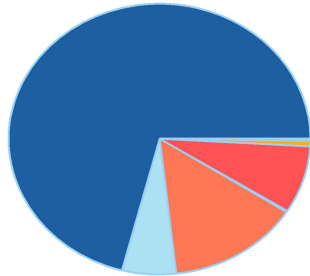


Office of the State Treasurer
 Distribution by Asset Category - Market Value
 Report Group: Monthly Investment Report

Begin Date: 5/31/2024, End Date: 6/30/2024

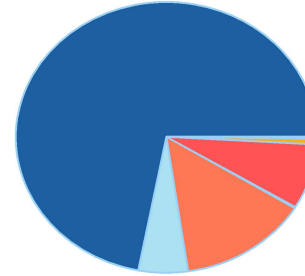
Asset Category	Market Value 5/31/2024	% of Portfolio 5/31/2024	Market Value 6/30/2024	% of Portfolio 6/30/2024
Certificate of Deposit	41,374,000	0.3	39,374,000	0.2
Foreign Bonds	106,958,196	0.7	107,104,698	0.7
Money Market - Mutual Funds	1,294,459,781	8.0	1,266,353,439	7.7
State Bond Issues	30,000,000	0.2	30,000,000	0.2
US Agency - MBS	2,289,928,113	14.0	2,276,039,101	13.9
US Agency Bonds	941,232,098	5.8	868,663,927	5.3
US Treasury Bonds / Notes	11,506,672,416	71.0	11,797,536,630	72.0
Total / Average	16,210,624,604	100.0	16,385,071,795	100.0

Portfolio Holdings as of 5/31/2024



- 0.26%-Certificate of...
- 0.66%-Foreign Bonds
- 7.99%-Money Market -...
- 0.19%-State Bond Iss...
- 14.13%-US Agency - M...
- 5.81%-US Agency Bond...
- 70.98%-US Treasury B...

Portfolio Holdings as of 6/30/2024



- 0.24%-Certificate of...
- 0.65%-Foreign Bonds
- 7.73%-Money Market -...
- 0.18%-State Bond Iss...
- 13.89%-US Agency - M...
- 5.3%-US Agency Bonds
- 72%-US Treasury Bond...



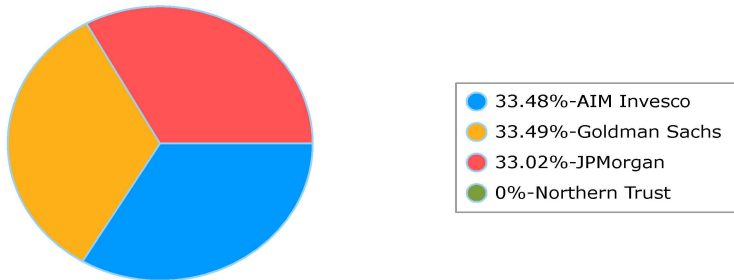
Office of the State Treasurer
 Distribution by Issuer - Market Value
 Report Group: Money Market*

Begin Date: 5/31/2024, End Date: 6/30/2024

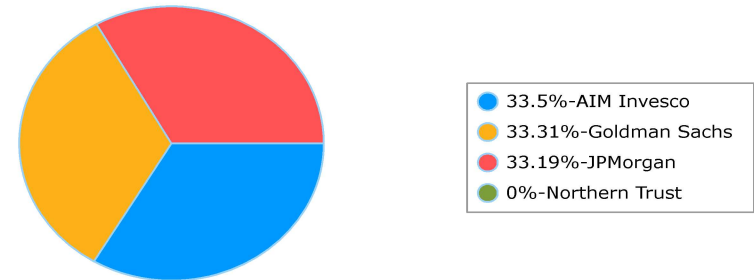
Issuer Allocation

Issuer	Market Value 5/31/2024	% of Portfolio 5/31/2024	Market Value 6/30/2024	% of Portfolio 6/30/2024
AIM Invesco	433,429,352	33.5	424,179,186	33.5
Goldman Sachs	433,575,579	33.5	421,861,373	33.3
JPMorgan	427,425,577	33.0	420,280,266	33.2
Northern Trust	29,273	0.00	32,614	0.00
Total / Average	1,294,459,781	100.0	1,266,353,439	100.0

Portfolio Holdings as of 5/31/2024



Portfolio Holdings as of 6/30/2024



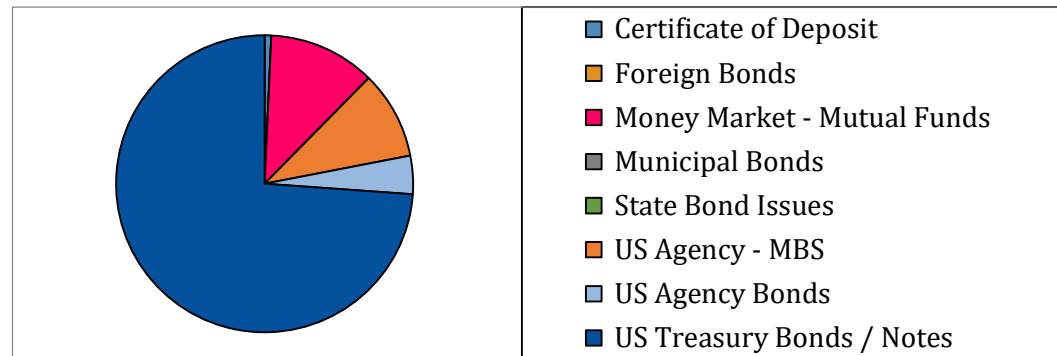
*Money market balances exclude funds from the American Rescue Plan Act (ARPA).



Office of the State Treasurer
Earnings by Asset Category
June 30, 2024

Asset Category	YTM @ Cost	Interest Earned Net of Amortization/ Accretion	Realized Gain/Loss	Total Earnings
Certificate of Deposit	5.44%	330,121	-	330,121
Foreign Bonds	4.97%	-	-	-
Money Market - Mutual Funds	5.21%	5,259,605	-	5,259,605
State Bond Issues	5.77%	-	-	-
US Agency - MBS	1.87%	4,542,541	(216,623)	4,325,918
US Agency Bonds	1.94%	1,880,522	-	1,880,522
US Treasury Bonds / Notes	3.54%	33,354,728	-	33,354,728
Link Deposit (not active)		-		-
Total or Average	3.35%	45,367,517	(216,623)	45,150,894

Total Earnings as of 6/30/2024





Office of the State Treasurer
Investment Activity
June 30, 2024

Description	CUSIP	Broker/ Dealer	Trade Date	Settlement Date	YTM @ Cost	Par	Principal	Price	Interest	Total
Buy										
T-Note 2.625 2/15/2029	9128286B1	Hilltop	6/25/2024	6/26/2024	4.310	25,000,000	23,246,094	92.984	237,981	23,484,075
T-Note 2.625 2/15/2029	9128286B1	Hilltop	6/24/2024	6/25/2024	4.313	25,000,000	23,242,188	92.969	236,178	23,478,365
T-Note 2.625 2/15/2029	9128286B1	Morgan Stanley	6/21/2024	6/24/2024	4.305	25,000,000	23,249,023	92.996	234,375	23,483,398
T-Note 2.625 2/15/2029	9128286B1	RBC	6/20/2024	6/21/2024	4.321	25,000,000	23,229,492	92.918	228,966	23,458,459
T-Note 3.75 12/31/2028	91282CJR3	UBS	6/24/2024	6/25/2024	4.312	25,000,000	24,428,711	97.715	455,872	24,884,583
T-Note 3.75 12/31/2028	91282CJR3	Stifel Nicolaus	6/21/2024	6/24/2024	4.307	25,000,000	24,433,594	97.734	453,297	24,886,891
T-Note 3.75 12/31/2028	91282CJR3	BNY Mellon Capital Markets	6/20/2024	6/21/2024	4.327	25,000,000	24,413,086	97.652	445,570	24,858,656
T-Note 4 1/31/2029	91282CJW2	TD Securities	6/25/2024	6/26/2024	4.303	25,000,000	24,686,523	98.746	403,846	25,090,370
T-Note 4 1/31/2029	91282CJW2	Morgan Stanley	6/24/2024	6/25/2024	4.305	25,000,000	24,683,594	98.734	401,099	25,084,693
T-Note 4 1/31/2029	91282CJW2	UBS	6/21/2024	6/24/2024	4.293	25,000,000	24,696,289	98.785	398,352	25,094,641
T-Note 4 1/31/2029	91282CJW2	Mizuho Securities	6/20/2024	6/21/2024	4.316	25,000,000	24,671,875	98.688	390,110	25,061,985
T-Note 4.125 3/31/2029	91282CKG5	UMB Bank	6/25/2024	6/26/2024	4.289	25,000,000	24,824,219	99.297	245,133	25,069,352
T-Note 4.125 3/31/2029	91282CKG5	RBC	6/24/2024	6/25/2024	4.293	25,000,000	24,819,336	99.277	242,316	25,061,652
T-Note 4.125 3/31/2029	91282CKG5	Stifel Nicolaus	6/21/2024	6/24/2024	4.286	25,000,000	24,827,148	99.309	239,498	25,066,646
T-Note 4.125 3/31/2029	91282CKG5	Jefferies & Co	6/20/2024	6/21/2024	4.306	25,000,000	24,804,688	99.219	231,045	25,035,733
						375,000,000	364,255,859		4,843,637	369,099,497
Matured										
FHLB 2.875 6/14/2024	3130A1XJ2	Wells Fargo	6/14/2024	6/14/2024	0.000	25,000,000	25,000,000	0.000	0	25,000,000
FHLB 2.875 6/14/2024	3130A1XJ2	Wells Fargo	6/14/2024	6/14/2024	0.000	25,000,000	25,000,000	0.000	0	25,000,000
FHLB 2.875 6/14/2024	3130A1XJ2	Wells Fargo	6/14/2024	6/14/2024	0.000	25,000,000	25,000,000	0.000	0	25,000,000
T-Note 0.25 6/15/2024	91282CCG4	BofA Securities	6/15/2024	6/15/2024	0.000	25,000,000	25,000,000	0.000	0	25,000,000
T-Note 0.25 6/15/2024	91282CCG4	Bank of Oklahoma	6/15/2024	6/15/2024	0.000	25,000,000	25,000,000	0.000	0	25,000,000
T-Note 0.25 6/15/2024	91282CCG4	Bank of Oklahoma	6/15/2024	6/15/2024	0.000	25,000,000	25,000,000	0.000	0	25,000,000
T-Note 2 6/30/2024	912828XX3	BofA Securities	6/30/2024	6/30/2024	0.000	25,000,000	25,000,000	0.000	0	25,000,000
T-Note 2 6/30/2024	912828XX3	Bank of Oklahoma	6/30/2024	6/30/2024	0.000	25,000,000	25,000,000	0.000	0	25,000,000
						200,000,000	200,000,000		0	200,000,000
Net Change in Investments (Buy & Matured)						175,000,000	164,255,859		4,843,637	169,099,497



Office of the State Treasurer
 Transactions by Security Type
 June 30, 2024

Description	CUSIP	Action	Settlement Date	Maturity Date	YTM @ Cost	Par	Principal	Price	Interest	Total
US Treasury Bonds and Notes										
T-Note 2.625 2/15/2029	9128286B1	Buy	6/26/2024	2/15/2029	4.310	25,000,000	23,246,094	92.984	237,981	23,484,075
T-Note 2.625 2/15/2029	9128286B1	Buy	6/25/2024	2/15/2029	4.313	25,000,000	23,242,188	92.969	236,178	23,478,365
T-Note 2.625 2/15/2029	9128286B1	Buy	6/24/2024	2/15/2029	4.305	25,000,000	23,249,023	92.996	234,375	23,483,398
T-Note 2.625 2/15/2029	9128286B1	Buy	6/21/2024	2/15/2029	4.321	25,000,000	23,229,492	92.918	228,966	23,458,459
T-Note 3.75 12/31/2028	91282CJR3	Buy	6/25/2024	12/31/2028	4.312	25,000,000	24,428,711	97.715	455,872	24,884,583
T-Note 3.75 12/31/2028	91282CJR3	Buy	6/24/2024	12/31/2028	4.307	25,000,000	24,433,594	97.734	453,297	24,886,890
T-Note 3.75 12/31/2028	91282CJR3	Buy	6/21/2024	12/31/2028	4.327	25,000,000	24,413,086	97.652	445,570	24,858,656
T-Note 4 1/31/2029	91282CJW2	Buy	6/26/2024	1/31/2029	4.303	25,000,000	24,686,523	98.746	403,846	25,090,370
T-Note 4 1/31/2029	91282CJW2	Buy	6/25/2024	1/31/2029	4.305	25,000,000	24,683,594	98.734	401,099	25,084,693
T-Note 4 1/31/2029	91282CJW2	Buy	6/24/2024	1/31/2029	4.293	25,000,000	24,696,289	98.785	398,352	25,094,641
T-Note 4 1/31/2029	91282CJW2	Buy	6/21/2024	1/31/2029	4.316	25,000,000	24,671,875	98.688	390,110	25,061,985
T-Note 4.125 3/31/2029	91282CKG5	Buy	6/26/2024	3/31/2029	4.289	25,000,000	24,824,219	99.297	245,133	25,069,352
T-Note 4.125 3/31/2029	91282CKG5	Buy	6/25/2024	3/31/2029	4.293	25,000,000	24,819,336	99.277	242,316	25,061,652
T-Note 4.125 3/31/2029	91282CKG5	Buy	6/24/2024	3/31/2029	4.286	25,000,000	24,827,148	99.309	239,498	25,066,646
T-Note 4.125 3/31/2029	91282CKG5	Buy	6/21/2024	3/31/2029	4.306	25,000,000	24,804,688	99.219	231,045	25,035,733
						375,000,000	364,255,859		4,843,637	369,099,497
					Certificates of Deposits		19,115,000			
					Total		383,370,859			



Office of the State Treasurer
 Transactions by Broker
 June 30, 2024

Description	CUSIP	Action	Asset Category	Settlement Date	Maturity Date	YTM @ Cost	Par	Principal	Price	Interest	Total
BNY Mellon Capital Markets											
T-Note 3.75 12/31/2028	91282CJR3	Buy	US Treasury Bonds / Notes	6/21/2024	12/31/2028	4.327	25,000,000	24,413,086	97.652	445,570	24,858,655.99
							25,000,000	24,413,086		445,570	24,858,655.99
Hilltop											
T-Note 2.625 2/15/2029	9128286B1	Buy	US Treasury Bonds / Notes	6/26/2024	2/15/2029	4.310	25,000,000	23,246,094	92.984	237,981	23,484,074.52
T-Note 2.625 2/15/2029	9128286B1	Buy	US Treasury Bonds / Notes	6/25/2024	2/15/2029	4.313	25,000,000	23,242,188	92.969	236,178	23,478,365.38
							50,000,000	46,488,281		474,159	46,962,439.90
Jefferies & Co											
T-Note 4.125 3/31/2029	91282CKG5	Buy	US Treasury Bonds / Notes	6/21/2024	3/31/2029	4.306	25,000,000	24,804,688	99.219	231,045	25,035,732.58
							25,000,000	24,804,688		231,045	25,035,732.58
Mizuho Securities											
T-Note 4 1/31/2029	91282CJW2	Buy	US Treasury Bonds / Notes	6/21/2024	1/31/2029	4.316	25,000,000	24,671,875	98.688	390,110	25,061,984.89
							25,000,000	24,671,875		390,110	25,061,984.89
Morgan Stanley											
T-Note 2.625 2/15/2029	9128286B1	Buy	US Treasury Bonds / Notes	6/24/2024	2/15/2029	4.305	25,000,000	23,249,023	92.996	234,375	23,483,398.44
T-Note 4 1/31/2029	91282CJW2	Buy	US Treasury Bonds / Notes	6/25/2024	1/31/2029	4.305	25,000,000	24,683,594	98.734	401,099	25,084,692.65
							50,000,000	47,932,617		635,474	48,568,091.09
RBC											
T-Note 2.625 2/15/2029	9128286B1	Buy	US Treasury Bonds / Notes	6/21/2024	2/15/2029	4.321	25,000,000	23,229,492	92.918	228,966	23,458,458.54
T-Note 4.125 3/31/2029	91282CKG5	Buy	US Treasury Bonds / Notes	6/25/2024	3/31/2029	4.293	25,000,000	24,819,336	99.277	242,316	25,061,651.51
							50,000,000	48,048,828		471,282	48,520,110.05
Stifel Nicolaus											
T-Note 3.75 12/31/2028	91282CJR3	Buy	US Treasury Bonds / Notes	6/24/2024	12/31/2028	4.307	25,000,000	24,433,594	97.734	453,297	24,886,890.45
T-Note 4.125 3/31/2029	91282CKG5	Buy	US Treasury Bonds / Notes	6/24/2024	3/31/2029	4.286	25,000,000	24,827,148	99.309	239,498	25,066,646.39
							50,000,000	49,260,742		692,795	49,953,536.84
TD Securities											
T-Note 4 1/31/2029	91282CJW2	Buy	US Treasury Bonds / Notes	6/26/2024	1/31/2029	4.303	25,000,000	24,686,523	98.746	403,846	25,090,369.59
							25,000,000	24,686,523		403,846	25,090,369.59
UBS											
T-Note 3.75 12/31/2028	91282CJR3	Buy	US Treasury Bonds / Notes	6/25/2024	12/31/2028	4.312	25,000,000	24,428,711	97.715	455,872	24,884,583.19
T-Note 4 1/31/2029	91282CJW2	Buy	US Treasury Bonds / Notes	6/24/2024	1/31/2029	4.293	25,000,000	24,696,289	98.785	398,352	25,094,640.71
							50,000,000	49,125,000		854,224	49,979,223.90
UMB Bank											
T-Note 4.125 3/31/2029	91282CKG5	Buy	US Treasury Bonds / Notes	6/26/2024	3/31/2029	4.289	25,000,000	24,824,219	99.297	245,133	25,069,351.95
							25,000,000	24,824,219		245,133	25,069,351.95
							375,000,000	364,255,859		4,843,637	369,099,496.78



Office of the State Treasurer
 Comparison of Actual Earnings to Estimated Earnings
 June 30, 2024

Fiscal Year to Date

Asset Category	Revenues Actual	Revenues Estimate	Variance	Percent	Investable Base Actual	Investable Base - Est.	Variance	Percent
Certificates of Deposit	1,798,405	1,500,000	298,405	19.89%	29,809,832	32,000,000	(2,190,168)	-6.84%
Foreign Bonds	1,631,542	1,000,000	631,542	63.15%	81,088,360	37,000,000	44,088,360	119.16%
Money Market Mutual Funds	50,003,934	50,000,000	3,934	0.01%	958,749,011	1,000,000,000	(41,250,989)	-4.13%
State of OK Bonds	1,692,500	1,000,000	692,500	69.25%	30,000,000	30,000,000	0	0.00%
US Agency - MBS	42,928,045	45,000,000	-2,071,955	-4.60%	1,723,176,302	2,000,000,000	(276,823,698)	-13.84%
US Agency Bonds	17,823,710	20,000,000	-2,176,290	-10.88%	657,660,535	1,500,000,000	(842,339,465)	-56.16%
US Treasury Bonds / Notes	260,203,167	215,500,000	44,703,167	20.74%	8,931,848,111	7,401,000,000	1,530,848,111	20.68%
Total or Average	376,081,304	334,000,000	42,081,304	12.60%	12,412,332,151	12,000,000,000	412,332,151	3.44%

The Treasurer had revised the estimated earnings to the Board of Equalization for Fiscal Year 2024. The amount estimated was \$334,000,000. Year-to-date actual earnings are recorded on an accrual basis of accounting.



Office of the State Treasurer
Comparison of Actual Earnings to Estimated Earnings
June 30, 2024

The following page presents market rates of return on the Securities portion of the General Account and the State's aggregated State Agency Accounts. These figures, which are dollar-weighted and time-weighted where appropriate, are calculated using the percentage change in market value (inclusive of accrued income) from the end of the prior month to the end of the reporting month.

To ensure the integrity of data, this information is provided by the Treasurer's custodian bank acting in its capacity as an external third party. As such, performance measurement is presently confined to those investments which are held with the custodian bank Northern Trust Company.

Benchmark data is also provided on the following page.



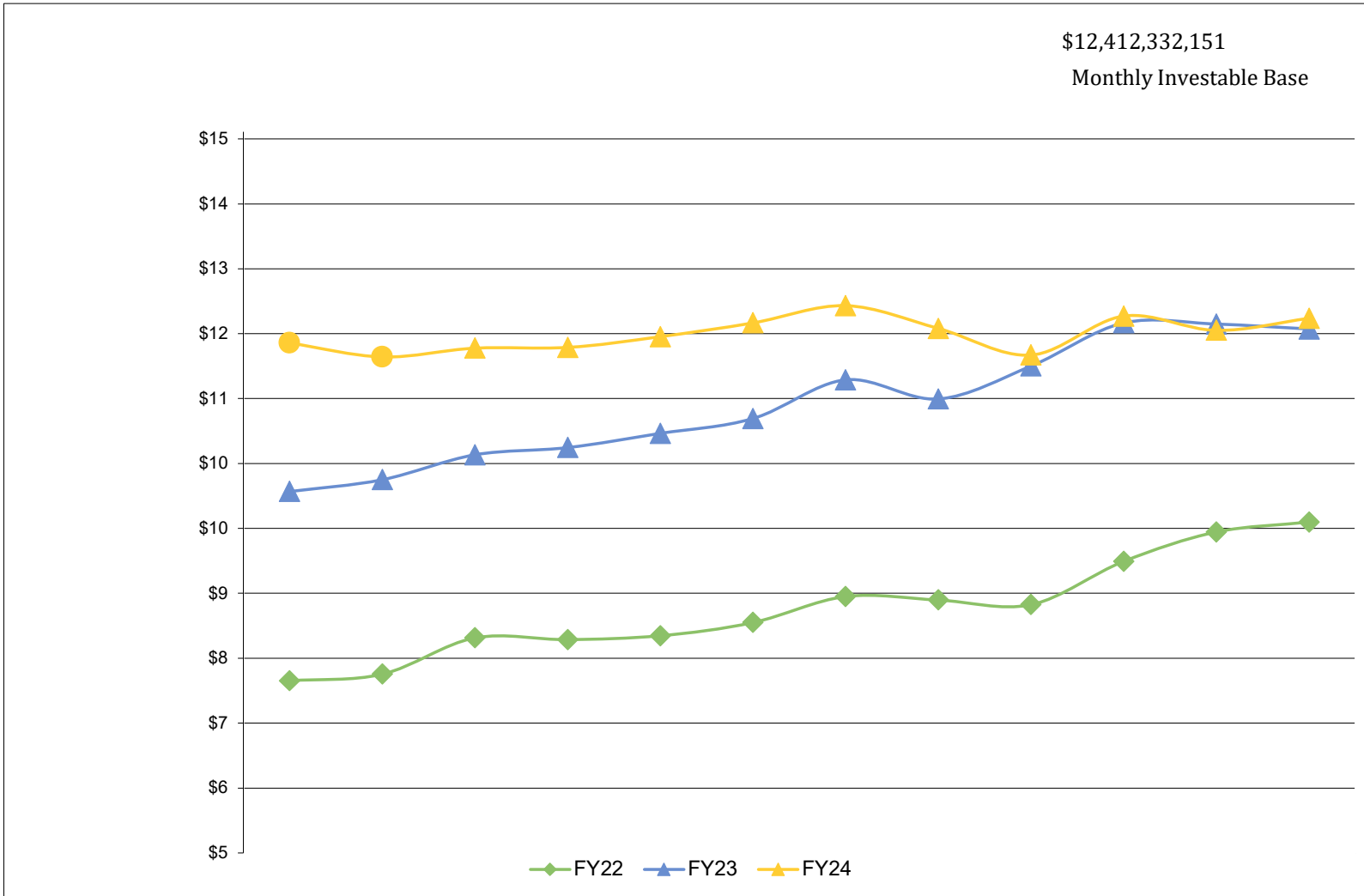
Office of the State Treasurer
Performance Comparison
June 30, 2024

	Current Month	Fiscal Year-to-Date
Securities, General Revenue Account	0.67%	4.35%
Securities, Agency Directed Langston University	2.97%	24.44%
Benchmark Merrill Lynch, US 1 Year T-Bill	0.42%	5.14%

Analysis by Northern Trust Company
Represents dollar-weighted and time-weighted rates of return



Office of the State Treasurer
General Revenue Fund, 36 Month Investable Base (Billions)
June 30, 2024





Office of the State Treasurer
 Banking, Custody, and other Fees
 June 30, 2024

Depository Bank	Tax ID Number	City	State	Amount
Arvest Bank	73-1291209	Bartlesville	Oklahoma	5
BancFirst	73-1332918	OKC	Oklahoma	84
Bank of America	57-0236115	OKC	Oklahoma	617
Central National Bank	73-0177591	Alva	Oklahoma	28
Central Service Bank	73-0783952	Enid	Oklahoma	5
Federal Reserve Bank	44-0545874	Kansas City	Kansas	1,399
Intrust Bank	48-0477525	Wichita	Kansas	58
JP Morgan/Chase, Okla., NA	73-0777610	OKC	Oklahoma	29,048
The Bank N.A.	73-0344910	McAlester	Oklahoma	5
Total				31,248

Money Market Mutual Funds

The State Treasurer participates in the following money market mutual funds. The funds managers are compensated for certain operating expenses by deducting a fee from the gross interest earnings.

Fund Manager	Tax ID	Annualized fee	Amount
Invesco	76-0574220	0.180%	63,364
JPMorgan Securities	23-2694160	0.180%	62,777
Goldman Sachs	06-1287410	0.110%	38,511
BOSC Inc	73-1275307	0.070%	24,507

Note: Pursuant to Oklahoma State Statute Title 62, Section 89.7, all known fees are to be reported. The money market mutual fund fees reported are shown at the contracted rate.

Securities Lending Program

The State Treasurer participates in a securities lending program with Deutsche Bank acting as lending agent. Deutsche Bank retains 15% of the revenues generated as compensation for services, their share for the month(lag 1 month) was \$ 58,258. Pursuant to Oklahoma State Statute Title 62 Section 90, the State Treasurer retains the first \$450,000 of security lending revenue in a revolving fund. These funds are used to pay custody and other banking fees. Any revenue not needed for this purpose is deposited to the General Fund.

Northern Trust Custody Fees

Pursuant to custodial contract with Northern Trust Company, custody fees are paid quarterly. Fees paid to Northern Trust Company for FY24 was approximately 50,000.



OKLAHOMA
State Treasurer

AGENCY-DIRECTED INVESTMENTS

June 2024

Treasurer's Mission Statement

The mission of the Office of the State Treasurer is to serve the people of Oklahoma by providing sound banking and investment services, reuniting individuals and businesses with their unclaimed property, and promoting economic opportunities in a fiscally responsible and efficient manner while adhering to the highest professional and ethical standards.



Office of the State Treasurer
 Agency Directed Investments
 June 30, 2024

Issuer	Face Amount/Shares	Market Value	Book Value	% of Portfolio
ARPA Funding				
JPMorgan MM	1,247,245,064	1,247,245,064	1,247,245,064	1.00
Total, ARPA Funding	1,247,245,064	1,247,245,064	1,247,245,064	1.00
Langston - Agency Directed				
Fundamental Investors Inc A	16,499	1,338,877	371,159	0.33
Investment Co of America A	16,849	963,402	371,249	0.33
Washington Mutual Fund A	17,404	1,051,756	371,269	0.34
Northern Trust - Agency Fund	3,565	3,565	3,565	0.00
Total / Average	54,317	3,357,600	1,117,242	1.00
Report Total	1,247,299,381	1,250,602,664	1,248,362,306	



Office of the State Treasurer
State Agency Directed by Broker
June 30, 2024

Broker	Tax ID	Purchases at Cost	Sales at Cost
No activity			



Office of the State Treasurer
State Agency Directed by Security Type
June 30, 2024

Broker

Tax ID

Purchases at Cost

Sales at Cost

No activity



Office of the State Treasurer
 Assets Under Management
 June 30, 2024

Account	Class Funding	Agency	Interest Rate	Days to Maturity	Market Value
2109002	8090B	OMES- Risk Mgmt Revolving Fund ASA	3.2705	1	82,542,239
2118506	8185F	Corporation Commission	3.2705	1	23,735,582
2137001	8370A	OIFA	3.2705	1	10,033,865
2138503	8385C	Oklahoma Insurance Department	3.2705	1	2,872,933
2139101	8391A	Multiple Injury Trust Fund	3.2705	1	27,512,104
2141001	8410A	Commissioners of the Land Office	3.2705	1	133,926,645
2142001	8420A	Langston University	3.2705	1	7,486,987
2143500	79901	Oklahoma Lottery Commission	3.2705	1	12,756,851
2143501	8435A	Oklahoma Lottery Commission	3.2705	1	6,277,572
2147704	8477D	Oklahoma Bureau of Narcotics	3.2705	1	15,989,066
2151500	79901	OPERS	3.2705	1	4,934,047
2151501	8515A	OPERS	3.2705	1	274,061
2151502	8515B	OPERS	3.2705	1	1,537,348
2151503	8515C	OPERS	3.2705	1	89,839
2151504	8515D	OPERS	3.2705	1	2,139,940
2151505	8515E	OPERS	3.2705	1	45,525
2151506	8515F	OPERS	3.2705	1	237,628
2151507	8515G	OPERS	3.2705	1	4,030,805
2151508	8515H	OPERS	3.2705	1	695,021
2153001	8530A	Panhandle State University	3.2705	1	1,360,487
2155701	8557A	OK Police Pension	3.2705	1	11,171,947
2169502	8695B	Tax Commission	3.2705	1	502,131,544
2169505	8695E	Tax Commission	3.2705	1	13,245
2169520	8695T	Tax Commission	3.2705	1	(89,778)
2169521	8695U	Tax Commission	3.2705	1	95,583,707
2174007	8740G	State Treasurer	3.2705	1	1,960,746
2183006	8830F	DHS - CSED	3.2705	1	14,678,786
7200039	20000	Oklahoma Boll Weevil Eradication	3.2705	1	4,029,223
7200131	79901	Department of Corrections	3.2705	1	15,535,896
7200320	20000	Department of Wildlife	3.2705	1	2,607,010
7200359	20000	OERB	3.2705	1	18,054,520
7200370	20000	OIFA	3.2705	1	1,120,649
7200391	20000	Multiple Injury Trust Fund	3.2705	1	81,574
7200410	20000	Commissioners of the Land Office	3.2705	1	2,683,254
7200435	20000	Oklahoma Lottery Commission	3.2705	1	42,682,418
7200515	20000	OPERS	3.2705	1	79,200
7200557	20000	Oklahoma Police Pension	3.2705	1	18,800
7200588	20000	Real Estate Commission	3.2705	1	3,883,247
7200830	20000	Department of Human Services	3.2705	1	120,420
7201825	20100	University Hospitals Authority	3.2705	1	2,963,012
7205090	20500	OMES Risk Management Division/DSC	3.2705	1	81,627,369
7205131	79901	Department of Corrections	3.2705	1	1,137,046

Interest rate is net of 1.25 bp management fee



Office of the State Treasurer
 Assets Under Management
 June 30, 2024

Account	Class Funding	Agency	Interest Rate	Days to Maturity	Market Value
7205204	20500	JM Davis Arms & Historical Museum	3.2705	1	20,780
7205320	20500	Department of Wildlife	3.2705	1	1,374,216
7205359	20500	Sustaining OK Energy Resources	3.2705	1	7,859,836
7205435	20500	Oklahoma Lottery Commission	3.2705	1	268,401
7205515	20500	OPERS	3.2705	1	214,227
7205563	20500	OK Bd for Private Vocational Schools	3.2705	1	282,078
7205630	20500	Oklahoma Department of Securities	3.2705	1	1,638,981
7205807	20500	Oklahoma Health Care Authority	3.2705	1	6,179,367
7210270	21000	State Election Board	3.2705	1	1,429,467
7210320	21000	Department of Wildlife	3.2705	1	5,875,161
7210350	21000	Oklahoma Historical Society	3.2705	1	31
7210400	21000	Office of Juvenile Affairs	3.2705	1	2,411
7210410	21000	Commissioners of the Land Office	3.2705	1	5,749,066
7210515	21000	OPERS	3.2705	1	739,557
7210570	21000	State Board of Licensure for Professional Engineers & Land	3.2705	1	285,559
7210588	21000	Real Estate Commission	3.2705	1	419,905
7215270	21500	State of Oklahoma Election Board - HAVA	3.2705	1	8,400,144
7215320	21500	Department of Wildlife	3.2705	1	4,685,806
7215566	21500	Tourism & Recreation Department	3.2705	1	7,471,190
7215585	21500	Department of Public Safety	3.2705	1	2,730,775
7215670	21500	JD McCarty Center	3.2705	1	833,575
7215825	215000	University Hospitals Authority	3.2705	1	1,885,001
7216805	21600	Department of Rehabilitation Services	3.2705	1	1,159,896
7220320	22000	Dept of Wildlife Conservation	3.2705	1	7,532,924
7220570	22000	OSB of Licensure for Professional Engineers and Land Surv	3.2705	1	292,305
7220585	22000	Department of Public Safety	3.2705	1	5,102,910
7220830	22000	Department of Human Services	3.2705	1	10,386
7225040	22500	Department of Agriculture	3.2705	1	134,044
7225830	22500	Department of Human Services	3.2705	1	224,206
7230220	23000	Oklahoma Crime Victims Compensation	3.2705	1	2,977,537
7230345	23000	Department of Transportation	3.2705	1	5,811,256
7230695	23000	Tax Commission	3.2705	1	1,893,793
7230807	23000	Health Care Authority	3.2705	1	0
7235605	23500	Regents for Higher Education	3.2705	1	4,852,153
7240807	24000	Health Care Authority	3.2705	1	18,456,928
7240830	24000	Oklahoma Human Services	3.2705	1	13,774,451
7244090	24400	OMES Dept of Central Services	3.2705	1	357,785
7245807	24500	Health Care Authority	3.2705	1	1,411,645
7255090	25500	Department of Central Services	3.2705	1	1,950,025
7255585	25500	Oklahoma Dept of Public Safety	3.2705	1	214,377
7260090	26000	OMES Risk Management Division	3.2705	1	6,019,305
7265090	26500	OMES- Risk Mgmt	3.2705	1	177,957

Interest rate is net of 1.25 bp management fee



Office of the State Treasurer
 Assets Under Management
 June 30, 2024

Account	Class Funding	Agency	Interest Rate	Days to Maturity	Market Value
7275740	27500	OST - SEED	3.2705	1	1,506
7280090	28000	OMES DCS Property Distribution	3.2705	1	627,488
7280131	79901	Department of Corrections	3.2705	1	12,525,217
7280345	28000	Department of Transportation	3.2705	1	1,529,427
7285345	28500	Department of Transportation	3.2705	1	173,392,914
7295090	27000	Emergency & Transportation	3.2705	1	9,721,446
7296150	29600	University of Science & Arts	3.2705	1	44
7303000	30300	Tobacco Litigation Escrow Fund	3.2705	1	31,929
7360566	36000	Tourism & Recreation Department	3.2705	1	6,278,615
7403292	40300	Oklahoma Department of Environmental Quality	3.2705	1	1,014,477
7405220	40500	District Attorneys Council	3.2705	1	1,437,742
7408105	40800	OCIA	3.2705	1	5,404
7409105	40900	OCIA - NACEA Revenue Series 2018B	3.2705	1	685
7411105	41100	OCIA - Capitol Repair Revenue Series 2018C	3.2705	1	2,934
7412105	41200	OCIA	3.2705	1	10,394
7416000	41600	OSF - Oil Overcharge	3.2705	1	310,280
7416105	41600	OCIA - DOC Revenue Series 2018D	3.2705	1	10,114
7416160	41600	Department of Commerce	3.2705	1	3,264,272
7419105	41900	OCIA	3.2705	1	29,424
7424105	42400	OCIA - Revenue Series 2019A	3.2705	1	725
7426000	42600	OSF - Oil Overcharge	3.2705	1	2,592,545
7426160	42600	Department of Commerce	3.2705	1	17,397,529
7428105	42800	OCIA Endowed Chairs Fund	3.2705	1	9,689
7430010	43000	Oklahoma State University	3.2705	1	3,780,405
7430011	43000	Oklahoma State University	3.2705	1	3,119,562
7430012	43000	Oklahoma State University	3.2705	1	3,053,452
7430013	43000	Oklahoma State University	3.2705	1	3,059,652
7430014	43000	Oklahoma State University	3.2705	1	3,069,736
7430015	43000	Oklahoma State University	3.2705	1	3,107,343
7430016	43000	Oklahoma State University	3.2705	1	34,830
7430100	43000	Cameron University	3.2705	1	1,222,211
7430420	43000	Langston University	3.2705	1	354,301
7430461	43000	Rogers State College	3.2705	1	1,874,991
7430505	43000	Northwestern Oklahoma State University	3.2705	1	401,167
7430530	60000	Panhandle State University	3.2705	1	14,345
7430665	43000	Southwestern Oklahoma State University	3.2705	1	2,439,773
7430760	43000	University of Oklahoma	3.2705	1	60,233,102
7430770	43000	OUHSC	3.2705	1	93,868,178
7430773	43000	Oklahoma State University	3.2705	1	3,326,763
7434105	43400	OCIA	3.2705	1	(74,852)
7436000	43600	OSF - Oil Overcharge	3.2705	1	2,843
7436105	43600	OCIA	3.2705	1	2,402

Interest rate is net of 1.25 bp management fee



Office of the State Treasurer
 Assets Under Management
 June 30, 2024

Account	Class Funding	Agency	Interest Rate	Days to Maturity	Market Value
7437105	43700	OCIA	3.2705	1	563,738
7438105	43800	OCIA	3.2705	1	2,597
7439105	43900	OCIA Series 2020A Rev Fund	3.2705	1	11,936
7443105	44300	OCIA	3.2705	1	4,555
7444105	44400	OCIA 2017C Series	3.2705	1	(131,733)
7444835	44400	Water Resources Board	3.2705	1	13,913,711
7445105	44500	OCIA - 2017B Capitol Repair 2 Revenue	3.2705	1	5,387
7445835	44500	Water Resources Board	3.2705	1	7,749,097
7447105	44700	2017A Revenue Fund	3.2705	1	2,303
7450105	45000	OCIA Series 2020B	3.2705	1	6,690
7452105	45200	OCIA Series 2020D	3.2705	1	700
7453105	45300	OCIA Series 2020D	3.2705	1	1,279,453
7454105	45400	OCIA Series 2020E	3.2705	1	2,796
7455105	45500	OCIA	3.2705	1	2,374
7455160	45500	Department of Commerce	3.2705	1	377,860
7458105	45800	OCIA Series 2020C	3.2705	1	3,802
7459105	45900	OCIA Endowed Chairs 2021	3.2705	1	8,394
7460100	46000	Cameron University	3.2705	1	101,918
7461105	46100	OCIA (TIFIA/ODOT 2022)	3.2705	1	1,600
7463105	46300	OCIA (Conservation-2022A)	3.2705	1	18,359,697
7464105	46400	OCIA	3.2705	1	18,000
7465105	46500	OCIA (Conservation-2022A)	3.2705	1	1,369
7466105	46600	OCIA (National Guard Museum 2022B)	3.2705	1	42,742,159
7467105	46700	OCIA (National Guard Museum 2022B)	3.2705	1	2,337
7468105	46800	OCIA ODVA-2022C	3.2705	1	29,088,388
7469105	46900	OCIA ODVA-2022C	3.2705	1	(219,634)
7470010	47000	Oklahoma State University Capital Bond Project	3.2705	1	949
7471835	47100	Water Resources Board	3.2705	1	2,051,171
7472835	47200	Water Resources Board	3.2705	1	51,792,962
7473835	47300	Water Resources Board	3.2705	1	113,988,424
7475750	47500	Tulsa Community College	3.2705	1	6,379
7475770	47500	OUHSC	3.2705	1	89,765,785
7476760	47600	University of Oklahoma	3.2705	1	168,690,453
7480105	48000	OCIA	3.2705	1	2,861
7481105	48500	OCIA	3.2705	1	595,231,163
7485010	48500	OKLAHOMA STATE UNIVERSITY	3.2705	1	56,563
7487010	48700	OKLAHOMA STATE UNIVERSITY	3.2705	1	12,139,094
7488010	48800	OKLAHOMA STATE UNIVERSITY	3.2705	1	2,906,918
7488105	48800	OCIA	3.2705	1	846
7490010	49000	Oklahoma State University	3.2705	1	50,810
7490013	49000	Oklahoma State University	3.2705	1	23,047
7490015	49000	Oklahoma State University	3.2705	1	1,473

Interest rate is net of 1.25 bp management fee



Office of the State Treasurer
 Assets Under Management
 June 30, 2024

Account	Class Funding	Agency	Interest Rate	Days to Maturity	Market Value
7490270	49000	Oklahoma State Election Board	3.2705	1	19
7490773	49000	Oklahoma State University	3.2705	1	59,651
7491220	49100	District Attorneys Council	3.2705	1	277,930
7497085	49700	Broadband	3.2705	1	38,545,633
7497835	49700	Water Resources Board	3.2705	1	9,755,169
7513410	8410A	Commissioners of the Land Office	3.2705	1	43,339
7514410	8410A	Commissioners of the Land Office	3.2705	1	427,660
7600010	60000	Oklahoma State University	3.2705	1	8,314,274
7600100	60000	Cameron University	3.2705	1	1,279,851
7600120	60000	University of Central Oklahoma	3.2705	1	5,477,662
7600150	60000	University of Science & Arts	3.2705	1	383,354
7600230	60000	East Central University	3.2705	1	1,723,386
7600420	60000	Langston University	3.2705	1	2,139,574
7600485	60000	Northeastern State University	3.2705	1	2,009,181
7600490	60000	Northern Oklahoma College	3.2705	1	759,301
7600505	60000	Northwestern Oklahoma State University	3.2705	1	1,489,513
7600530	60000	Panhandle State University	3.2705	1	378,361
7600660	60000	Southeastern Oklahoma State University	3.2705	1	345,557
7600665	60000	Southwestern Oklahoma State University	3.2705	1	3,863,518
7600760	60000	University of Oklahoma	3.2705	1	2,207,216
7650010	65000	Oklahoma State University	3.2705	1	3,534,496
7650100	65000	Cameron University	3.2705	1	754,444
7650120	65000	University of Central Oklahoma	3.2705	1	2,903,666
7650150	65000	University of Science & Arts	3.2705	1	200,054
7650230	65000	East Central University	3.2705	1	1,148,995
7650420	65000	Langston University	3.2705	1	1,374,240
7650485	65000	Northeastern State University	3.2705	1	665,092
7650490	65000	Northern Oklahoma College	3.2705	1	3,198,739
7650505	65000	Northwestern Oklahoma State University	3.2705	1	710,546
7650530	65000	Panhandle State University	3.2705	1	257,890
7650660	65000	Southeastern Oklahoma State University	3.2705	1	470,093
7650665	65000	Southwestern Oklahoma State University	3.2705	1	1,117,057
7650760	65000	University of Oklahoma	3.2705	1	1,498,470
7700040	70000	Department of Agriculture	3.2705	1	11,689,018
7700041	70000	Western Oklahoma State College	3.2705	1	667,083
7700131	79901	Department of Corrections	3.2705	1	29,375,987
7700240	70000	Eastern Oklahoma State College	3.2705	1	494,215
7700461	70000	Rogers State College	3.2705	1	11,520,962
7700490	70000	Northern Oklahoma College	3.2705	1	5,397,857
7700606	70000	Ardmore Higher Education Center	3.2705	1	0
7700633	70000	Oklahoma City Community College	3.2705	1	13,938,717
7700660	70000	Southeastern Oklahoma State University	3.2705	1	2,606,796

Interest rate is net of 1.25 bp management fee



Office of the State Treasurer
 Assets Under Management
 June 30, 2024

Account	Class Funding	Agency	Interest Rate	Days to Maturity	Market Value
7700760	70000	University of Oklahoma	3.2705	1	124,466,561
7700830	70000	Department of Human Services	3.2705	1	1,161,261
7701010	70100	Oklahoma State University	3.2705	1	22,643,927
7701150	70100	University of Science & Arts	3.2705	1	2,347,298
7701165	70100	Connors State College	3.2705	1	1,137,506
7701400	70100	Office of Juvenile Affairs	3.2705	1	5,637
7701480	70100	Northeastern Oklahoma A&M College	3.2705	1	173,419
7701530	70100	Panhandle State University	3.2705	1	129,511
7701605	70100	Regents for Higher Education	3.2705	1	34,482,992
7701650	70100	Department of Veteran Affairs	3.2705	1	713,255
7701770	70100	OUHSC	3.2705	1	422,315,029
7701805	70100	Department of Rehabilitation Services	3.2705	1	202,790
7701865	70100	OK Workers' Comp Commission	3.2705	1	5,372,853
7702120	70200	University of Central Oklahoma	3.2705	1	14,791,612
7702650	70200	Department of Veteran Affairs	3.2705	1	567,070
7703650	70300	Department of Veteran Affairs	3.2705	1	528,816
7704120	70400	University of Central Oklahoma	3.2705	1	1,423,625
7704650	70400	Department of Veteran Affairs	3.2705	1	1,096,494
7704865	70400	OK Workers' Comp Commission	3.2705	1	48,100
7705505	70500	Northwestern Oklahoma State University	3.2705	1	1,638,358
7705650	70500	Department of Veteran Affairs	3.2705	1	1,286,617
7705675	70500	Self Insurance Guaranty Fund	3.2705	1	2,366,815
7705865	70500	OK Workers' Comp Commission	3.2705	1	45,477
7706452	70600	Community Mental Health Center Rep Payee Account	3.2705	1	8,936
7706650	70600	Department of Veteran Affairs	3.2705	1	79,131
7706750	70600	Tulsa Community College	3.2705	1	5,326,660
7706865	70600	OK Workers' Comp Commission	3.2705	1	186,790
7707452	70700	Central Oklahoma CMHC Rep Payee Account	3.2705	1	51,807
7707585	70700	Department of Public Safety	3.2705	1	9,022,615
7707605	70700	Regents for Higher Education	3.2705	1	19,073,549
7707650	70700	Department of Veteran Affairs	3.2705	1	414,833
7707865	70700	OK Workers' Comp Commission	3.2705	1	257,197
7708108	70800	Carl Albert State College	3.2705	1	7,808,142
7708605	70800	Regents for Higher Education	3.2705	1	175,613
7709605	70900	Regents for Higher Education	3.2705	1	4,840,033
7710350	71000	Oklahoma Historical Society	3.2705	1	1,375,861
7710452	71000	Oklahoma Department of Mental Health	3.2705	1	1,672,688
7710605	71000	Regents for Higher Education	3.2705	1	4,951,506
7711185	8740G	Corporation Commission	3.2705	1	72,402,418
7711420	71100	Langston University	3.2705	1	382,588
7711452	71100	Griffin Memorial Hospital Rep Payee	3.2705	1	34,148
7711605	71100	Regents for Higher Education	3.2705	1	798,568

Interest rate is net of 1.25 bp management fee



Office of the State Treasurer
 Assets Under Management
 June 30, 2024

Account	Class Funding	Agency	Interest Rate	Days to Maturity	Market Value
7712605	71200	Regents for Higher Education	3.2705	1	121,501
7713605	71300	Regents for Higher Education	3.2705	1	48,519,860
7714452	71400	Northwest Center for Behavioral Health	3.2705	1	50,632
7714605	71400	Regents for Higher Education	3.2705	1	17,027,376
7715605	71500	Regents for Higher Education	3.2705	1	1,367,112
7718605	71800	Regents for Higher Education	3.2705	1	14,716,387
7719605	71900	Regents for Higher Education	3.2705	1	42,523
7723623	72300	Seminole State College	3.2705	1	445,394
7725100	72500	Cameron University	3.2705	1	439,093
7730230	73000	East Central University	3.2705	1	13,209,051
7730830	73000	Department of Human Services	3.2705	1	314,020
7740605	74000	Regents for Higher Education	3.2705	1	2,990,396
7741241	74100	Redlands Community College	3.2705	1	3,026,373
7745605	74500	Regents for Higher Education	3.2705	1	202,426
7747470	74700	Murray State College	3.2705	1	5,309,042
7750350	75000	Oklahoma Historical Society	3.2705	1	266,042
7750531	75000	Rose State College	3.2705	1	15,831,287
7751485	75100	Northeastern State University	3.2705	1	11,903,290
7752485	75200	Northeastern State University	3.2705	1	3,176,526
7765665	76500	Southwestern Oklahoma State University	3.2705	1	3,562,730
7790470	79000	Murray State College	3.2705	1	1
7805370	80500	OIFA	3.2705	1	114
7851740	85100	OCIA	3.2705	1	12,672,701
7854740	85400	OCIA Endowed Chair Fund 2010	3.2705	1	9,919,122
7862740	86200	OCIA 2013	3.2705	1	1,102,623
7910467	91000	OSF Escrow Fund	3.2705	1	194,017
7920605	92000	Regents for Higher Education	3.2705	1	30,572,143
State Agency, Investable Base					3,972,739,644
State of Oklahoma, Investable Base					12,412,332,151
Assets Under Management					16,385,071,795