

Treasurer Todd Russ



TREASURER'S INVESTMENTS

March 2023

Treasurer's Mission Statement

The mission of the Office of the State Treasurer is to serve the people of Oklahoma by providing sound banking and investment services, reuniting individuals and businesses with their unclaimed property, and promoting economic opportunities in a fiscally responsible and efficient manner while adhering to the highest professional and ethical standards.



OKLAHOMA State Treasurer

Todd Russ

March 2023

To the People of Oklahoma:

The Office of the State Treasurer is pleased to issue the March monthly investment performance report. I trust you will find it thorough, upholding my commitment to provide disclosure on the economic environment and portfolio results. As always, my staff and I are available to answer any questions, and I hope you find this information helpful.

Market Conditions for March

The treasury curve had an across-the-board decline in yields, compared to the previous month. The 2-year treasury was down 0.79% to 4.02% at the end of March. The benchmark 10-year treasury was 3.47%, in comparison to 3.92% at the end of February. The 30-year was 3.65%.

The equity markets continued to be volatile but ended March reflecting some resiliency with major indexes earning positive returns for the month and quarter. The S&P, Dow and Nasdaq gained 3.51%, 6.69% and 1.89%, respectively. The first quarter returns were 7.03% for the S&P, 16.77% for the Dow and 0.38% for the Nasdaq.

The Federal Reserve raised interest rates on March 22 by an additional 0.25% to a range between 4.75% and 5%. The failures in March of Silicon Valley Bank and Signature Bank reflected the second and third largest bank failures in U.S. history. As reported by the Wall Street Journal (WSJ), the banks that collapsed could “lead the central bank to move more cautiously to assess the state of the financial system.”

According to the FOMC statement issued by the Federal Reserve, “The U.S. banking system is sound and resilient. Recent developments are likely to result in tighter credit conditions for households and businesses and to weigh on economic activity, hiring and inflation. The extent of these effects is uncertain.”

Economic Developments for March

The non-farm payroll gains for February were 311,000, and the January payroll number was downwardly revised by 13,000 to a gain of 504,000. The unemployment rate went up to 3.6% from 3.4% the previous month. The WSJ journal said, “Large parts of the labor market – including restaurants, hospitals and nursing homes – are driving the growth. Those service providers were hit hardest by social-distancing measures at the onset of the pandemic. Now, nearly three years later, they are hiring at a rapid clip as they find it easier to recruit and fill openings, helping fuel an extended stretch of outsize hiring gains.”

The Consumer Price Index (CPI) was 0.4% for February and was 6% year-over-year. The core CPI, which excludes food and energy, gained 0.5% and came in at 5.5% on an annualized basis. Although the CPI annual increase was the smallest since September 2021, it reflected that inflation continued to be an issue for the economy. On a positive note, the Labor Department reported the Producer Price Index (PPI) for final demand dropped in February by 0.1%, and the January PPI was downwardly revised to a gain of 0.3% from the previously reported 0.7%. Reuters reported the “decline in PPI was led by a 0.2% drop in goods prices, which followed a 1.2% increase in January.”

The Commerce Department reported that retail sales in February dropped by a seasonally adjusted 0.4%. In addition, retail sales for January were upwardly revised by 0.2% for a gain of 3.2%. “Retail sales have been

volatile of late, falling – on a seasonally adjusted basis – during the holiday season before a strong gain in January and retreat last month. Over the past year retail sales have advanced 5.4%, slightly slower than 6% consumer inflation,” according to the WSJ.

According to the National Association of Realtors, existing home sales have consecutively declined for the last twelve months through January. Sales of existing homes rose in February to 14.5% from the prior month but, on an annualized basis, has declined by 22.6%. The overall decline in the housing market has been attributed to higher mortgage rates. The WSJ reported that the “national median existing-home sales price fell 0.2% in February from a year earlier to \$363,000, the first year-over-year decline since February 2012. Median prices, which aren’t seasonally adjusted, were down 12.3% from a record high in June.”

The revised and final estimate for gross domestic product (GDP) was 2.6% for the last quarter of 2022. On an annualized basis, GDP came in at 2.1% for the year. According to Trading Economics, “Consumer spending rose 1%, below 1.4% in the second estimate, as spending on services advanced much less than initially estimated. Also, spending on goods went down 0.1%, compared to initial estimates of a 0.5% decline, with jewelry leading the drop. Also, the contribution from net trade was revised lower, with both exports and imports falling more.”

Portfolio Commentary: Performance, Diversification, and Strategy

The State Treasurer’s portfolio yielded 2.20% in March with a weighted average maturity of 1,003 days. The total assets under management were \$14.7 billion, in comparison to \$11.4 billion a year ago. The portfolio’s diversification strategy continues to be sound. U.S. government sponsored enterprises accounted for approximately 22% of the portfolio and mortgage-backed securities were 20%. U.S. treasuries represented 53% of assets, money market mutual funds were 4% and certificates of deposit were 0.5%. Israel bonds and state bond issues totaled 0.5% and comprised the balance of funds invested. In keeping with the state’s statutory investment objectives, the portfolio strategy continues to seek safety, liquidity and return on investment, in that order. Laddered bond maturities and a buy-and-hold strategy were utilized. Market observation for investment opportunities were considered to maximize income within investment parameters and rising interest rates.

Collateralization

All funds under the control of this office requiring collateralization were secured at rates ranging from 100% to 110%, depending on the type of investment.

Payments, Fees, and Commissions

Securities were purchased or sold utilizing competitive bidding. Bank fees and money market mutual fund operating expenses are detailed in the attached pages, as is the earnings split between the State Treasurer and the master custodian bank on securities lending income.

Total Funds Invested

Funds available for investment at market value include the State Treasurer’s investments at \$11,752,527,774 and State Agency balances in OK Invest at \$3,041,101,013, for a total of \$14,793,628,787.

Best regards,

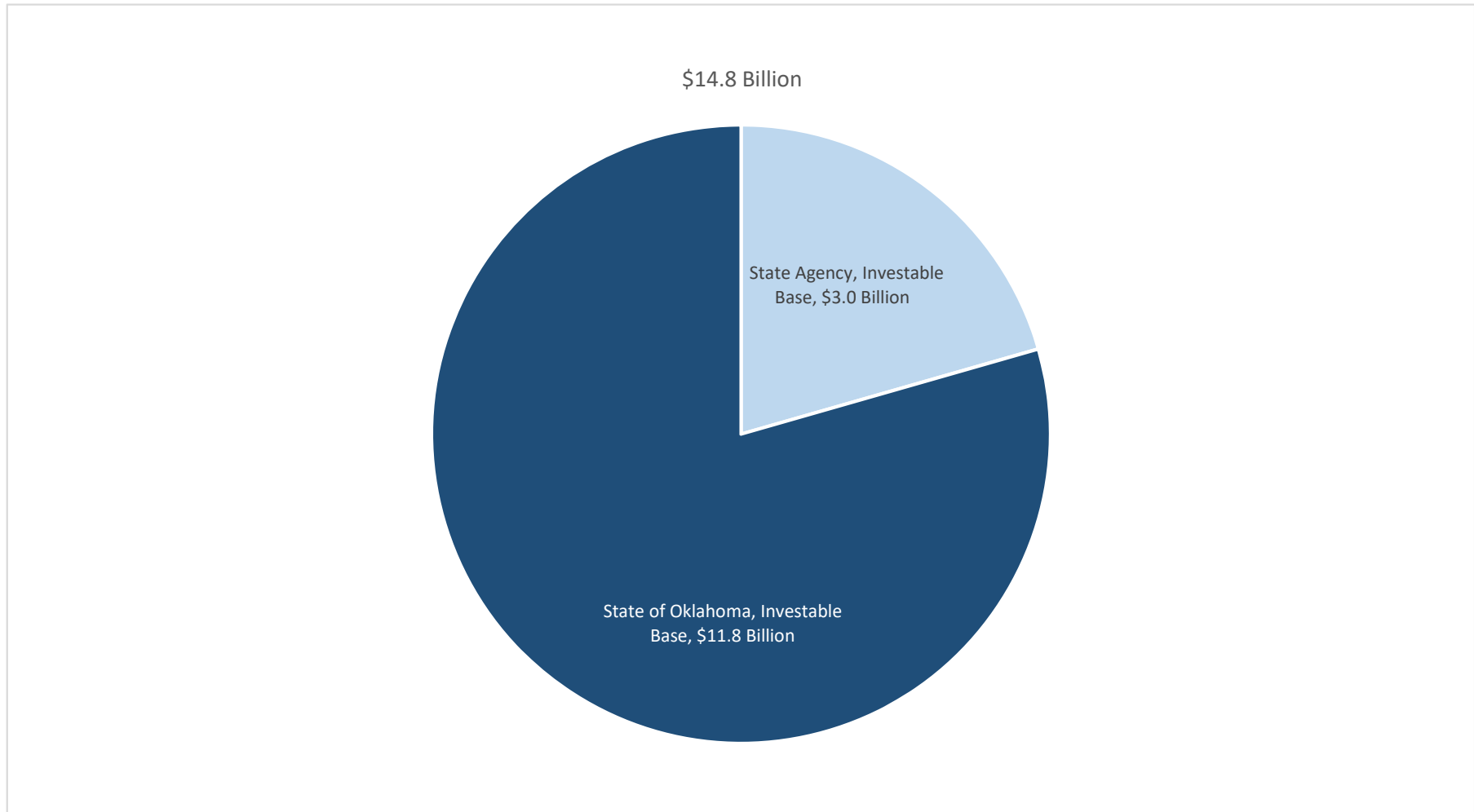


TODD RUSS
STATE TREASURER

cc: The Honorable Kevin Stitt, Governor
The Honorable Charles McCall, Speaker of the House
The Honorable Greg Treat, President Pro Tempore
The Honorable Gentner Drummond, Attorney General
The Honorable Cindy Byrd, State Auditor and Inspector



Office of the State Treasurer
Distribution of Assets Under Management
March 31, 2023





Office of the State Treasurer
Portfolio Composition
March 31, 2023

Asset Category	Face Amount/ Shares	Market Value	Book Value	% of Portfolio	YTM @ Cost	Weighted Average Maturity
Certificate of Deposit	43,224,000	43,224,000	43,224,000	0.3	4.98%	73
Foreign Bonds	43,500,000	42,872,495	43,500,000	0.3	2.29%	437
Money Market - Mutual Funds	564,944,035	564,944,035	564,944,035	3.7	4.56%	1
State Bond Issues	30,000,000	30,000,000	30,000,000	0.2	2.70%	1,281
US Agency - MBS	3,062,947,081	2,783,610,172	3,099,647,029	20.2	1.87%	2,179
US Agency Bonds	3,386,425,000	3,303,531,594	3,388,790,323	22.1	0.75%	317
US Treasury Bonds / Notes	8,425,000,000	8,025,446,491	8,176,170,619	53.2	2.74%	918
Total / Average	15,556,040,116	14,793,628,787	15,346,276,006	100.0	2.20%	1,003

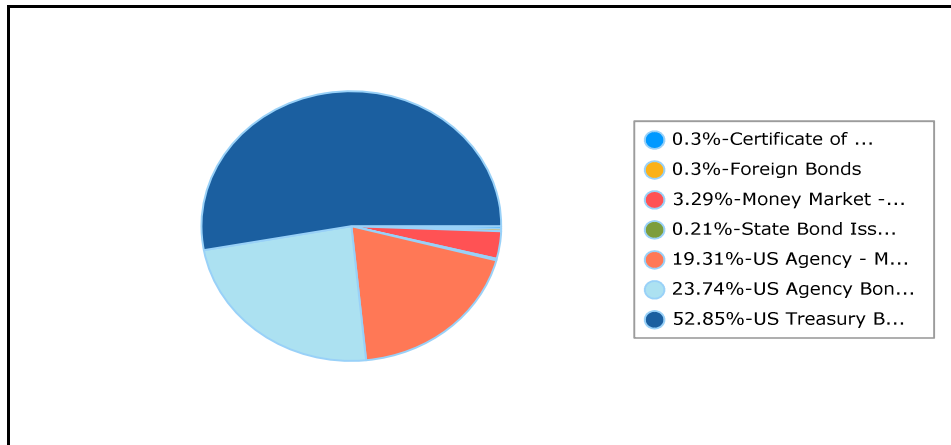


Office of the State Treasurer
 Distribution by Asset Category - Market Value
 Report Group: Monthly Investment Report

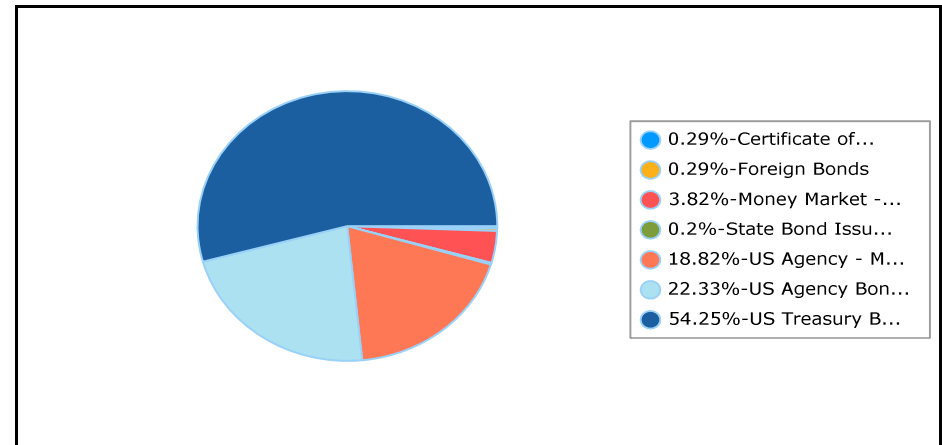
Begin Date: 2/28/2023, End Date: 3/31/2023

Asset Category	Market Value 2/28/2023	% of Portfolio 2/28/2023	Market Value 3/31/2023	% of Portfolio 3/31/2023
Certificate of Deposit	43,224,000	0.3	43,224,000	0.3
Foreign Bonds	42,856,755	0.3	42,872,495	0.3
Money Market - Mutual Funds	471,795,799	3.3	564,944,035	3.8
State Bond Issues	30,000,000	0.2	30,000,000	0.2
US Agency - MBS	2,766,197,784	19.3	2,783,610,172	18.8
US Agency Bonds	3,401,412,752	23.7	3,303,531,594	22.3
US Treasury Bonds / Notes	7,571,040,514	52.9	8,025,446,491	54.3
Total / Average	14,326,527,604	100.0	14,793,628,787	100.0

Portfolio Holdings as of 2/28/2023



Portfolio Holdings as of 3/31/2023

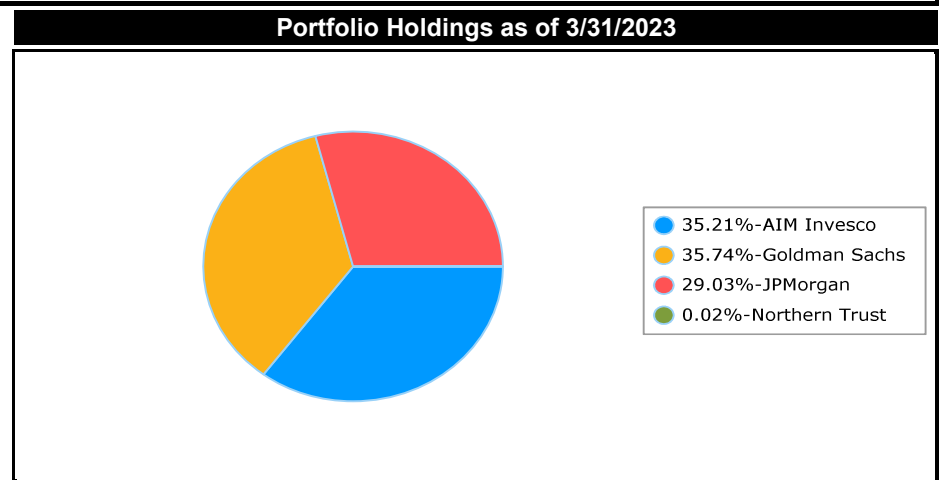
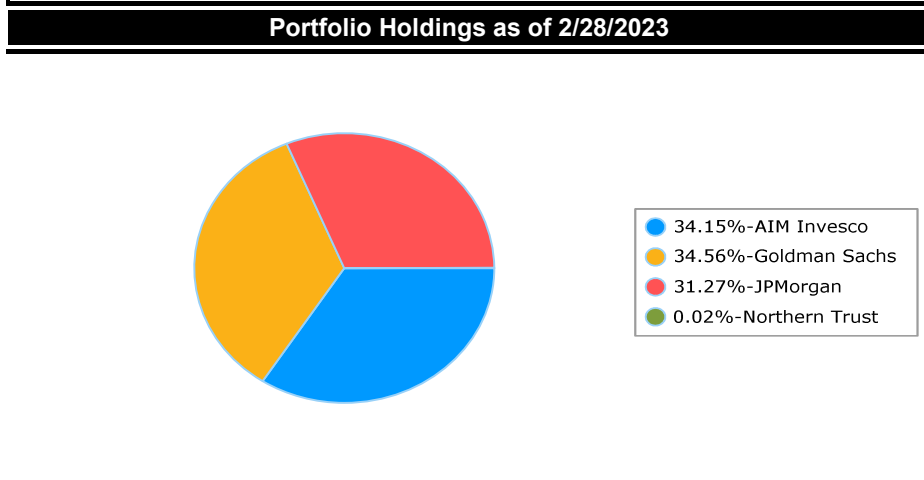




Office of the State Treasurer
 Distribution by Issuer - Market Value
 Report Group: Money Market*

Begin Date: 2/28/2023, End Date: 3/31/2023

Issuer Allocation				
Issuer	Market Value 2/28/2023	% of Portfolio 2/28/2023	Market Value 3/31/2023	% of Portfolio 3/31/2023
AIM Invesco	161,100,207	34.1	198,944,610	35.2
Goldman Sachs	163,055,779	34.6	201,900,559	35.7
JPMorgan	147,544,964	31.3	164,000,851	29.0
Northern Trust	94,848	0.02	98,014	0.02
Total / Average	471,795,799	100.0	564,944,035	100.0

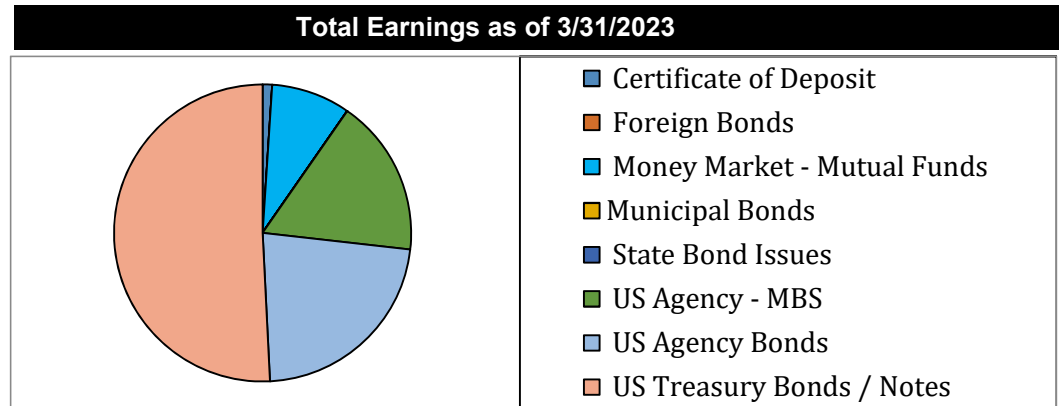


*Money market balances exclude funds from the American Rescue Plan Act (ARPA).



Office of the State Treasurer
Earnings by Asset Category
March 31, 2023

Asset Category	YTM @ Cost	Interest Earned Net of Amortization/ Accretion	Realized Gain/Loss	Total Earnings
Certificate of Deposit	4.98%	296,689	-	296,689
Foreign Bonds	2.29%	-	-	-
Money Market - Mutual Funds	4.56%	2,510,881	-	2,510,881
State Bond Issues	2.70%	-	-	-
US Agency - MBS	1.87%	5,335,892	(358,629)	4,977,263
US Agency Bonds	0.74%	6,510,921	-	6,510,921
US Treasury Bonds / Notes	2.74%	14,766,292	-	14,766,292
Link Deposit (not active)		-	-	-
Total or Average	2.20%	29,420,675	(358,629)	29,062,046





Office of the State Treasurer
Investment Activity
March 31, 2023

Description	CUSIP	Broker/ Dealer	Trade Date	Settlement Date	YTM @ Cost	Par	Principal	Price	Interest	Total
Buy										
T-Note 2 11/15/2026	912828U24	Raymond James	3/30/2023	3/31/2023	3.860	25,000,000	23,440,430	93.762	187,845	23,628,275
T-Note 1.625 9/30/2026	912828YG9	Jefferies & Co	3/23/2023	3/24/2023	3.681	25,000,000	23,317,383	93.270	195,313	23,512,695
T-Note 1.625 9/30/2026	912828YG9	Jefferies & Co	3/20/2023	3/21/2023	3.775	25,000,000	23,240,234	92.961	191,964	23,432,199
T-Note 1.625 10/31/2026	912828YQ7	Jefferies & Co	3/30/2023	3/31/2023	3.865	25,000,000	23,142,578	92.570	169,458	23,312,036
T-Note 1.625 10/31/2026	912828YQ7	Jefferies & Co	3/21/2023	3/22/2023	3.919	25,000,000	23,087,891	92.352	159,358	23,247,248
T-Note 1.75 12/31/2026	912828YX2	Bank of America - Merrill Lynch	3/23/2023	3/24/2023	3.671	25,000,000	23,322,266	93.289	100,311	23,422,576
T-Note 1.75 12/31/2026	912828YX2	Morgan Stanley	3/21/2023	3/22/2023	3.879	25,000,000	23,146,484	92.586	97,894	23,244,378
T-Note 1.75 12/31/2026	912828YX2	Bank of America - Merrill Lynch	3/20/2023	3/21/2023	3.775	25,000,000	23,232,422	92.930	96,685	23,329,107
T-Note 1.5 1/31/2027	912828Z78	Stifel Nicolaus	3/23/2023	3/24/2023	3.657	25,000,000	23,076,172	92.305	53,867	23,130,039
T-Note 1.5 1/31/2027	912828Z78	Morgan Stanley	3/20/2023	3/21/2023	3.765	25,000,000	22,980,469	91.922	50,760	23,031,228
T-Note 1.25 11/30/2026	91282CDK4	Hilltop	3/21/2023	3/22/2023	3.886	25,000,000	22,752,930	91.012	96,154	22,849,084
T-Note 1.25 12/31/2026	91282CDQ1	Stifel Nicolaus	3/30/2023	3/31/2023	3.848	25,000,000	22,750,977	91.004	77,693	22,828,670
T-Note 2.5 3/31/2027	91282CEF4	Bank of America - Merrill Lynch	3/6/2023	3/7/2023	4.390	25,000,000	23,257,813	93.031	271,291	23,529,104
T-Note 2.75 4/30/2027	91282CEN7	Wells Fargo	3/24/2023	3/27/2023	3.504	25,000,000	24,286,133	97.145	279,178	24,565,311
T-Note 2.75 4/30/2027	91282CEN7	Bank of Oklahoma	3/6/2023	3/7/2023	4.375	25,000,000	23,472,656	93.891	241,195	23,713,851
T-Note 2.625 5/31/2027	91282CET4	Hilltop	3/24/2023	3/27/2023	3.483	25,000,000	24,171,875	96.688	210,938	24,382,813
T-Note 3.25 6/30/2027	91282CEW7	Morgan Stanley	3/24/2023	3/27/2023	3.466	25,000,000	24,787,109	99.148	193,025	24,980,134
						425,000,000	397,465,820		2,672,928	400,138,748
Matured										
FHLB 2.125 3/10/2023	313382AX1	Morgan Stanley	3/10/2023	3/10/2023	0.000	25,000,000	25,000,000	0	0	25,000,000
FHLB 2.125 3/10/2023	313382AX1	Hilltop	3/10/2023	3/10/2023	0.000	25,000,000	25,000,000	0	0	25,000,000
FHLB 2.125 3/10/2023	313382AX1	Bank of America - Merrill Lynch	3/10/2023	3/10/2023	0.000	25,000,000	25,000,000	0	0	25,000,000
FFCB 0.75 3/13/2023	3133ELSP0	Wells Fargo	3/13/2023	3/13/2023	0.000	25,000,000	25,000,000	0	0	25,000,000
FFCB 0.125 3/23/2023	3133EMUH3	UMB Bank	3/23/2023	3/23/2023	0.000	25,000,000	25,000,000	0	0	25,000,000
T-Note 0.5 3/15/2023	912828ZD5	UMB Bank	3/15/2023	3/15/2023	0.000	25,000,000	25,000,000	0	0	25,000,000
T-Note 0.5 3/15/2023	912828ZD5	Morgan Stanley	3/15/2023	3/15/2023	0.000	25,000,000	25,000,000	0	0	25,000,000
T-Note 0.5 3/15/2023	912828ZD5	UMB Bank	3/15/2023	3/15/2023	0.000	25,000,000	25,000,000	0	0	25,000,000
						200,000,000	200,000,000		0	200,000,000
Net Change in Investments						225,000,000	197,465,820		2,672,928	200,138,748



Office of the State Treasurer
 Transactions by Security Type
 March 31, 2023

Description	CUSIP	Action	Settlement Date	Maturity Date	YTM @ Cost	Par	Principal	Price	Interest	Total	
US Treasury Bonds and Notes											
T-Note 2 11/15/2026	912828U24	Buy	3/31/2023	11/15/2026	3.860	25,000,000	23,440,430	93.762	187,845	23,628,275	
T-Note 1.625 9/30/2026	912828YG9	Buy	3/24/2023	9/30/2026	3.681	25,000,000	23,317,383	93.270	195,313	23,512,695	
T-Note 1.625 9/30/2026	912828YG9	Buy	3/21/2023	9/30/2026	3.775	25,000,000	23,240,234	92.961	191,964	23,432,199	
T-Note 1.625 10/31/2026	912828YQ7	Buy	3/31/2023	10/31/2026	3.865	25,000,000	23,142,578	92.570	169,458	23,312,036	
T-Note 1.625 10/31/2026	912828YQ7	Buy	3/22/2023	10/31/2026	3.919	25,000,000	23,087,891	92.352	159,358	23,247,248	
T-Note 1.75 12/31/2026	912828YX2	Buy	3/24/2023	12/31/2026	3.671	25,000,000	23,322,266	93.289	100,311	23,422,576	
T-Note 1.75 12/31/2026	912828YX2	Buy	3/22/2023	12/31/2026	3.879	25,000,000	23,146,484	92.586	97,894	23,244,378	
T-Note 1.75 12/31/2026	912828YX2	Buy	3/21/2023	12/31/2026	3.775	25,000,000	23,232,422	92.930	96,685	23,329,107	
T-Note 1.5 1/31/2027	912828Z78	Buy	3/24/2023	1/31/2027	3.657	25,000,000	23,076,172	92.305	53,867	23,130,039	
T-Note 1.5 1/31/2027	912828Z78	Buy	3/21/2023	1/31/2027	3.765	25,000,000	22,980,469	91.922	50,760	23,031,228	
T-Note 1.25 11/30/2026	91282CDK4	Buy	3/22/2023	11/30/2026	3.886	25,000,000	22,752,930	91.012	96,154	22,849,084	
T-Note 1.25 12/31/2026	91282CDQ1	Buy	3/31/2023	12/31/2026	3.848	25,000,000	22,750,977	91.004	77,693	22,828,670	
T-Note 2.5 3/31/2027	91282CEF4	Buy	3/7/2023	3/31/2027	4.390	25,000,000	23,257,813	93.031	271,291	23,529,104	
T-Note 2.75 4/30/2027	91282CEN7	Buy	3/27/2023	4/30/2027	3.504	25,000,000	24,286,133	97.145	279,178	24,565,311	
T-Note 2.75 4/30/2027	91282CEN7	Buy	3/7/2023	4/30/2027	4.375	25,000,000	23,472,656	93.891	241,195	23,713,851	
T-Note 2.625 5/31/2027	91282CET4	Buy	3/27/2023	5/31/2027	3.483	25,000,000	24,171,875	96.688	210,938	24,382,813	
T-Note 3.25 6/30/2027	91282CEW7	Buy	3/27/2023	6/30/2027	3.466	25,000,000	24,787,109	99.148	193,025	24,980,134	
						425,000,000	397,465,820		2,672,928	400,138,748	
Certificates of Deposits								27,415,000			
Total								424,880,820			



Office of the State Treasurer
Transactions by Broker
March 31, 2023

Description	CUSIP	Action	Asset Category	Settlement Date	Maturity Date	YTM @ Cost	Par	Principal	Price	Interest	Total
Bank of America - Merrill Lynch											
T-Note 1.75 12/31/2026	912828YX2	Buy	US Treasury Bonds / Notes	3/24/2023	12/31/2026	3.671	25,000,000	23,322,266	93.289	100,311	23,422,576.40
T-Note 1.75 12/31/2026	912828YX2	Buy	US Treasury Bonds / Notes	3/21/2023	12/31/2026	3.775	25,000,000	23,232,422	92.930	96,685	23,329,106.96
T-Note 2.5 3/31/2027	91282CEF4	Buy	US Treasury Bonds / Notes	3/7/2023	3/31/2027	4.390	25,000,000	23,257,813	93.031	271,291	23,529,103.71
							75,000,000	69,812,500		468,287	70,280,787.07
Bank of Oklahoma											
T-Note 2.75 4/30/2027	91282CEN7	Buy	US Treasury Bonds / Notes	3/7/2023	4/30/2027	4.375	25,000,000	23,472,656	93.891	241,195	23,713,851.00
							25,000,000	23,472,656		241,195	23,713,851.00
Hilltop											
T-Note 1.25 11/30/2026	91282CDK4	Buy	US Treasury Bonds / Notes	3/22/2023	11/30/2026	3.886	25,000,000	22,752,930	91.012	96,154	22,849,083.54
T-Note 2.625 5/31/2027	91282CET4	Buy	US Treasury Bonds / Notes	3/27/2023	5/31/2027	3.483	25,000,000	24,171,875	96.688	210,938	24,382,812.50
							50,000,000	46,924,805		307,091	47,231,896.04
Jefferies & Co											
T-Note 1.625 9/30/2026	912828YG9	Buy	US Treasury Bonds / Notes	3/24/2023	9/30/2026	3.681	25,000,000	23,317,383	93.270	195,313	23,512,695.31
T-Note 1.625 9/30/2026	912828YG9	Buy	US Treasury Bonds / Notes	3/21/2023	9/30/2026	3.775	25,000,000	23,240,234	92.961	191,964	23,432,198.67
T-Note 1.625 10/31/2026	912828YQ7	Buy	US Treasury Bonds / Notes	3/31/2023	10/31/2026	3.865	25,000,000	23,142,578	92.570	169,458	23,312,036.00
T-Note 1.625 10/31/2026	912828YQ7	Buy	US Treasury Bonds / Notes	3/22/2023	10/31/2026	3.919	25,000,000	23,087,891	92.352	159,358	23,247,248.36
							100,000,000	92,788,086		716,092	93,504,178.34
Morgan Stanley											
T-Note 1.75 12/31/2026	912828YX2	Buy	US Treasury Bonds / Notes	3/22/2023	12/31/2026	3.879	25,000,000	23,146,484	92.586	97,894	23,244,378
T-Note 1.5 1/31/2027	912828Z78	Buy	US Treasury Bonds / Notes	3/21/2023	1/31/2027	3.765	25,000,000	22,980,469	91.922	50,760	23,031,228
T-Note 3.25 6/30/2027	91282CEW7	Buy	US Treasury Bonds / Notes	3/27/2023	6/30/2027	3.466	25,000,000	24,787,109	99.148	193,025	24,980,134
							75,000,000	70,914,063		341,678	71,255,740.69
Raymond James											
T-Note 2 11/15/2026	912828U24	Buy	US Treasury Bonds / Notes	3/31/2023	11/15/2026	3.860	25,000,000	23,440,430	93.762	187,845	23,628,275
							25,000,000	23,440,430		187,845	23,628,274.99
Stifel Nicolaus											
T-Note 1.25 12/31/2026	91282CDQ1	Buy	US Treasury Bonds / Notes	3/31/2023	12/31/2026	3.848	25,000,000	22,750,977	91.004	77,693	22,828,669.93
T-Note 1.5 1/31/2027	912828Z78	Buy	US Treasury Bonds / Notes	3/24/2023	1/31/2027	3.657	25,000,000	23,076,172	92.305	53,867	23,130,039.28
							50,000,000	45,827,148		131,561	45,958,709.21
Wells Fargo											
T-Note 2.75 4/30/2027	91282CEN7	Buy	US Treasury Bonds / Notes	3/27/2023	4/30/2027	3.504	25,000,000	24,286,133	97.145	279,178	24,565,310.99
							25,000,000	24,286,133		279,178	24,565,310.99
Total Securities							425,000,000	397,465,820		2,672,928	400,138,748.33



Office of the State Treasurer
 Comparison of Actual Earnings to Estimated Earnings
 March 31, 2023

Fiscal Year to Date								
Asset Category	Revenues Actual	Revenues Estimate	Variance	Percent	Investable Base - Actual	Investable Base - Est.	Variance	Percent
Certificates of Deposit	815,181	150,000	665,181	443.45%	34,320,461	40,000,000	(5,679,539)	-14.20%
Foreign Bonds	416,330	750,000	-333,670	-44.49%	34,041,361	35,000,000	(958,639)	-2.74%
Money Market Mutual Funds	13,719,371	12,750,000	969,371	7.60%	448,573,466	600,000,000	(151,426,534)	-25.24%
Municipal (Redeemed 8/1/22)	93,600	0	93,600		0	0	0	
State of OK Bonds	595,000	375,000	220,000	58.67%	30,000,000	30,000,000	0	0.00%
US Agency - MBS	36,008,040	30,000,000	6,008,040	20.03%	2,210,225,414	2,200,000,000	10,225,414	0.46%
US Agency Bonds	14,463,295	6,750,000	7,713,295	114.27%	2,623,050,296	2,700,000,000	(76,949,704)	-2.85%
US Treasury Bonds / Notes	77,591,594	88,725,000	-11,133,406	-12.55%	6,372,316,776	5,395,000,000	977,316,776	18.12%
Total or Average	143,702,411	139,500,000	4,202,411	3.01%	11,752,527,774	11,000,000,000	752,527,774	6.84%

The Treasurer had estimated earnings to the Board of Equalization for Fiscal Year 2023. The amount estimated was \$186,000,000. Year-to-date actual earnings are recorded on a cash basis of accounting.



Office of the State Treasurer
Comparison of Actual Earnings to Estimated Earnings
March 31, 2023

The following page presents market rates of return on the Securities portion of the General Account and the State's aggregated State Agency Accounts. These figures, which are dollar-weighted and time-weighted where appropriate, are calculated using the percentage change in market value (inclusive of accrued income) from the end of the prior month to the end of the reporting month.

To ensure the integrity of data, this information is provided by the Treasurer's custodian bank acting in its capacity as an external third party. As such, performance measurement is presently confined to those investments which are held with the custodian bank Northern Trust Company.

Benchmark data is also provided on the following page.



Office of the State Treasurer
Performance Comparison
March 31, 2023

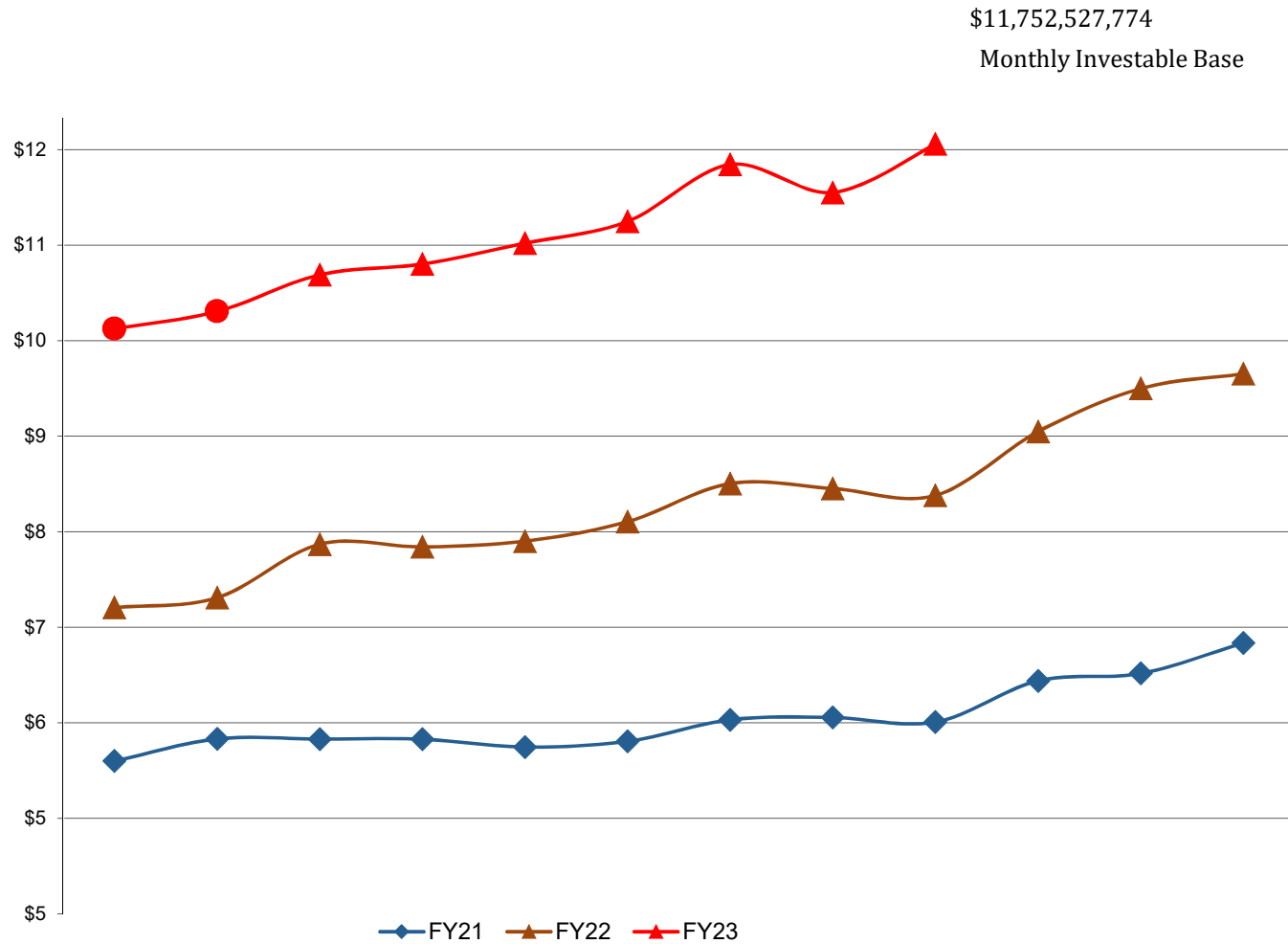
	Current Month	Fiscal Year-to-Date
Securities, General Revenue Account	1.57%	0.82%
Securities, Agency Directed Langston University	2.33%	9.66%
Benchmark Merrill Lynch, US 1 Year T-Bill	0.76%	1.91%

Analysis by Northern Trust Company

Represents dollar-weighted and time-weighted rates of return



Office of the State Treasurer
General Revenue Fund, 36 Month Investable Base (Billions)
March 31, 2023





Office of the State Treasurer
Banking, Custody, and other Fees
March 31, 2023

Depository Bank	Tax ID Number	City	State	Amount
BancFirst	73-1332918	OKC	Oklahoma	96
Central National Bank	73-0177591	Alva	Oklahoma	58
Central National Bank	73-0783952	Enid	Oklahoma	6
Federal Reserve Bank	44-0545874	Kansas City	Kansas	1,213
First Bank & Trust	73-0541333	Broken Bow	Oklahoma	42
First Fidelity Bank, NA	73-1100200	OKC-Moore	Oklahoma	68
Intrust Bank	48-0477525	Wichita	Kansas	105
JP Morgan/Chase, Okla., NA	73-0777610	OKC	Oklahoma	34,724
The Bank N.A.	73-0344910	McAlester	Oklahoma	11
Total				36,322

Money Market Mutual Funds

The State Treasurer participates in the following money market mutual funds. The funds managers are compensated for certain operating expenses by deducting a fee from the gross interest earnings.

Fund Manager	Tax ID	Annualized fee	Amount
Invesco	76-0574220	0.180%	29,715
JPMorgan Securities	23-2694160	0.180%	24,478
Goldman Sachs	06-1287410	0.110%	18,430
BOSC Inc	73-1275307	0.070%	11,728

Note: Pursuant to Oklahoma State Statute Title 62, Section 89.7, all known fees are to be reported. The money market mutual fund fees reported are shown at the contracted rate.

Securities Lending Program

The State Treasurer participates in a securities lending program with Northern Trust Company acting as lending agent. Northern Trust retains 20% of the revenues generated as compensation for services, their share for the month was \$ 10,832. Pursuant to Oklahoma State Statute Title 62 Section 90, the State Treasurer retains the first \$450,000 of security lending revenue in a revolving fund. These funds are used to pay custody and other banking fees. Any revenue not needed for this purpose is deposited to the General Fund.

Northern Trust Custody Fees

Pursuant to custodial contract with Northern Trust Company, custody fees are paid quarterly. Fees paid to Northern Trust Company for the first three quarters total to 33,750.




OKLAHOMA
State Treasurer

AGENCY-DIRECTED INVESTMENTS

March 2023

Treasurer's Mission Statement

The mission of the Office of the State Treasurer is to serve the people of Oklahoma by providing sound banking and investment services, reuniting individuals and businesses with their unclaimed property, and promoting economic opportunities in a fiscally responsible and efficient manner while adhering to the highest professional and ethical standards.



Office of the State Treasurer
 Agency Directed Investments
 March 31, 2023

Issuer	Face Amount/Shares	Market Value	Book Value	% of Portfolio
ARPA Funding				
JPMorgan MM	1,026,657,010	1,026,657,010	1,026,657,010	0.60
US Agency Bonds	175,000,000	172,471,656	174,835,334	0.10
US Treasury	525,000,000	512,802,556	523,704,226	0.30
Total, ARPA Funding	1,726,657,010	1,711,931,222	1,725,196,570	1.00
Langston - Agency Directed				
Fundamental Investors Inc A	16,499	1,050,148	371,159	0.33
Investment Co of America A	16,849	736,620	371,249	0.33
Washington Mutual Fund A	17,404	911,128	371,269	0.34
Northern Trust - Agency Fund	1,694	1,694	1,694	0.00
Total / Average	52,446	2,699,590	1,115,371	1.00
Report Total	1,726,709,456	1,714,630,812	1,726,311,941	



Office of the State Treasurer
State Agency Directed by Broker
March 31, 2023

Broker	Tax ID	Purchases at Cost	Sales at Cost
No activity			



Office of the State Treasurer
State Agency Directed by Security Type
March 31, 2023

Broker	Tax ID	Purchases at Cost	Sales at Cost
No activity			



Office of the State Treasurer
 Assets Under Management
 March 31, 2023

Account	Class Funding	Agency	Interest Rate	Days to Maturity	Market Value
2109002	8090B	OMES- Risk Mgmt Revolving Fund ASA	2.0875	1	83,436,550
2118506	8185F	Corporation Commission	2.0875	1	25,573,217
2137001	8370A	OIFA	2.0875	1	15,898,752
2138503	8385C	Oklahoma Insurance Department	2.0875	1	4,695,857
2139101	8391A	Multiple Injury Trust Fund	2.0875	1	19,861,629
2141001	8410A	Commissioners of the Land Office	2.0875	1	108,640,784
2142001	8420A	Langston University	2.0875	1	17,905,497
2143500	79901	Oklahoma Lottery Commission	2.0875	1	15,331,602
2143501	8435A	Oklahoma Lottery Commission	2.0875	1	5,626,290
2147704	8477D	Oklahoma Bureau of Narcotics	2.0875	1	10,155,262
2151500	79901	OPERS	2.0875	1	3,238,990
2151501	8515A	OPERS	2.0875	1	1,116,890
2151502	8515B	OPERS	2.0875	1	1,195,432
2151503	8515C	OPERS	2.0875	1	90,151
2151504	8515D	OPERS	2.0875	1	2,395,524
2151505	8515E	OPERS	2.0875	1	41,292
2151506	8515F	OPERS	2.0875	1	193,912
2151507	8515G	OPERS	2.0875	1	3,477,528
2151508	8515H	OPERS	2.0875	1	620,556
2153001	8530A	Panhandle State University	2.0875	1	3,279,483
2155701	8557A	OK Police Pension	2.0875	1	12,598,241
2169502	8695B	Tax Commission	2.0875	1	467,168,134
2169505	8695E	Tax Commission	2.0875	1	591,849
2169520	8695T	Tax Commission	2.0875	1	(264,624)
2169521	8695U	Tax Commission	2.0875	1	84,070,707
2174007	8740G	State Treasurer	2.0875	1	787,588
2183006	8830F	DHS - CSED	2.0875	1	24,559,613
7200039	20000	Oklahoma Boll Weevil Eradication	2.0875	1	4,108,849
7200131	79901	Department of Corrections	2.0875	1	17,836,663
7200320	20000	Department of Wildlife	2.0875	1	3,402,945
7200359	20000	OERB	2.0875	1	29,306,722
7200370	20000	OIFA	2.0875	1	963,918
7200391	20000	Multiple Injury Trust Fund	2.0875	1	89,066
7200410	20000	Commissioners of the Land Office	2.0875	1	276,947
7200435	20000	Oklahoma Lottery Commission	2.0875	1	32,448,960
7200515	20000	OPERS	2.0875	1	42,818
7200588	20000	Real Estate Commission	2.0875	1	3,085,737
7200830	20000	Department of Human Services	2.0875	1	141,876
7201825	20100	University Hospitals Authority	2.0875	1	3,089,201
7205090	20500	OMES Risk Management Division/DSC	2.0875	1	47,496,776
7205131	79901	Department of Corrections	2.0875	1	635,737
7205204	20500	JM Davis Arms & Historical Museum	2.0875	1	16,114

Interest rate is net of 1.25 bp management fee



Office of the State Treasurer
Assets Under Management
March 31, 2023

Account	Class Funding	Agency	Interest Rate	Days to Maturity	Market Value
7205320	20500	Department of Wildlife	2.0875	1	1,184,708
7205359	20500	Sustaining OK Energy Resources	2.0875	1	6,950,907
7205435	20500	Oklahoma Lottery Commission	2.0875	1	159,156
7205515	20500	OPERS	2.0875	1	244,321
7205563	20500	OK Bd for Private Vocational Schools	2.0875	1	165,519
7205630	20500	Oklahoma Department of Securities	2.0875	1	1,353,736
7205807	20500	Oklahoma Health Care Authority	2.0875	1	4,303,124
7210270	21000	State Election Board	2.0875	1	2,195,869
7210320	21000	Department of Wildlife	2.0875	1	5,904,320
7210350	21000	Oklahoma Historical Society	2.0875	1	30
7210400	21000	Office of Juvenile Affairs	2.0875	1	9,151
7210410	21000	Commissioners of the Land Office	2.0875	1	134,634
7210515	21000	OPERS	2.0875	1	826,501
7210570	21000	State Board of Licensure for Professional Engineers & Land	2.0875	1	275,865
7210588	21000	Real Estate Commission	2.0875	1	392,811
7215270	21500	State of Oklahoma Election Board - HAVA	2.0875	1	9,244,584
7215320	21500	Department of Wildlife	2.0875	1	4,259,897
7215566	21500	Tourism & Recreation Department	2.0875	1	3,219,698
7215585	21500	Department of Public Safety	2.0875	1	1,743,108
7215670	21500	JD McCarty Center	2.0875	1	739,448
7215825	215000	University Hospitals Authority	2.0875	1	1,792,779
7216805	21600	Department of Rehabilitation Services	2.0875	1	987,901
7220320	22000	Dept of Wildlife Conservation	2.0875	1	6,032,741
7220570	22000	OSB of Licensure for Professional Engineers and Land Survr	2.0875	1	305,782
7220585	22000	Department of Public Safety	2.0875	1	5,084,126
7220830	22000	Department of Human Services	2.0875	1	10,036
7225040	22500	Department of Agriculture	2.0875	1	315,793
7225830	22500	Department of Human Services	2.0875	1	192,426
7230220	23000	Oklahoma Crime Victims Compensation	2.0875	1	1,684,002
7230345	23000	Department of Transportation	2.0875	1	8,468,152
7230695	23000	Tax Commission	2.0875	1	891,530
7230807	23000	Health Care Authority	2.0875	1	124,877
7235605	23500	Regents for Higher Education	2.0875	1	4,878,681
7240807	24000	Health Care Authority	2.0875	1	61,766,901
7240830	24000	Oklahoma Human Services	2.0875	1	15,785,579
7244090	24400	OMES Dept of Central Services	2.0875	1	590,268
7245807	24500	Health Care Authority	2.0875	1	20,393,005
7255090	25500	Department of Central Services	2.0875	1	1,217,381
7255585	25500	Oklahoma Dept of Public Safety	2.0875	1	41,714
7260090	26000	OMES Risk Management Division	2.0875	1	5,837,284
7265090	26500	OMES- Risk Mgmt	2.0875	1	319,398
7275740	27500	OST - SEED	2.0875	1	14,626
7280090	28000	OMES DCS Property Distribution	2.0875	1	567,558

Interest rate is net of 1.25 bp management fee



Office of the State Treasurer
 Assets Under Management
 March 31, 2023

Account	Class Funding	Agency	Interest Rate	Days to Maturity	Market Value
7280131	79901	Department of Corrections	2.0875	1	4,769,214
7280345	28000	Department of Transportation	2.0875	1	851,837
7285345	28500	Department of Transportation	2.0875	1	166,266,158
7295090	27000	Emergency & Transportation	2.0875	1	8,844,385
7296150	29600	University of Science & Arts	2.0875	1	43
7303000	30300	Tobacco Litigation Escrow Fund	2.0875	1	30,852
7360566	36000	Tourism & Recreation Department	2.0875	1	6,553,674
7401105	40100	OCIA - NACEA Construction Series 2018B	2.0875	1	852
7403292	40300	Oklahoma Department of Environmental Quality	2.0875	1	744,785
7405220	40500	District Attorneys Council	2.0875	1	4,959,597
7408105	40800	OCIA	2.0875	1	540,066
7409105	40900	OCIA - NACEA Revenue Series 2018B	2.0875	1	120
7411105	41100	OCIA - Capitol Repair Revenue Series 2018C	2.0875	1	437,116
7412105	41200	OCIA	2.0875	1	1,263,779
7415105	41500	OCIA - DOC Construction Series 2018D	2.0875	1	9,691,384
7416000	41600	OSF - Oil Overcharge	2.0875	1	299,815
7416105	41600	OCIA - DOC Revenue Series 2018D	2.0875	1	3,278
7416160	41600	Department of Commerce	2.0875	1	3,154,173
7419105	41900	OCIA	2.0875	1	1,984,796
7420105	42000	OCIA - Construction Series 2019A	2.0875	1	1,176,922
7424105	42400	OCIA - Revenue Series 2019A	2.0875	1	212,410
7426000	42600	OSF - Oil Overcharge	2.0875	1	2,505,103
7426160	42600	Department of Commerce	2.0875	1	15,859,062
7427105	42700	OCIA - Construction Series 2019B	2.0875	1	55,593
7428105	42800	OCIA Endowed Chairs Fund	2.0875	1	960,607
7430010	43000	Oklahoma State University	2.0875	1	3,249,044
7430011	43000	Oklahoma State University	2.0875	1	3,043,923
7430012	43000	Oklahoma State University	2.0875	1	3,216,725
7430013	43000	Oklahoma State University	2.0875	1	3,230,660
7430014	43000	Oklahoma State University	2.0875	1	3,005,607
7430015	43000	Oklahoma State University	2.0875	1	2,642,718
7430016	43000	Oklahoma State University	2.0875	1	241,193
7430100	43000	Cameron University	2.0875	1	1,236,750
7430420	43000	Langston University	2.0875	1	93,054
7430461	43000	Rogers State College	2.0875	1	1,815,923
7430505	43000	Northwestern Oklahoma State University	2.0875	1	354,271
7430530	60000	Panhandle State University	2.0875	1	24,326
7430665	43000	Southwestern Oklahoma State University	2.0875	1	976,052
7430760	43000	University of Oklahoma	2.0875	1	44,869,052
7430770	43000	OUHSC	2.0875	1	88,862,294
7430773	43000	Oklahoma State University	2.0875	1	2,864,879
7434105	43400	OCIA	2.0875	1	139,550
7436000	43600	OSF - Oil Overcharge	2.0875	1	2,748

Interest rate is net of 1.25 bp management fee



Office of the State Treasurer
 Assets Under Management
 March 31, 2023

Account	Class Funding	Agency	Interest Rate	Days to Maturity	Market Value
7436105	43600	OCIA	2.0875	1	226,084
7437105	43700	OCIA	2.0875	1	1,101,344
7438105	43800	OCIA	2.0875	1	382,159
7439105	43900	OCIA Series 2020A Rev Fund	2.0875	1	1,486,534
7442105	44200	OCIA	2.0875	1	1,115,950
7443105	44300	OCIA	2.0875	1	240,983
7444105	44400	OCIA 2017C Series	2.0875	1	132,566
7444835	44400	Water Resources Board	2.0875	1	9,120,718
7445105	44500	OCIA - 2017B Capitol Repair 2 Revenue	2.0875	1	802,695
7445835	44500	Water Resources Board	2.0875	1	4,817,295
7447105	44700	2017A Revenue Fund	2.0875	1	64,816
7450105	45000	OCIA Series 2020B	2.0875	1	832,320
7452105	45200	OCIA Series 2020D	2.0875	1	165
7453105	45300	OCIA Series 2020D	2.0875	1	2,415,499
7454105	45400	OCIA Series 2020E	2.0875	1	370
7455105	45500	OCIA	2.0875	1	353,713
7455160	45500	Department of Commerce	2.0875	1	190,588
7458105	45800	OCIA Series 2020C	2.0875	1	463,007
7459105	45900	OCIA Endowed Chairs 2021	2.0875	1	838,481
7460100	46000	Cameron University	2.0875	1	47,955
7460105	46000	OCIA (TIFIA/ODOT 2022)	2.0875	1	9,331
7463105	46300	OCIA (Conservation-2022A)	2.0875	1	17,740,456
7464105	46400	OCIA	2.0875	1	183,707
7465105	46500	OCIA (Conservation-2022A)	2.0875	1	103,009
7466105	46600	OCIA (National Guard Museum 2022B)	2.0875	1	45,595,795
7467105	46700	OCIA (National Guard Museum 2022B)	2.0875	1	167
7468105	46800	OCIA ODVA-2022C	2.0875	1	31,393,476
7469105	46900	OCIA ODVA-2022C	2.0875	1	94
7470010	47000	Oklahoma State University Capital Bond Project	2.0875	1	1,583,189
7471835	47100	Water Resources Board	2.0875	1	654,705
7472835	47200	Water Resources Board	2.0875	1	88,251,316
7473835	47300	Water Resources Board	2.0875	1	38,775,879
7475750	47500	Tulsa Community College	2.0875	1	6,164
7476760	47600	University of Oklahoma	2.0875	1	5,434,028
7479010	47900	Oklahoma State University Capital Bond Project	2.0875	1	250,454
7485010	48500	OKLAHOMA STATE UNIVERSITY	2.0875	1	35,984
7486010	48600	OKLAHOMA STATE UNIVERSITY	2.0875	1	814,588
7487010	48700	OKLAHOMA STATE UNIVERSITY	2.0875	1	84,026
7488105	48800	OCIA	2.0875	1	78
7490010	49000	Oklahoma State University	2.0875	1	49,096
7490013	49000	Oklahoma State University	2.0875	1	22,270
7490015	49000	Oklahoma State University	2.0875	1	1,423
7490270	49000	Oklahoma State Election Board	2.0875	1	18

Interest rate is net of 1.25 bp management fee



Office of the State Treasurer
 Assets Under Management
 March 31, 2023

Account	Class Funding	Agency	Interest Rate	Days to Maturity	Market Value
7490760	49000	University of Oklahoma	2.0875	1	1,069,467
7490773	49000	Oklahoma State University	2.0875	1	57,639
7491220	49100	District Attorneys Council	2.0875	1	1,695,545
7497835	49700	Water Resources Board	2.0875	1	6,247,669
7511410	8410A	Commissioners of the Land Office	2.0875	1	577,572
7512410	8410A	Commissioners of the Land Office	2.0875	1	753,350
7513410	8410A	Commissioners of the Land Office	2.0875	1	2,177,699
7600010	60000	Oklahoma State University	2.0875	1	5,195,710
7600120	60000	University of Central Oklahoma	2.0875	1	4,559,351
7600150	60000	University of Science & Arts	2.0875	1	368,884
7600230	60000	East Central University	2.0875	1	1,076,954
7600420	60000	Langston University	2.0875	1	1,394,158
7600485	60000	Northeastern State University	2.0875	1	2,215,268
7600490	60000	Northern Oklahoma College	2.0875	1	510,068
7600505	60000	Northwestern Oklahoma State University	2.0875	1	2,356,687
7600530	60000	Panhandle State University	2.0875	1	294,008
7600660	60000	Southeastern Oklahoma State University	2.0875	1	165,875
7600665	60000	Southwestern Oklahoma State University	2.0875	1	3,233,728
7600760	60000	University of Oklahoma	2.0875	1	7,273,861
7650010	65000	Oklahoma State University	2.0875	1	2,945,215
7650100	65000	Cameron University	2.0875	1	707,473
7650120	65000	University of Central Oklahoma	2.0875	1	2,347,785
7650150	65000	University of Science & Arts	2.0875	1	271,487
7650230	65000	East Central University	2.0875	1	984,018
7650420	65000	Langston University	2.0875	1	781,681
7650485	65000	Northeastern State University	2.0875	1	743,456
7650490	65000	Northern Oklahoma College	2.0875	1	1,769,917
7650505	65000	Northwestern Oklahoma State University	2.0875	1	624,230
7650530	65000	Panhandle State University	2.0875	1	157,815
7650660	65000	Southeastern Oklahoma State University	2.0875	1	151,716
7650665	65000	Southwestern Oklahoma State University	2.0875	1	1,067,447
7650760	65000	University of Oklahoma	2.0875	1	2,342,917
7700040	70000	Department of Agriculture	2.0875	1	11,285,425
7700041	70000	Western Oklahoma State College	2.0875	1	331,845
7700131	79901	Department of Corrections	2.0875	1	29,258,487
7700240	70000	Eastern Oklahoma State College	2.0875	1	1,250,237
7700461	70000	Rogers State College	2.0875	1	10,425,962
7700490	70000	Northern Oklahoma College	2.0875	1	7,870,298
7700606	70000	Ardmore Higher Education Center	2.0875	1	0.01
7700633	70000	Oklahoma City Community College	2.0875	1	11,106,597
7700760	70000	University of Oklahoma	2.0875	1	135,705,740
7700830	70000	Department of Human Services	2.0875	1	1,501,085
7701010	70100	Oklahoma State University	2.0875	1	6,078,333

Interest rate is net of 1.25 bp management fee



Office of the State Treasurer
 Assets Under Management
 March 31, 2023

Account	Class Funding	Agency	Interest Rate	Days to Maturity	Market Value
7701150	70100	University of Science & Arts	2.0875	1	3,801,958
7701165	70100	Connors State College	2.0875	1	964,627
7701400	70100	Office of Juvenile Affairs	2.0875	1	6,937
7701480	70100	Northeasten Oklahoma A&M College	2.0875	1	240,013
7701530	70100	Panhandle State University	2.0875	1	158,367
7701605	70100	Regents for Higher Education	2.0875	1	32,950,401
7701650	70100	Department of Veteran Affairs	2.0875	1	1,219,052
7701770	70100	OUHSC	2.0875	1	427,978,762
7701805	70100	Department of Rehabilitation Services	2.0875	1	182,883
7701865	70100	OK Workers' Comp Commission	2.0875	1	5,215,350
7702120	70200	University of Central Oklahoma	2.0875	1	17,532,516
7702650	70200	Department of Veteran Affairs	2.0875	1	905,643
7703650	70300	Department of Veteran Affairs	2.0875	1	1,055,626
7704120	70400	University of Central Oklahoma	2.0875	1	1,031,860
7704650	70400	Department of Veteran Affairs	2.0875	1	1,236,369
7704865	70400	OK Workers' Comp Commission	2.0875	1	46,478
7705505	70500	Northwestern Oklahoma State University	2.0875	1	2,767,055
7705650	70500	Department of Veteran Affairs	2.0875	1	1,373,336
7705675	70500	Self Insurance Guaranty Fund	2.0875	1	2,314,146
7705865	70500	OK Workers' Comp Commission	2.0875	1	43,943
7706452	70600	Community Mental Health Center Rep Payee Account	2.0875	1	8,634
7706650	70600	Department of Veteran Affairs	2.0875	1	295,517
7706750	70600	Tulsa Community College	2.0875	1	5,057,652
7706865	70600	OK Workers' Comp Commission	2.0875	1	180,490
7707452	70700	Central Oklahoma CMHC Rep Payee Account	2.0875	1	89,683
7707585	70700	Department of Public Safety	2.0875	1	6,710,066
7707605	70700	Regents for Higher Education	2.0875	1	133,052,432
7707650	70700	Department of Veteran Affairs	2.0875	1	620,204
7707865	70700	OK Workers' Comp Commission	2.0875	1	248,522
7708108	70800	Carl Albert State College	2.0875	1	1,664,157
7708605	70800	Regents for Higher Education	2.0875	1	249,751
7709605	70900	Regents for Higher Education	2.0875	1	4,350,010
7710350	71000	Oklahoma Historical Society	2.0875	1	1,327,027
7710452	71000	Oklahoma Department of Mental Health	2.0875	1	1,536,662
7710605	71000	Regents for Higher Education	2.0875	1	4,930,648
7711185	8740G	Corporation Commission	2.0875	1	66,127,004
7711420	71100	Langston University	2.0875	1	65,990
7711452	71100	Griffin Memorial Hospital Rep Payee	2.0875	1	64,653
7711605	71100	Regents for Higher Education	2.0875	1	757,119
7712605	71200	Regents for Higher Education	2.0875	1	125,779
7713605	71300	Regents for Higher Education	2.0875	1	14,944,388
7714605	71400	Regents for Higher Education	2.0875	1	15,787,586
7715605	71500	Regents for Higher Education	2.0875	1	1,164,645

Interest rate is net of 1.25 bp management fee



Office of the State Treasurer
Assets Under Management
March 31, 2023

Account	Class Funding	Agency	Interest Rate	Days to Maturity	Market Value
7718605	71800	Regents for Higher Education	2.0875	1	13,275,667
7719605	71900	Regents for Higher Education	2.0875	1	40,344
7723623	72300	Seminole State College	2.0875	1	1,336,030
7725100	72500	Cameron University	2.0875	1	1,388,470
7730230	73000	East Central University	2.0875	1	5,591,323
7730830	73000	Department of Human Services	2.0875	1	248,074
7740605	74000	Regents for Higher Education	2.0875	1	5,939,515
7741241	74100	Redlands Community College	2.0875	1	2,537,894
7745605	74500	Regents for Higher Education	2.0875	1	227,066
7747470	74700	Murray State College	2.0875	1	3,146,406
7750350	75000	Oklahoma Historical Society	2.0875	1	142,790
7750531	75000	Rose State College	2.0875	1	14,635,080
7751485	75100	Northeastern State University	2.0875	1	15,486,902
7752485	75200	Northeastern State University	2.0875	1	3,094,955
7765665	76500	Southwestern Oklahoma State University	2.0875	1	856,454
7790041	79000	Western Oklahoma State College	2.0875	1	15,403
7790470	79000	Murray State College	2.0875	1	1
7790490	79000	Northern Oklahoma College	2.0875	1	1,473
7805370	80500	OIFA	2.0875	1	110
7847740	84700	OSF Building Project Fund	2.0875	1	7,838
7851740	85100	OCIA	2.0875	1	10,003,340
7853740	85300	Oklahoma 2010b GO Sinking Fund	2.0875	1	16,770
7854740	85400	OCIA Endowed Chair Fund 2010	2.0875	1	6,698,910
7862740	86200	OCIA 2013	2.0875	1	927,540
7910467	91000	OSF Escrow Fund	2.0875	1	187,474
7920605	92000	Regents for Higher Education	2.0875	1	36,920,553
State Agency, Investable Base					3,041,101,013
State of Oklahoma, Investable Base					11,752,527,774
Assets Under Management					14,793,628,787