

Treasurer Todd Russ



OKLAHOMA  
State Treasurer

## TREASURER'S INVESTMENTS

---

### June 2023

#### **Treasurer's Mission Statement**

The mission of the  
Office of the State Treasurer  
is to serve the people  
of Oklahoma by  
providing sound banking and  
investment services, reuniting  
individuals and businesses with their  
unclaimed property, and  
promoting economic opportunities  
in a fiscally responsible  
and efficient manner while adhering to the  
highest professional and ethical standards.



# OKLAHOMA State Treasurer

Todd Russ

June 2023

To the People of Oklahoma:

The Office of the State Treasurer is pleased to issue the June monthly investment performance report. While we realize there is a lag in data due to the timing of availability, I trust you will find it thorough, upholding my commitment to provide disclosure on the economic environment and portfolio results. As always, my staff and I are available to answer any questions, and I hope you find this information helpful.

### Portfolio Performance, Diversification, and Strategy

The State Treasurer's investment portfolio beat projections by \$33,000,000 and earned an impressive \$219.9 million for the month of June to be available to the State General Fund. The portfolio yielded 2.55% in June as we slowly shed older low rate investments. The weighted average maturity was 979 days. The total assets under management were \$15.4 billion, in comparison to \$12.6 billion a year ago.

The portfolio's diversification strategy continues to be sound. U.S. government sponsored enterprises accounted for approximately 17% of the portfolio and mortgage-backed securities were 18%. U.S. Treasuries represented 57% of assets, money market mutual funds were 7% and certificates of deposit were 0.5%. State bond issues and foreign bonds totaled 0.5% and comprised the balance of funds invested. In keeping with the state's statutory investment objectives, the portfolio strategy continues to seek safety, liquidity and return on investment, in that order. Laddered bond maturities and a buy-and-hold strategy were utilized. Market observation for investment opportunities were considered to maximize income within investment parameters and rising interest rates.

### Collateralization

All funds under the control of this office requiring collateralization were secured at rates ranging from 100% to 110%, depending on the type of investment.

### Payments, Fees, and Commissions

Securities were purchased or sold utilizing competitive bidding. Bank fees and money market mutual fund operating expenses are detailed in the attached pages, as is the earnings split between the State Treasurer and the master custodian bank on securities lending income.

### Total Funds Invested

Funds available for investment at market value include the State Treasurer's investments at \$12,263,993,251 and State Agency balances in OK Invest at \$3,207,309,032, for a total of \$15,471,302,283.

### Market Conditions for June

Shorter-dated Treasuries continued to rise above longer-term maturities, as the yield curve reflected deeper levels of inversion. At the end of June, the 2-year Treasury was yielding 4.90%, the benchmark 10-year was 3.84% and the 30-year came in at 3.86%.

The stock indexes rallied to close the first six months of the year with the S&P 500 earning 15.9%, the Dow Jones at 3.8% and the NASDAQ finishing strong at 31.7%. The Associated Press reported that the "market has cruised through 2023 in part because the economy has been able to defy many predictions for it to fall into a recession, at least so far. The job market in particular has remained resilient despite high interest rates that slow the economy in hopes of dragging down inflation. That's helped profits for companies not fall as much as feared."

The Federal Reserve decided unanimously in June to hold the benchmark federal funds rate at the current range between 5% and 5.25%. The Wall Street Journal (WSJ) said, “Policy makers are concerned they haven’t seen inflation and economic activity cool more notably. They are trying to balance that with risks that the delayed effects of their rapid increases last year and more recent banking strains could crimp growth and the labor market more than they expect in the year ahead.”

#### Economic Developments for June

The unemployment rate jumped in May to 3.7% from 3.4% in April. According to Trading Economics, “Despite this uptick, the jobless rate remained historically low and suggested the labor market remained tight. The number of unemployed people increased by 440 thousand to 6.10 million and employment levels declined by 310 thousand to 160.72 million.”

The Bureau of Labor Statistics (BLS) said the Consumer Price Index (CPI) increased 0.1% in May on a seasonally adjusted basis, after increasing 0.4% the previous month. On an annualized basis, the CPI gained 4% before a seasonal adjustment. Core CPI reflected no change from March or April, coming in at 0.4%. According to the BLS, “The index for shelter was the largest contributor to the monthly all items increase, followed by an increase in the index for used cars and trucks. The food index increased 0.2% in May after being unchanged in the previous 2 months.” Trading Economics reported that “Producer price for final demand in the U.S. decreased 0.3% month-over-month in May 2023, following a 0.2% rise in April, and compared to market forecasts of a 0.1% drop.”

Retail sales came in stronger than expected for May rising 0.3% month-over-month. Core retail sales, which excludes automobiles, gasoline, building materials and food services, increased 0.2%. Downwardly revised from 0.7% to 0.6%, core retail in April reflected a decline. Reuters said that “Sales at auto dealers increased 1.4%. Receipts at building material and garden equipment supplies dealers jumped 2.2%, likely driven by home renovations. There were also gains in sales at furniture stores as well as electronics and appliance outlets. Consumers spent more on hobbies. Online retail sales gained 0.3%. Sales at food services and drinking places rose 0.4%.”

The National Association of Realtors (NAR) said the total existing-home sales in May gained 0.2% to a seasonally adjusted annual rate of 4.30 million, with year-over-year sales declining by 1.1 million. The median existing-home price for all housing types was \$396,100, a decline of 3.1% from twelve months before. “Properties typically remained on the market for 19 days in May, down from 22 days in April but up from 16 days in May 2022. Seventy-four percent of homes sold in May were on the market for less than a month,” according to NAR.

The Bureau of Economic Analysis (BEA) reported the revised real gross domestic product (GDP) increased at an annual rate of 2% in the first quarter of 2023. This was in comparison to the last estimate of 1.3%. The fourth quarter GDP came in at 2.6%. The BEA said, “Compared to the fourth quarter, the deceleration in real GDP in the first quarter primarily reflected a downturn in private inventory investment and a slowdown in nonresidential fixed investment that were partly offset by an acceleration in consumer spending, an upturn in exports and a smaller decrease in residential fixed investment. Imports turned up.”

Best regards,

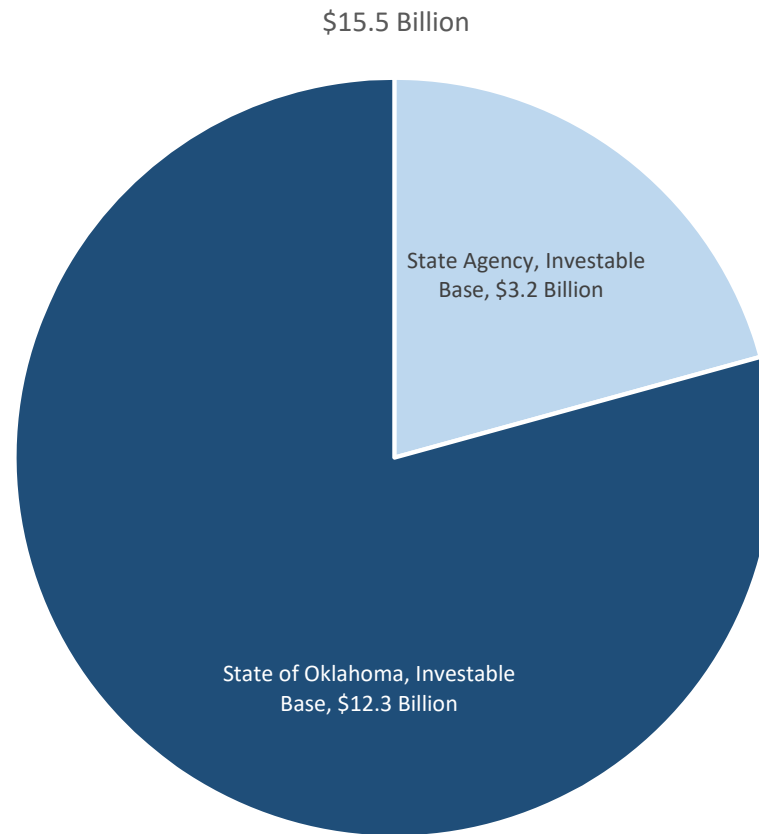


TODD RUSS  
STATE TREASURER

cc: The Honorable Kevin Stitt, Governor  
The Honorable Charles McCall, Speaker of the House  
The Honorable Greg Treat, President Pro Tempore  
The Honorable Gentner Drummond, Attorney General  
The Honorable Cindy Byrd, State Auditor and Inspector



Office of the State Treasurer  
Distribution of Assets Under Management  
June 30, 2023





Office of the State Treasurer  
Portfolio Composition  
June 30, 2023

Asset Category	Face Amount/ Shares	Market Value	Book Value	% of Portfolio	YTM @ Cost	Weighted Average Maturity
Certificate of Deposit	41,224,000	41,224,000	41,224,000	0.3	5.32%	73
Foreign Bonds	47,500,000	46,947,544	47,500,000	0.3	3.73%	699
Money Market - Mutual Funds	1,203,108,388	1,203,108,388	1,203,108,388	7.4	5.01%	1
State Bond Issues	30,000,000	30,000,000	30,000,000	0.2	5.27%	1,190
US Agency - MBS	2,958,109,760	2,641,874,605	2,990,345,898	18.5	1.88%	2,230
US Agency Bonds	2,686,425,000	2,614,581,198	2,686,795,141	16.6	0.87%	294
US Treasury Bonds / Notes	9,450,000,000	8,893,566,548	9,165,613,982	56.7	2.91%	904
Total / Average	16,416,367,148	15,471,302,283	16,164,587,409	100.0	2.55%	979

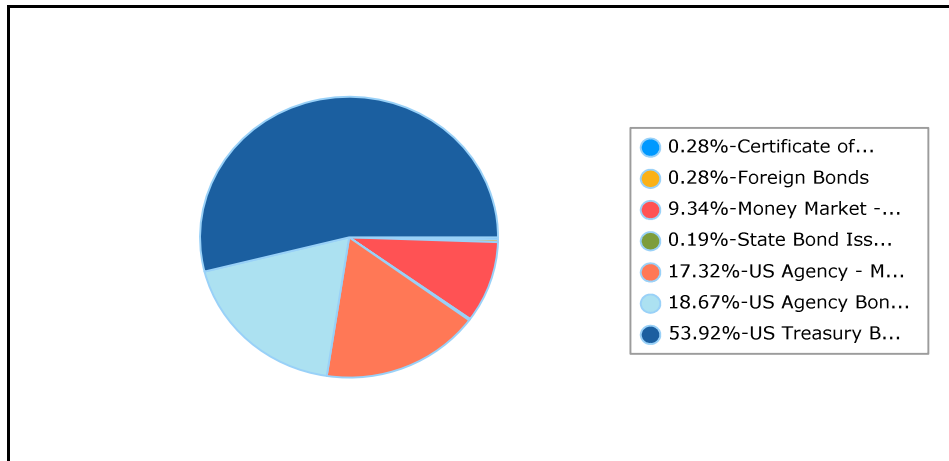


Office of the State Treasurer  
 Distribution by Asset Category - Market Value  
 Report Group: Monthly Investment Report

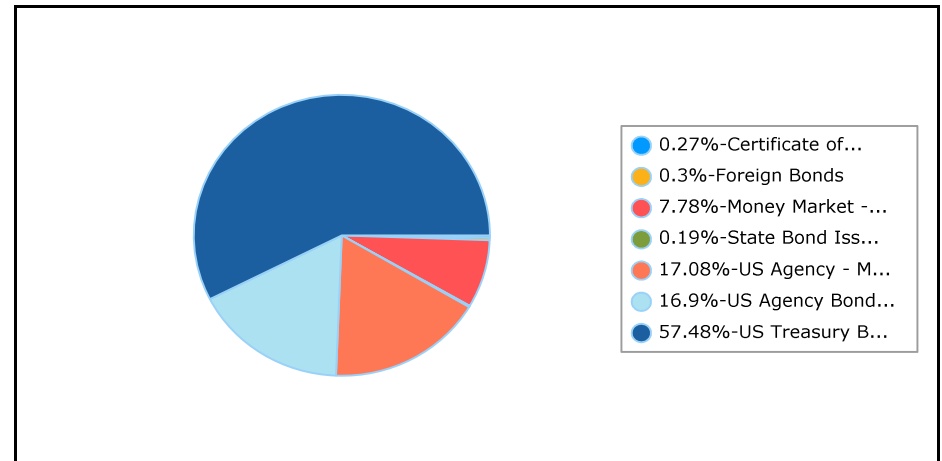
Begin Date: 5/31/2023, End Date: 6/30/2023

Asset Category	Market Value 5/31/2023	% of Portfolio 5/31/2023	Market Value 6/30/2023	% of Portfolio 6/30/2023
Certificate of Deposit	43,224,000	0.3	41,224,000	0.3
Foreign Bonds	43,232,651	0.3	46,947,544	0.3
Money Market - Mutual Funds	1,457,301,959	9.3	1,203,108,388	7.8
State Bond Issues	30,000,000	0.2	30,000,000	0.2
US Agency - MBS	2,700,941,423	17.3	2,641,874,605	17.1
US Agency Bonds	2,911,860,317	18.7	2,614,581,198	16.9
US Treasury Bonds / Notes	8,409,275,428	53.9	8,893,566,548	57.4
<b>Total / Average</b>	<b>15,595,835,778</b>	<b>100.0</b>	<b>15,471,302,283</b>	<b>100.0</b>

**Portfolio Holdings as of 5/31/2023**



**Portfolio Holdings as of 6/30/2023**

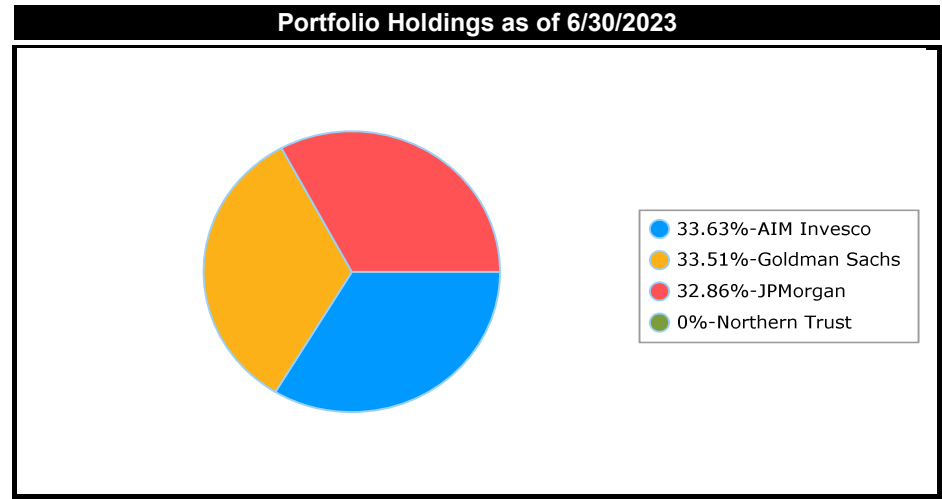
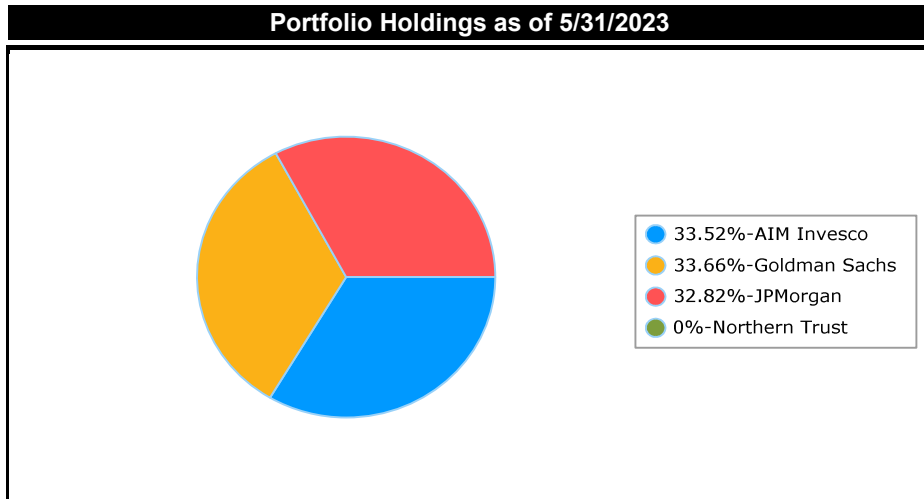




Office of the State Treasurer  
 Distribution by Issuer - Market Value  
 Report Group: Money Market\*

Begin Date: 5/31/2023, End Date: 6/30/2023

Issuer Allocation				
Issuer	Market Value 5/31/2023	% of Portfolio 5/31/2023	Market Value 6/30/2023	% of Portfolio 6/30/2023
AIM Invesco	488,558,942	33.5	404,601,605	33.6
Goldman Sachs	490,478,065	33.7	403,210,370	33.5
JPMorgan	478,264,708	32.8	395,293,370	32.9
Northern Trust	245	0.00	3,043	0.00
Total / Average	1,457,301,959	100.0	1,203,108,388	100.0

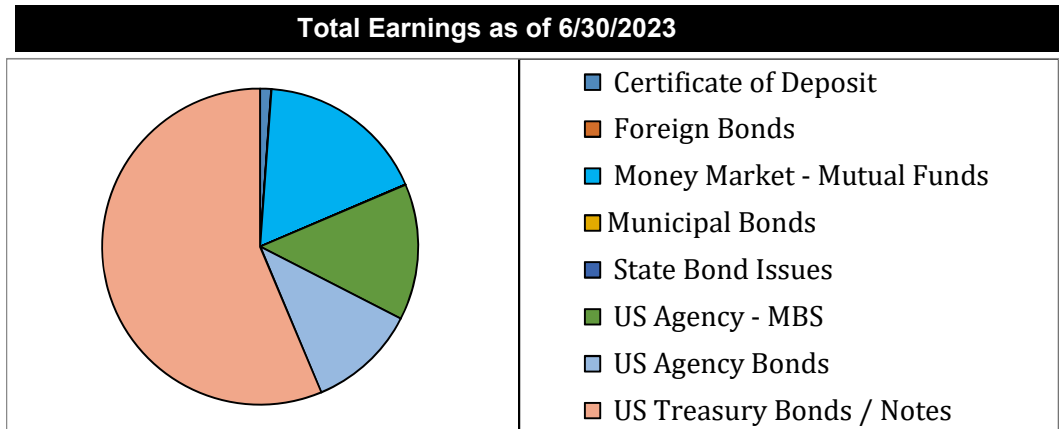


\*Money market balances exclude funds from the American Rescue Plan Act (ARPA).



Office of the State Treasurer  
Earnings by Asset Category  
June 30, 2023

Asset Category	YTM @ Cost	Interest Earned Net of Amortization/ Accretion	Realized Gain/Loss	Total Earnings
Certificate of Deposit	5.32%	387,033	-	387,033
Foreign Bonds	3.73%	7,695	-	7,695
Money Market - Mutual Funds	5.01%	6,005,957	-	6,005,957
State Bond Issues	5.27%	-	-	-
US Agency - MBS	1.87%	5,198,781	(392,955)	4,805,826
US Agency Bonds	0.86%	3,837,761	-	3,837,761
US Treasury Bonds / Notes	2.91%	19,406,928	-	19,406,928
Link Deposit (not active)		-	-	-
<b>Total or Average</b>	<b>2.55%</b>	<b>34,844,155</b>	<b>(392,955)</b>	<b>34,451,200</b>







Office of the State Treasurer  
Investment Activity  
June 30, 2023

Description	CUSIP	Broker/ Dealer	Trade Date	Settlement Date	YTM @ Cost	Par	Principal	Price	Interest	Total
Buy										
Israel State 5.1 6/1/2026	46514BCL9	Israel State	6/8/2023	6/15/2023	5.100	10,000,000	10,000,000	100.000	0	10,000,000
T-Note 2.5 3/31/2027	91282CEF4	Morgan Stanley	6/22/2023	6/23/2023	4.201	25,000,000	23,530,273	94.121	143,443	23,673,716
T-Note 2.625 5/31/2027	91282CET4	Morgan Stanley	6/27/2023	6/28/2023	4.192	25,000,000	23,595,703	94.383	50,205	23,645,908
T-Note 2.625 5/31/2027	91282CET4	Bank of New York Mellon	6/26/2023	6/27/2023	4.140	25,000,000	23,639,648	94.559	48,412	23,688,060
T-Note 2.625 5/31/2027	91282CET4	Wells Fargo	6/23/2023	6/26/2023	4.157	25,000,000	23,624,023	94.496	46,619	23,670,642
T-Note 2.75 4/30/2027	91282CEN7	JPMorgan Chase	6/27/2023	6/28/2023	4.195	25,000,000	23,730,469	94.922	110,224	23,840,693
T-Note 2.75 4/30/2027	91282CEN7	UMB Bank	6/26/2023	6/27/2023	4.164	25,000,000	23,755,859	95.023	108,356	23,864,215
T-Note 2.75 4/30/2027	91282CEN7	Morgan Stanley	6/23/2023	6/26/2023	4.173	25,000,000	23,747,070	94.988	106,488	23,853,558
T-Note 2.75 7/31/2027	91282CFB2	Stifel Nicolaus	6/28/2023	6/29/2023	4.158	25,000,000	23,688,477	94.754	282,977	23,971,453
T-Note 2.75 7/31/2027	91282CFB2	BofA Securities	6/27/2023	6/28/2023	4.159	25,000,000	23,686,523	94.746	281,077	23,967,601
T-Note 2.75 7/31/2027	91282CFB2	TD Securities	6/26/2023	6/27/2023	4.125	25,000,000	23,716,797	94.867	279,178	23,995,975
T-Note 2.75 7/31/2027	91282CFB2	Wells Fargo	6/22/2023	6/23/2023	4.166	25,000,000	23,676,758	94.707	271,581	23,948,339
T-Note 3.125 8/31/2027	91282CFH9	Jefferies & Co	6/29/2023	6/30/2023	4.294	25,000,000	23,894,531	95.578	259,001	24,153,533
T-Note 3.125 8/31/2027	91282CFH9	RBC	6/28/2023	6/29/2023	4.142	25,000,000	24,034,180	96.137	256,878	24,291,058
T-Note 3.125 8/31/2027	91282CFH9	Hilltop	6/22/2023	6/23/2023	4.151	25,000,000	24,022,461	96.090	244,141	24,266,602
T-Note 3.25 6/30/2027	91282CEW7	RBC	6/27/2023	6/28/2023	4.170	25,000,000	24,159,180	96.637	401,761	24,560,941
T-Note 3.25 6/30/2027	91282CEW7	Stifel Nicolaus	6/26/2023	6/27/2023	4.131	25,000,000	24,194,336	96.777	399,517	24,593,853
T-Note 3.875 11/30/2027	91282CFZ9	UMB Bank	6/29/2023	6/30/2023	4.241	25,000,000	24,633,789	98.535	79,406	24,713,195
T-Note 4.125 10/31/2027	91282CFU0	Stifel Nicolaus	6/29/2023	6/30/2023	4.261	25,000,000	24,865,234	99.461	170,941	25,036,175
T-Note 4.125 10/31/2027	91282CFU0	Mizuho Securities	6/28/2023	6/29/2023	4.122	25,000,000	25,001,953	100.008	168,139	25,170,092
T-Note 4.125 10/31/2027	91282CFU0	Morgan Stanley	6/23/2023	6/26/2023	4.118	25,000,000	25,005,859	100.023	159,732	25,165,591
T-Note 4.125 9/30/2027	91282CFM8	BofA Securities	6/29/2023	6/30/2023	4.270	25,000,000	24,859,375	99.438	256,404	25,115,779
T-Note 4.125 9/30/2027	91282CFM8	BofA Securities	6/28/2023	6/29/2023	4.135	25,000,000	24,989,258	99.957	253,586	25,242,844
T-Note 4.125 9/30/2027	91282CFM8	BofA Securities	6/23/2023	6/26/2023	4.120	25,000,000	25,003,906	100.016	245,133	25,249,039
						585,000,000	565,055,664		4,623,198	569,678,862
Matured										
FFCB 2.125 6/5/2023	3133EKPT7	Wells Fargo	6/5/2023	6/5/2023	0.000	25,000,000	25,000,000	0	0	25,000,000
FHLB 2.125 6/9/2023	3133834G3	Wells Fargo	6/9/2023	6/9/2023	0.000	25,000,000	25,000,000	0	0	25,000,000
FHLB 2.125 6/9/2023	3133834G3	Wells Fargo	6/9/2023	6/9/2023	0.000	25,000,000	25,000,000	0	0	25,000,000
FHLB 2.125 6/9/2023	3133834G3	Morgan Stanley	6/9/2023	6/9/2023	0.000	25,000,000	25,000,000	0	0	25,000,000
FHLB 2.125 6/9/2023	3133834G3	Wells Fargo	6/9/2023	6/9/2023	0.000	25,000,000	25,000,000	0	0	25,000,000
FHLB 2.125 6/9/2023	3133834G3	Morgan Stanley	6/9/2023	6/9/2023	0.000	25,000,000	25,000,000	0	0	25,000,000
FHLMC 0.25 6/26/2023	3137EAES4	Morgan Stanley	6/26/2023	6/26/2023	0.000	25,000,000	25,000,000	0	0	25,000,000
FHLMC 0.25 6/26/2023	3137EAES4	Wells Fargo	6/26/2023	6/26/2023	0.000	25,000,000	25,000,000	0	0	25,000,000
FHLMC 0.25 6/26/2023	3137EAES4	Wells Fargo	6/26/2023	6/26/2023	0.000	25,000,000	25,000,000	0	0	25,000,000
FHLMC 0.25 6/26/2023	3137EAES4	Morgan Stanley	6/26/2023	6/26/2023	0.000	25,000,000	25,000,000	0	0	25,000,000
FHLMC 0.25 6/26/2023	3137EAES4	Wells Fargo	6/26/2023	6/26/2023	0.000	25,000,000	25,000,000	0	0	25,000,000
FHLMC 0.25 6/26/2023	3137EAES4	Wells Fargo	6/26/2023	6/26/2023	0.000	25,000,000	25,000,000	0	0	25,000,000
FHLMC 0.25 6/26/2023	3137EAES4	Morgan Stanley	6/26/2023	6/26/2023	0.000	25,000,000	25,000,000	0	0	25,000,000
FHLMC 0.25 6/26/2023	3137EAES4	Wells Fargo	6/26/2023	6/26/2023	0.000	25,000,000	25,000,000	0	0	25,000,000
Israel State 1.51 6/1/2023	46513JCK5	Israel State	6/1/2023	6/1/2023	0.000	6,000,000	6,000,000	0	0	6,000,000
						306,000,000	306,000,000		0	306,000,000
Net Change in Investments						279,000,000	259,055,664		4,623,198	263,678,862



Office of the State Treasurer  
Transactions by Security Type  
June 30, 2023

Description	CUSIP	Action	Settlement Date	Maturity Date	YTM @ Cost	Par	Principal	Price	Interest	Total
US Treasury Bonds and Notes										
T-Note 2.5 3/31/2027	91282CEF4	Buy	6/23/2023	3/31/2027	4.201	25,000,000	23,530,273	94.121	143,443	23,673,716
T-Note 2.625 5/31/2027	91282CET4	Buy	6/28/2023	5/31/2027	4.192	25,000,000	23,595,703	94.383	50,205	23,645,908
T-Note 2.625 5/31/2027	91282CET4	Buy	6/27/2023	5/31/2027	4.140	25,000,000	23,639,648	94.559	48,412	23,688,060
T-Note 2.625 5/31/2027	91282CET4	Buy	6/26/2023	5/31/2027	4.157	25,000,000	23,624,023	94.496	46,619	23,670,642
T-Note 2.75 4/30/2027	91282CEN7	Buy	6/28/2023	4/30/2027	4.195	25,000,000	23,730,469	94.922	110,224	23,840,693
T-Note 2.75 4/30/2027	91282CEN7	Buy	6/27/2023	4/30/2027	4.164	25,000,000	23,755,859	95.023	108,356	23,864,215
T-Note 2.75 4/30/2027	91282CEN7	Buy	6/26/2023	4/30/2027	4.173	25,000,000	23,747,070	94.988	106,488	23,853,558
T-Note 2.75 7/31/2027	91282CFB2	Buy	6/29/2023	7/31/2027	4.158	25,000,000	23,688,477	94.754	282,977	23,971,453
T-Note 2.75 7/31/2027	91282CFB2	Buy	6/28/2023	7/31/2027	4.159	25,000,000	23,686,523	94.746	281,077	23,967,601
T-Note 2.75 7/31/2027	91282CFB2	Buy	6/27/2023	7/31/2027	4.125	25,000,000	23,716,797	94.867	279,178	23,995,975
T-Note 2.75 7/31/2027	91282CFB2	Buy	6/23/2023	7/31/2027	4.166	25,000,000	23,676,758	94.707	271,581	23,948,339
T-Note 3.125 8/31/2027	91282CFH9	Buy	6/30/2023	8/31/2027	4.294	25,000,000	23,894,531	95.578	259,001	24,153,533
T-Note 3.125 8/31/2027	91282CFH9	Buy	6/29/2023	8/31/2027	4.142	25,000,000	24,034,180	96.137	256,878	24,291,058
T-Note 3.125 8/31/2027	91282CFH9	Buy	6/23/2023	8/31/2027	4.151	25,000,000	24,022,461	96.090	244,141	24,266,602
T-Note 3.25 6/30/2027	91282CEW7	Buy	6/28/2023	6/30/2027	4.170	25,000,000	24,159,180	96.637	401,761	24,560,941
T-Note 3.25 6/30/2027	91282CEW7	Buy	6/27/2023	6/30/2027	4.131	25,000,000	24,194,336	96.777	399,517	24,593,853
T-Note 3.875 11/30/2027	91282CFZ9	Buy	6/30/2023	11/30/2027	4.241	25,000,000	24,633,789	98.535	79,406	24,713,195
T-Note 4.125 10/31/2027	91282CFU0	Buy	6/30/2023	10/31/2027	4.261	25,000,000	24,865,234	99.461	170,941	25,036,175
T-Note 4.125 10/31/2027	91282CFU0	Buy	6/29/2023	10/31/2027	4.122	25,000,000	25,001,953	100.008	168,139	25,170,092
T-Note 4.125 10/31/2027	91282CFU0	Buy	6/26/2023	10/31/2027	4.118	25,000,000	25,005,859	100.023	159,732	25,165,591
T-Note 4.125 9/30/2027	91282CFM8	Buy	6/30/2023	9/30/2027	4.270	25,000,000	24,859,375	99.438	256,404	25,115,779
T-Note 4.125 9/30/2027	91282CFM8	Buy	6/29/2023	9/30/2027	4.135	25,000,000	24,989,258	99.957	253,586	25,242,844
T-Note 4.125 9/30/2027	91282CFM8	Buy	6/26/2023	9/30/2027	4.120	25,000,000	25,003,906	100.016	245,133	25,249,039
						575,000,000	555,055,664		4,623,198	559,678,862
Foreign Bonds										
Israel State 5.1 6/1/2026	46514BCL9	Buy	6/15/2023	6/1/2026	5.100	10,000,000	10,000,000	100.000	0	10,000,000
						10,000,000	10,000,000		0	10,000,000
Certificates of Deposits										
							25,115,000			
Total										
							590,170,664			



Office of the State Treasurer  
Transactions by Broker  
June 30, 2023

Description	CUSIP	Action	Asset Category	Settlement Date	Maturity Date	YTM @ Cost	Par	Principal	Price	Interest	Total
<b>BofA Securities</b>											
T-Note 2.75 7/31/2027	91282CFB2	Buy	US Treasury Bonds / Notes	6/28/2023	7/31/2027	4.159	25,000,000	23,686,523	94.746	281,077	23,967,600.79
T-Note 4.125 9/30/2027	91282CFM8	Buy	US Treasury Bonds / Notes	6/30/2023	9/30/2027	4.270	25,000,000	24,859,375	99.438	256,404	25,115,778.69
T-Note 4.125 9/30/2027	91282CFM8	Buy	US Treasury Bonds / Notes	6/29/2023	9/30/2027	4.135	25,000,000	24,989,258	99.957	253,586	25,242,843.88
T-Note 4.125 9/30/2027	91282CFM8	Buy	US Treasury Bonds / Notes	6/26/2023	9/30/2027	4.120	25,000,000	25,003,906	100.016	245,133	25,249,039.45
							100,000,000	98,539,063		1,036,200	99,575,262.81
<b>BNY Mellon Capital Markets</b>											
T-Note 2.625 5/31/2027	91282CET4	Buy	US Treasury Bonds / Notes	6/27/2023	5/31/2027	4.140	25,000,000	23,639,648	94.559	48,412	23,688,060.33
							25,000,000	23,639,648		48,412	23,688,060.33
<b>Hilltop</b>											
T-Note 3.125 8/31/2027	91282CFH9	Buy	US Treasury Bonds / Notes	6/23/2023	8/31/2027	4.151	25,000,000	24,022,461	96.090	244,141	24,266,601.57
							25,000,000	24,022,461		244,141	24,266,601.57
<b>Jefferies &amp; Co</b>											
T-Note 3.125 8/31/2027	91282CFH9	Buy	US Treasury Bonds / Notes	6/30/2023	8/31/2027	4.294	25,000,000	23,894,531	95.578	259,001	24,153,532.61
							25,000,000	23,894,531		259,001	24,153,532.61
<b>JPMorgan Chase</b>											
T-Note 2.75 4/30/2027	91282CEN7	Buy	US Treasury Bonds / Notes	6/28/2023	4/30/2027	4.195	25,000,000	23,730,469	94.922	110,224	23,840,692.93
							25,000,000	23,730,469		110,224	23,840,692.93
<b>Mizuho Securities</b>											
T-Note 4.125 10/31/2027	91282CFU0	Buy	US Treasury Bonds / Notes	6/29/2023	10/31/2027	4.122	25,000,000	25,001,953	100.008	168,139	25,170,091.72
							25,000,000	25,001,953		168,139	25,170,091.72
<b>Morgan Stanley</b>											
T-Note 2.5 3/31/2027	91282CEF4	Buy	US Treasury Bonds / Notes	6/23/2023	3/31/2027	4.201	25,000,000	23,530,273	94.121	143,443	23,673,716
T-Note 2.625 5/31/2027	91282CET4	Buy	US Treasury Bonds / Notes	6/28/2023	5/31/2027	4.192	25,000,000	23,595,703	94.383	50,205	23,645,908
T-Note 2.75 4/30/2027	91282CEN7	Buy	US Treasury Bonds / Notes	6/26/2023	4/30/2027	4.173	25,000,000	23,747,070	94.988	106,488	23,853,558
T-Note 4.125 10/31/2027	91282CFU0	Buy	US Treasury Bonds / Notes	6/26/2023	10/31/2027	4.118	25,000,000	25,005,859	100.023	159,732	25,165,591
							100,000,000	95,878,906		459,867	96,338,773.23
<b>RBC</b>											
T-Note 3.125 8/31/2027	91282CFH9	Buy	US Treasury Bonds / Notes	6/29/2023	8/31/2027	4.142	25,000,000	24,034,180	96.137	256,878	24,291,058
T-Note 3.25 6/30/2027	91282CEW7	Buy	US Treasury Bonds / Notes	6/28/2023	6/30/2027	4.170	25,000,000	24,159,180	96.637	401,761	24,560,941
							50,000,000	48,193,359		658,639	48,851,998.83
<b>State of Israel</b>											
Israel State 5.1 6/1/2026	46514BCL9	Buy	Foreign Bonds	6/15/2023	6/1/2026	5.100	10,000,000	10,000,000	100.000	0	10,000,000.00
							10,000,000	10,000,000		0	10,000,000.00
<b>Stifel Nicolaus</b>											
T-Note 2.75 7/31/2027	91282CFB2	Buy	US Treasury Bonds / Notes	6/29/2023	7/31/2027	4.158	25,000,000	23,688,477	94.754	282,977	23,971,453.08
T-Note 3.25 6/30/2027	91282CEW7	Buy	US Treasury Bonds / Notes	6/27/2023	6/30/2027	4.131	25,000,000	24,194,336	96.777	399,517	24,593,852.51
T-Note 4.125 10/31/2027	91282CFU0	Buy	US Treasury Bonds / Notes	6/30/2023	10/31/2027	4.261	25,000,000	24,865,234	99.461	170,941	25,036,175.28
							75,000,000	72,748,047		853,434	73,601,480.87
<b>TD Securities</b>											
T-Note 2.75 7/31/2027	91282CFB2	Buy	US Treasury Bonds / Notes	6/27/2023	7/31/2027	4.125	25,000,000	23,716,797	94.867	279,178	23,995,975.06
							25,000,000	23,716,797		279,178	23,995,975.06
<b>UMB Bank</b>											
T-Note 2.75 4/30/2027	91282CEN7	Buy	US Treasury Bonds / Notes	6/27/2023	4/30/2027	4.164	25,000,000	23,755,859	95.023	108,356	23,864,215.36
T-Note 3.875 11/30/2027	91282CFZ9	Buy	US Treasury Bonds / Notes	6/30/2023	11/30/2027	4.241	25,000,000	24,633,789	98.535	79,406	24,713,194.80
							50,000,000	48,389,648		187,762	48,577,410.16
<b>Wells Fargo</b>											
T-Note 2.625 5/31/2027	91282CET4	Buy	US Treasury Bonds / Notes	6/26/2023	5/31/2027	4.157	25,000,000	23,624,023	94.496	46,619	23,670,642.29
T-Note 2.75 7/31/2027	91282CFB2	Buy	US Treasury Bonds / Notes	6/23/2023	7/31/2027	4.166	25,000,000	23,676,758	94.707	271,581	23,948,339.30
							50,000,000	47,300,781		318,200	47,618,981.59
<b>Total Securities</b>							<b>585,000,000</b>	<b>565,055,664</b>		<b>4,623,198</b>	<b>569,678,861.71</b>



Office of the State Treasurer  
 Comparison of Actual Earnings to Estimated Earnings  
 June 30, 2023

Fiscal Year to Date								
Asset Category	Revenues Actual	Revenues Estimate	Variance	Percent	Investable Base - Actual	Investable Base - Est.	Variance	Percent
Certificates of Deposit	1,253,812	200,000	1,053,812	526.91%	32,661,373	40,000,000	(7,338,627)	-18.35%
Foreign Bonds	948,069	1,000,000	-51,931	-5.19%	37,196,081	35,000,000	2,196,081	6.27%
Money Market Mutual Funds	25,580,756	17,000,000	8,580,756	50.48%	953,211,046	600,000,000	353,211,046	58.87%
Municipal (Redeemed 8/1/22)	93,600	0	93,600		0	0	0	
State of OK Bonds	952,500	500,000	452,500	90.50%	30,000,000	30,000,000	0	0.00%
US Agency - MBS	47,903,529	40,000,000	7,903,529	19.76%	2,093,131,492	2,200,000,000	(106,868,508)	-4.86%
US Agency Bonds	18,646,237	9,000,000	9,646,237	107.18%	2,071,507,192	2,700,000,000	(628,492,808)	-23.28%
US Treasury Bonds / Notes	124,554,767	118,300,000	6,254,767	5.29%	7,046,286,067	5,395,000,000	1,651,286,067	30.61%
<b>Total or Average</b>	<b>219,933,270</b>	<b>186,000,000</b>	<b>33,933,270</b>	<b>18.24%</b>	<b>12,263,993,251</b>	<b>11,000,000,000</b>	<b>1,263,993,251</b>	<b>11.49%</b>

The Treasurer had estimated earnings to the Board of Equalization for Fiscal Year 2023. The amount estimated was \$186,000,000. Year-to-date actual earnings are recorded on a cash basis of accounting.



Office of the State Treasurer  
Comparison of Actual Earnings to Estimated Earnings  
June 30, 2023

The following page presents market rates of return on the Securities portion of the General Account and the State's aggregated State Agency Accounts. These figures, which are dollar-weighted and time-weighted where appropriate, are calculated using the percentage change in market value (inclusive of accrued income) from the end of the prior month to the end of the reporting month.

To ensure the integrity of data, this information is provided by the Treasurer's custodian bank acting in its capacity as an external third party. As such, performance measurement is presently confined to those investments which are held with the custodian bank Northern Trust Company.

Benchmark data is also provided on the following page.



Office of the State Treasurer  
Performance Comparison  
June 30, 2023

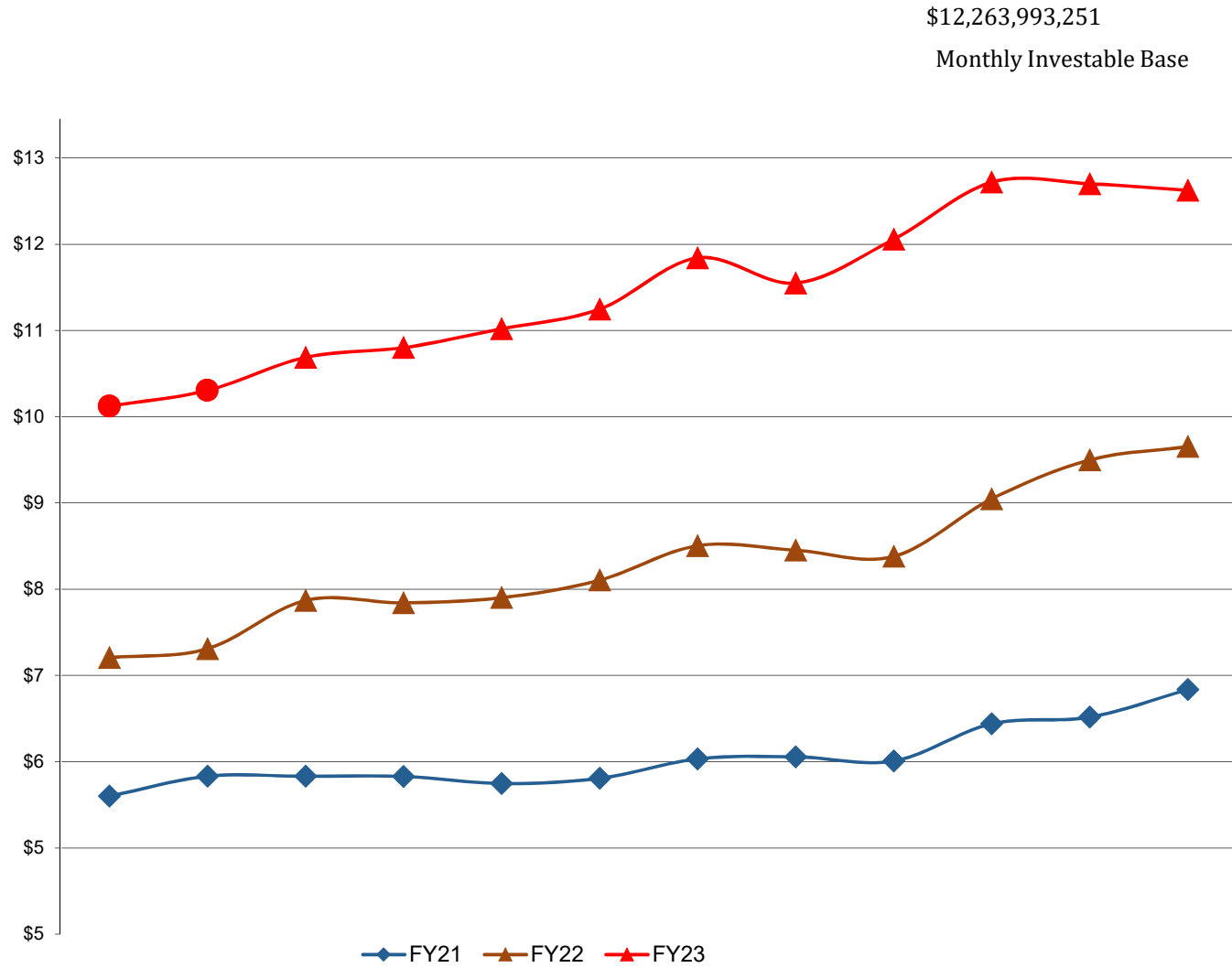
	Current Month	Fiscal Year-to-Date
Securities, General Revenue Account	-0.39%	0.58%
Securities, Agency Directed Langston University	5.75%	18.05%
Benchmark Merrill Lynch, US 1 Year T-Bill	0.23%	2.33%

Analysis by Northern Trust Company

Represents dollar-weighted and time-weighted rates of return



Office of the State Treasurer  
General Revenue Fund, 36 Month Investable Base (Billions)  
June 30, 2023





Office of the State Treasurer  
Banking, Custody, and other Fees  
June 30, 2023

Depository Bank	Tax ID Number	City	State	Amount
BancFirst	73-1332918	OKC	Oklahoma	88
Federal Reserve Bank	44-0545874	Kansas City	Kansas	1,207
JP Morgan/Chase, Okla., NA	73-0777610	OKC	Oklahoma	29,324
<b>Total</b>				<b>30,619</b>

**Money Market Mutual Funds**  
 The State Treasurer participates in the following money market mutual funds. The funds managers are compensated for certain operating expenses by deducting a fee from the gross interest earnings.

Fund Manager	Tax ID	Annualized fee	Amount
Invesco	76-0574220	0.180%	60,384
JPMorgan Securities	23-2694160	0.180%	59,002
Goldman Sachs	06-1287410	0.110%	36,776
BOSC Inc	73-1275307	0.070%	23,403

Note: Pursuant to Oklahoma State Statute Title 62, Section 89.7, all known fees are to be reported. The money market mutual fund fees reported are shown at the contracted rate.

**Securities Lending Program**  
 The State Treasurer participates in a securities lending program with Northern Trust Company acting as lending agent. Northern Trust retains 20% of the revenues generated as compensation for services, their share for the month was \$ 14,605. Pursuant to Oklahoma State Statute Title 62 Section 90, the State Treasurer retains the first \$450,000 of security lending revenue in a revolving fund. These funds are used to pay custody and other banking fees. Any revenue not needed for this purpose is deposited to the General Fund.

**Northern Trust Custody Fees**  
 Pursuant to custodial contract with Northern Trust Company, custody fees are paid quarterly. Fees paid to Northern Trust Company for FY23 total to 45,000.





OKLAHOMA  
State Treasurer

# AGENCY-DIRECTED INVESTMENTS

---

## June 2023

### **Treasurer's Mission Statement**

The mission of the Office of the State Treasurer is to serve the people of Oklahoma by providing sound banking and investment services, reuniting individuals and businesses with their unclaimed property, and promoting economic opportunities in a fiscally responsible and efficient manner while adhering to the highest professional and ethical standards.



Office of the State Treasurer  
 Agency Directed Investments  
 June 30, 2023

Issuer	Face Amount/Shares	Market Value	Book Value	% of Portfolio
<b>ARPA Funding</b>				
JPMorgan MM	1,061,837,829	1,061,837,829	1,061,837,829	0.66
US Agency Bonds	125,000,000	123,662,591	124,885,838	0.08
US Treasury	425,000,000	415,684,712	424,114,432	0.26
<b>Total, ARPA Funding</b>	<b>1,611,837,829</b>	<b>1,601,185,132</b>	<b>1,610,838,099</b>	<b>1.00</b>
<b>Langston - Agency Directed</b>				
Fundamental Investors Inc A	16,499	1,118,948	371,159	0.33
Investment Co of America A	16,849	799,297	371,249	0.33
Washington Mutual Fund A	17,404	942,978	371,269	0.34
Northern Trust - Agency Fund	1,792	1,792	1,792	0.00
<b>Total / Average</b>	<b>52,544</b>	<b>2,863,015</b>	<b>1,115,469</b>	<b>1.00</b>
<b>Report Total</b>	<b>1,611,890,373</b>	<b>1,604,048,147</b>	<b>1,611,953,568</b>	



Office of the State Treasurer  
State Agency Directed by Broker  
June 30, 2023

Broker	Tax ID	Purchases at Cost	Sales at Cost
No activity			



Office of the State Treasurer  
State Agency Directed by Security Type  
June 30, 2023

Broker	Tax ID	Purchases at Cost	Sales at Cost
No activity			



Office of the State Treasurer  
Assets Under Management  
June 30, 2023

Account	Class Funding	Agency	Interest Rate	Days to Maturity	Market Value
2109002	8090B	OMES- Risk Mgmt Revolving Fund ASA	2.4545	1	83,002,873
2118506	8185F	Corporation Commission	2.4545	1	24,903,224
2137001	8370A	OIFA	2.4545	1	12,704,963
2138503	8385C	Oklahoma Insurance Department	2.4545	1	4,720,986
2139101	8391A	Multiple Injury Trust Fund	2.4545	1	21,464,869
2141001	8410A	Commissioners of the Land Office	2.4545	1	79,801,708
2142001	8420A	Langston University	2.4545	1	11,487,693
2143500	79901	Oklahoma Lottery Commission	2.4545	1	11,456,280
2143501	8435A	Oklahoma Lottery Commission	2.4545	1	6,940,564
2147704	8477D	Oklahoma Bureau of Narcotics	2.4545	1	13,275,711
2151500	79901	OPERS	2.4545	1	4,006,684
2151501	8515A	OPERS	2.4545	1	284,141
2151502	8515B	OPERS	2.4545	1	1,652,462
2151503	8515C	OPERS	2.4545	1	90,486
2151504	8515D	OPERS	2.4545	1	2,419,961
2151505	8515E	OPERS	2.4545	1	41,006
2151506	8515F	OPERS	2.4545	1	272,009
2151507	8515G	OPERS	2.4545	1	3,434,863
2151508	8515H	OPERS	2.4545	1	592,092
2153001	8530A	Panhandle State University	2.4545	1	1,621,579
2155701	8557A	OK Police Pension	2.4545	1	46,988,752
2169502	8695B	Tax Commission	2.4545	1	508,897,514
2169505	8695E	Tax Commission	2.4545	1	12,869
2169520	8695T	Tax Commission	2.4545	1	370,835
2169521	8695U	Tax Commission	2.4545	1	91,264,941
2174007	8740G	State Treasurer	2.4545	1	1,153,930
2183006	8830F	DHS - CSED	2.4545	1	17,160,155
7200039	20000	Oklahoma Boll Weevil Eradication	2.4545	1	4,185,549
7200131	79901	Department of Corrections	2.4545	1	16,920,790
7200320	20000	Department of Wildlife	2.4545	1	3,096,714
7200359	20000	OERB	2.4545	1	24,382,639
7200370	20000	OIFA	2.4545	1	692,569
7200391	20000	Multiple Injury Trust Fund	2.4545	1	93,392
7200410	20000	Commissioners of the Land Office	2.4545	1	2,839,930
7200435	20000	Oklahoma Lottery Commission	2.4545	1	38,309,649
7200515	20000	OPERS	2.4545	1	171,285
7200588	20000	Real Estate Commission	2.4545	1	3,226,344
7200830	20000	Department of Human Services	2.4545	1	116,995
7201825	20100	University Hospitals Authority	2.4545	1	2,729,110
7205090	20500	OMES Risk Management Division/DSC	2.4545	1	52,736,086
7205131	79901	Department of Corrections	2.4545	1	873,903
7205204	20500	JM Davis Arms & Historical Museum	2.4545	1	16,203

Interest rate is net of 1.25 bp management fee



Office of the State Treasurer  
Assets Under Management  
June 30, 2023

Account	Class Funding	Agency	Interest Rate	Days to Maturity	Market Value
7205320	20500	Department of Wildlife	2.4545	1	1,229,012
7205359	20500	Sustaining OK Energy Resources	2.4545	1	7,215,334
7205435	20500	Oklahoma Lottery Commission	2.4545	1	150,650
7205515	20500	OPERS	2.4545	1	176,037
7205563	20500	OK Bd for Private Vocational Schools	2.4545	1	199,946
7205630	20500	Oklahoma Department of Securities	2.4545	1	1,561,655
7205807	20500	Oklahoma Health Care Authority	2.4545	1	65,837
7210270	21000	State Election Board	2.4545	1	2,207,460
7210320	21000	Department of Wildlife	2.4545	1	6,141,661
7210350	21000	Oklahoma Historical Society	2.4545	1	30
7210400	21000	Office of Juvenile Affairs	2.4545	1	9,202
7210410	21000	Commissioners of the Land Office	2.4545	1	5,591,520
7210515	21000	OPERS	2.4545	1	754,888
7210570	21000	State Board of Licensure for Professional Engineers & Land	2.4545	1	277,461
7210588	21000	Real Estate Commission	2.4545	1	497,030
7215270	21500	State of Oklahoma Election Board - HAVA	2.4545	1	9,019,447
7215320	21500	Department of Wildlife	2.4545	1	4,356,570
7215566	21500	Tourism & Recreation Department	2.4545	1	5,154,715
7215585	21500	Department of Public Safety	2.4545	1	2,327,723
7215670	21500	JD McCarty Center	2.4545	1	743,730
7215825	215000	University Hospitals Authority	2.4545	1	1,820,435
7216805	21600	Department of Rehabilitation Services	2.4545	1	1,116,952
7220320	22000	Dept of Wildlife Conservation	2.4545	1	6,704,238
7220570	22000	OSB of Licensure for Professional Engineers and Land Surv	2.4545	1	307,482
7220585	22000	Department of Public Safety	2.4545	1	5,468,357
7220830	22000	Department of Human Services	2.4545	1	10,091
7225040	22500	Department of Agriculture	2.4545	1	275,580
7225830	22500	Department of Human Services	2.4545	1	310,280
7230220	23000	Oklahoma Crime Victims Compensation	2.4545	1	2,043,707
7230345	23000	Department of Transportation	2.4545	1	7,905,303
7230695	23000	Tax Commission	2.4545	1	888,671
7230807	23000	Health Care Authority	2.4545	1	991,429
7235605	23500	Regents for Higher Education	2.4545	1	4,150,684
7240807	24000	Health Care Authority	2.4545	1	62,110,169
7240830	24000	Oklahoma Human Services	2.4545	1	15,832,182
7244090	24400	OMES Dept of Central Services	2.4545	1	897,720
7245807	24500	Health Care Authority	2.4545	1	4,153,089
7255090	25500	Department of Central Services	2.4545	1	1,208,048
7255585	25500	Oklahoma Dept of Public Safety	2.4545	1	45,426
7260090	26000	OMES Risk Management Division	2.4545	1	5,826,831
7265090	26500	OMES- Risk Mgmt	2.4545	1	123,647
7275740	27500	OST - SEED	2.4545	1	14,707
7280090	28000	OMES DCS Property Distribution	2.4545	1	513,064

Interest rate is net of 1.25 bp management fee



Office of the State Treasurer  
 Assets Under Management  
 June 30, 2023

Account	Class Funding	Agency	Interest Rate	Days to Maturity	Market Value
7280131	79901	Department of Corrections	2.4545	1	6,859,811
7280345	28000	Department of Transportation	2.4545	1	2,409,781
7285345	28500	Department of Transportation	2.4545	1	163,389,129
7295090	27000	Emergency & Transportation	2.4545	1	7,765,991
7296150	29600	University of Science & Arts	2.4545	1	43
7303000	30300	Tobacco Litigation Escrow Fund	2.4545	1	31,023
7360566	36000	Tourism & Recreation Department	2.4545	1	6,610,829
7401105	40100	OCIA - NACEA Construction Series 2018B	2.4545	1	852
7403292	40300	Oklahoma Department of Environmental Quality	2.4545	1	758,375
7405220	40500	District Attorneys Council	2.4545	1	4,270,032
7408105	40800	OCIA	2.4545	1	3,710
7409105	40900	OCIA - NACEA Revenue Series 2018B	2.4545	1	195
7411105	41100	OCIA - Capitol Repair Revenue Series 2018C	2.4545	1	3,107
7412105	41200	OCIA	2.4545	1	9,705
7415105	41500	OCIA - DOC Construction Series 2018D	2.4545	1	8,770,843
7416000	41600	OSF - Oil Overcharge	2.4545	1	301,481
7416105	41600	OCIA - DOC Revenue Series 2018D	2.4545	1	6,144
7416160	41600	Department of Commerce	2.4545	1	3,171,703
7419105	41900	OCIA	2.4545	1	18,295
7420105	42000	OCIA - Construction Series 2019A	2.4545	1	1,183,463
7424105	42400	OCIA - Revenue Series 2019A	2.4545	1	1,760
7426000	42600	OSF - Oil Overcharge	2.4545	1	2,519,025
7426160	42600	Department of Commerce	2.4545	1	16,264,661
7427105	42700	OCIA - Construction Series 2019B	2.4545	1	724
7428105	42800	OCIA Endowed Chairs Fund	2.4545	1	6,599
7430010	43000	Oklahoma State University	2.4545	1	3,426,663
7430011	43000	Oklahoma State University	2.4545	1	3,284,061
7430012	43000	Oklahoma State University	2.4545	1	3,073,233
7430013	43000	Oklahoma State University	2.4545	1	3,064,259
7430014	43000	Oklahoma State University	2.4545	1	3,202,390
7430015	43000	Oklahoma State University	2.4545	1	3,070,102
7430016	43000	Oklahoma State University	2.4545	1	241,063
7430100	43000	Cameron University	2.4545	1	1,256,475
7430420	43000	Langston University	2.4545	1	19,609
7430461	43000	Rogers State College	2.4545	1	1,935,864
7430505	43000	Northwestern Oklahoma State University	2.4545	1	311,744
7430530	60000	Panhandle State University	2.4545	1	5,613
7430665	43000	Southwestern Oklahoma State University	2.4545	1	2,615,505
7430760	43000	University of Oklahoma	2.4545	1	37,484,539
7430770	43000	OUIHSC	2.4545	1	90,610,247
7430773	43000	Oklahoma State University	2.4545	1	3,154,680
7434105	43400	OCIA	2.4545	1	489
7436000	43600	OSF - Oil Overcharge	2.4545	1	2,763

Interest rate is net of 1.25 bp management fee



Office of the State Treasurer  
 Assets Under Management  
 June 30, 2023

Account	Class Funding	Agency	Interest Rate	Days to Maturity	Market Value
7436105	43600	OCIA	2.4545	1	1,842
7437105	43700	OCIA	2.4545	1	1,065,180
7438105	43800	OCIA	2.4545	1	2,713
7439105	43900	OCIA Series 2020A Rev Fund	2.4545	1	11,415
7442105	44200	OCIA	2.4545	1	8,569
7443105	44300	OCIA	2.4545	1	3,767
7444105	44400	OCIA 2017C Series	2.4545	1	399
7444835	44400	Water Resources Board	2.4545	1	10,798,474
7445105	44500	OCIA - 2017B Capitol Repair 2 Revenue	2.4545	1	5,706
7445835	44500	Water Resources Board	2.4545	1	5,876,455
7447105	44700	2017A Revenue Fund	2.4545	1	1,001
7450105	45000	OCIA Series 2020B	2.4545	1	6,523
7452105	45200	OCIA Series 2020D	2.4545	1	372
7453105	45300	OCIA Series 2020D	2.4545	1	2,276,440
7454105	45400	OCIA Series 2020E	2.4545	1	694
7455105	45500	OCIA	2.4545	1	2,571
7455160	45500	Department of Commerce	2.4545	1	151,082
7458105	45800	OCIA Series 2020C	2.4545	1	3,629
7459105	45900	OCIA Endowed Chairs 2021	2.4545	1	6,006
7460100	46000	Cameron University	2.4545	1	13,592
7460105	46000	OCIA (TIFIA/ODOT 2022)	2.4545	1	9,382
7463105	46300	OCIA (Conservation-2022A)	2.4545	1	17,839,048
7464105	46400	OCIA	2.4545	1	145,622
7465105	46500	OCIA (Conservation-2022A)	2.4545	1	869
7466105	46600	OCIA (National Guard Museum 2022B)	2.4545	1	45,469,397
7467105	46700	OCIA (National Guard Museum 2022B)	2.4545	1	245
7468105	46800	OCIA ODVA-2022C	2.4545	1	30,569,104
7469105	46900	OCIA ODVA-2022C	2.4545	1	171
7470010	47000	Oklahoma State University Capital Bond Project	2.4545	1	1,584,049
7471835	47100	Water Resources Board	2.4545	1	941,647
7472835	47200	Water Resources Board	2.4545	1	88,136,611
7473835	47300	Water Resources Board	2.4545	1	105,934,008
7475750	47500	Tulsa Community College	2.4545	1	6,199
7475770	47500	OUHSC	2.4545	1	50,226,812
7476760	47600	University of Oklahoma	2.4545	1	9
7479010	47900	Oklahoma State University Capital Bond Project	2.4545	1	127,896
7485010	48500	OKLAHOMA STATE UNIVERSITY	2.4545	1	36,184
7486010	48600	OKLAHOMA STATE UNIVERSITY	2.4545	1	227,049
7487010	48700	OKLAHOMA STATE UNIVERSITY	2.4545	1	30
7488010	48800	OKLAHOMA STATE UNIVERSITY	2.4545	1	24,206,462
7488105	48800	OCIA	2.4545	1	497
7490010	49000	Oklahoma State University	2.4545	1	49,369
7490013	49000	Oklahoma State University	2.4545	1	22,394

Interest rate is net of 1.25 bp management fee





Office of the State Treasurer  
 Assets Under Management  
 June 30, 2023

Account	Class Funding	Agency	Interest Rate	Days to Maturity	Market Value
7490015	49000	Oklahoma State University	2.4545	1	1,431
7490270	49000	Oklahoma State Election Board	2.4545	1	18
7490760	49000	University of Oklahoma	2.4545	1	999,432
7490773	49000	Oklahoma State University	2.4545	1	57,959
7491220	49100	District Attorneys Council	2.4545	1	270,058
7497835	49700	Water Resources Board	2.4545	1	17,157,269
7512410	8410A	Commissioners of the Land Office	2.4545	1	417,204
7513410	8410A	Commissioners of the Land Office	2.4545	1	655,590
7600010	60000	Oklahoma State University	2.4545	1	5,595,679
7600100	60000	Cameron University	2.4545	1	1,162,588
7600120	60000	University of Central Oklahoma	2.4545	1	4,782,839
7600150	60000	University of Science & Arts	2.4545	1	435,640
7600230	60000	East Central University	2.4545	1	1,030,605
7600420	60000	Langston University	2.4545	1	1,547,112
7600485	60000	Northeastern State University	2.4545	1	2,131,060
7600490	60000	Northern Oklahoma College	2.4545	1	653,243
7600505	60000	Northwestern Oklahoma State University	2.4545	1	2,375,606
7600530	60000	Panhandle State University	2.4545	1	213,756
7600660	60000	Southeastern Oklahoma State University	2.4545	1	195,623
7600665	60000	Southwestern Oklahoma State University	2.4545	1	3,443,574
7600760	60000	University of Oklahoma	2.4545	1	2,177,654
7650010	65000	Oklahoma State University	2.4545	1	3,120,688
7650100	65000	Cameron University	2.4545	1	586,800
7650120	65000	University of Central Oklahoma	2.4545	1	2,438,744
7650150	65000	University of Science & Arts	2.4545	1	350,917
7650230	65000	East Central University	2.4545	1	1,035,991
7650420	65000	Langston University	2.4545	1	961,691
7650485	65000	Northeastern State University	2.4545	1	722,291
7650490	65000	Northern Oklahoma College	2.4545	1	2,077,848
7650505	65000	Northwestern Oklahoma State University	2.4545	1	651,280
7650530	65000	Panhandle State University	2.4545	1	167,296
7650660	65000	Southeastern Oklahoma State University	2.4545	1	217,837
7650665	65000	Southwestern Oklahoma State University	2.4545	1	1,076,306
7650760	65000	University of Oklahoma	2.4545	1	1,237,067
7700040	70000	Department of Agriculture	2.4545	1	11,349,242
7700041	70000	Western Oklahoma State College	2.4545	1	613,743
7700131	79901	Department of Corrections	2.4545	1	28,775,768
7700240	70000	Eastern Oklahoma State College	2.4545	1	1,149,259
7700461	70000	Rogers State College	2.4545	1	10,369,222
7700490	70000	Northern Oklahoma College	2.4545	1	6,494,944
7700606	70000	Ardmore Higher Education Center	2.4545	1	0.01
7700633	70000	Oklahoma City Community College	2.4545	1	8,852,486
7700660	70000	Southeastern Oklahoma State University	2.4545	1	2,488,925

Interest rate is net of 1.25 bp management fee



Office of the State Treasurer  
Assets Under Management  
June 30, 2023

Account	Class Funding	Agency	Interest Rate	Days to Maturity	Market Value
7700760	70000	University of Oklahoma	2.4545	1	125,203,873
7700830	70000	Department of Human Services	2.4545	1	1,366,629
7701010	70100	Oklahoma State University	2.4545	1	26,213,124
7701150	70100	University of Science & Arts	2.4545	1	2,598,765
7701165	70100	Connors State College	2.4545	1	1,396,676
7701400	70100	Office of Juvenile Affairs	2.4545	1	19,995
7701480	70100	Northeasten Oklahoma A&M College	2.4545	1	309,025
7701530	70100	Panhandle State University	2.4545	1	223,965
7701605	70100	Regents for Higher Education	2.4545	1	34,385,402
7701650	70100	Department of Veteran Affairs	2.4545	1	608,951
7701770	70100	OUHSC	2.4545	1	422,295,434
7701805	70100	Department of Rehabilitation Services	2.4545	1	179,196
7701865	70100	OK Workers' Comp Commission	2.4545	1	5,238,707
7702120	70200	University of Central Oklahoma	2.4545	1	17,895,447
7702650	70200	Department of Veteran Affairs	2.4545	1	633,980
7703650	70300	Department of Veteran Affairs	2.4545	1	600,617
7704120	70400	University of Central Oklahoma	2.4545	1	1,582,579
7704650	70400	Department of Veteran Affairs	2.4545	1	945,695
7704865	70400	OK Workers' Comp Commission	2.4545	1	46,736
7705505	70500	Northwestern Oklahoma State University	2.4545	1	2,387,487
7705650	70500	Department of Veteran Affairs	2.4545	1	1,133,586
7705675	70500	Self Insurance Guaranty Fund	2.4545	1	2,308,212
7705865	70500	OK Workers' Comp Commission	2.4545	1	44,187
7706452	70600	Community Mental Health Center Rep Payee Account	2.4545	1	8,682
7706650	70600	Department of Veteran Affairs	2.4545	1	135,095
7706750	70600	Tulsa Community College	2.4545	1	5,015,986
7706865	70600	OK Workers' Comp Commission	2.4545	1	181,493
7707452	70700	Central Oklahoma CMHC Rep Payee Account	2.4545	1	79,144
7707585	70700	Department of Public Safety	2.4545	1	9,175,683
7707605	70700	Regents for Higher Education	2.4545	1	126,809,154
7707650	70700	Department of Veteran Affairs	2.4545	1	391,091
7707865	70700	OK Workers' Comp Commission	2.4545	1	249,903
7708108	70800	Carl Albert State College	2.4545	1	6,820,982
7708605	70800	Regents for Higher Education	2.4545	1	240,637
7709605	70900	Regents for Higher Education	2.4545	1	3,434,913
7710350	71000	Oklahoma Historical Society	2.4545	1	1,334,402
7710452	71000	Oklahoma Department of Mental Health	2.4545	1	1,549,561
7710605	71000	Regents for Higher Education	2.4545	1	4,956,931
7711185	8740G	Corporation Commission	2.4545	1	64,301,815
7711420	71100	Langston University	2.4545	1	436,160
7711452	71100	Griffin Memorial Hospital Rep Payee	2.4545	1	23,243
7711605	71100	Regents for Higher Education	2.4545	1	772,680
7712605	71200	Regents for Higher Education	2.4545	1	128,580

Interest rate is net of 1.25 bp management fee



Office of the State Treasurer  
Assets Under Management  
June 30, 2023

Account	Class Funding	Agency	Interest Rate	Days to Maturity	Market Value
7713605	71300	Regents for Higher Education	2.4545	1	17,296,762
7714605	71400	Regents for Higher Education	2.4545	1	15,840,165
7715605	71500	Regents for Higher Education	2.4545	1	1,680,495
7718605	71800	Regents for Higher Education	2.4545	1	14,916,750
7719605	71900	Regents for Higher Education	2.4545	1	40,709
7723623	72300	Seminole State College	2.4545	1	494,102
7725100	72500	Cameron University	2.4545	1	1,685,827
7730230	73000	East Central University	2.4545	1	4,882,628
7730830	73000	Department of Human Services	2.4545	1	256,010
7740605	74000	Regents for Higher Education	2.4545	1	2,263,830
7741241	74100	Redlands Community College	2.4545	1	2,483,628
7745605	74500	Regents for Higher Education	2.4545	1	122,182
7747470	74700	Murray State College	2.4545	1	5,649,532
7750350	75000	Oklahoma Historical Society	2.4545	1	106,106
7750531	75000	Rose State College	2.4545	1	16,654,401
7751485	75100	Northeastern State University	2.4545	1	17,107,734
7752485	75200	Northeastern State University	2.4545	1	3,037,966
7765665	76500	Southwestern Oklahoma State University	2.4545	1	7,204,792
7790041	79000	Western Oklahoma State College	2.4545	1	15,489
7790470	79000	Murray State College	2.4545	1	1
7790490	79000	Northern Oklahoma College	2.4545	1	1,481
7805370	80500	OIFA	2.4545	1	111
7847740	84700	OSF Building Project Fund	2.4545	1	7,882
7851740	85100	OCIA	2.4545	1	13,609,577
7853740	85300	Oklahoma 2010b GO Sinking Fund	2.4545	1	16,863
7854740	85400	OCIA Endowed Chair Fund 2010	2.4545	1	9,608,731
7862740	86200	OCIA 2013	2.4545	1	1,292,284
7910467	91000	OSF Escrow Fund	2.4545	1	188,515
7920605	92000	Regents for Higher Education	2.4545	1	29,439,424
State Agency, Investable Base					3,207,309,032
State of Oklahoma, Investable Base					12,263,993,251
Assets Under Management					15,471,302,283