



Randy McDaniel
Oklahoma State Treasurer

Treasurer's Investments

March 2022

Treasurer's Mission Statement

The mission of the Office of the State Treasurer is to serve the people of Oklahoma by providing sound banking and investment services, reuniting individuals and businesses with their unclaimed property, and promoting economic opportunities in a fiscally responsible and efficient manner while adhering to the highest professional and ethical standards.



OKLAHOMA STATE TREASURER RANDY McDANIEL

To the People of Oklahoma:

The Office of the State Treasurer is pleased to issue the March monthly investment performance report. I trust you will find it thorough, upholding my commitment to provide disclosure of the economic environment and portfolio results. As always, my staff and I are available to answer any questions.

Market Conditions

There were concerns the bond treasury yield curve would invert during the month, and the spread between the 5-year and 30-year was at 2.46% and 2.45%, respectively. A yield inversion had not occurred since March 2006. The 2-year and the benchmark 10-year treasury both were at 2.34%. A possible economic recession can be indicated if the 2-year yield is higher than the 10-year treasury yield.

The stock market rebounded in March with the S&P, Dow Jones and Nasdaq earning positive returns of 3.58%, 2.32% and 3.41%, respectively. The same indexes reflected losses in the previous month. On a year-to-date basis the S&P was down 4.95%, Dow at -4.57% and the Nasdaq came in at -9.11%.

At the March 16 Federal Open Market Committee (FOMC) the benchmark federal-funds rate was increased by a quarter percentage point to a range between 0.25% and 0.50%, reflecting the first interest rate increase since 2018. The vote was not unanimous with James Bullard, the St. Louis Fed President, dissenting in favor of a larger half-percentage point increase. "Officials signaled they expect to lift the rate to nearly 2% by the end of this year—slightly higher than the level that prevailed before the pandemic hit the U.S. economy two years ago, when they slashed rates to near zero. Their median projections show the rate rising to around 2.75% by the end of 2023, which would be the highest since 2008," as reported by the Wall Street Journal.

Economic Developments

The economy added 678,000 jobs in February and the unemployment rate declined from 4.0% to 3.8%. According to Bloomberg News, "The labor force participating rate—the share of the population that is working or looking for work—ticked up to 62.3%, and the rate for workers ages 25-54 rose to the highest since March 2020. While improved, a combination of factors like childcare challenges, Covid-19 concerns and early retirements have whittled down America's workforce. Before the pandemic, the overall rate was over a percentage point higher."

The Labor Department's Bureau of Labor Statistics said the consumer price index (CPI) gained 7.9% on an annualized basis, reflecting a 40-year high. On a month-over-month basis the CPI increased 0.8% in February. CNBC said gas, groceries and shelter were the biggest contributors to the gain in CPI, but auto prices eased during the month. Core inflation, which excludes food and energy, rose by 6.4% which was the highest since 1982. The producer price index (PPI) increased to a seasonally adjusted 0.8%, lower than the previous month's 1.2% gain. The annualized PPI was up 10%, the highest since records began in 2010, and core PPI rose 0.2% for the month. According to the Wall Street Journal, "Higher energy and commodity prices have contributed to supplier-price increases. The energy component of the producer-price index leapt 8.2% in February from the prior month, compared with a median increase of 0.2% in the decade before the pandemic."

Retail sales for February slightly increased coming in at 0.3% and January sales data was upwardly revised to 4.9% from the previously reported 3.8%. January's sales surge was the largest gain in 10 months. The increase in prices for gas and food had a detrimental effect on consumers and was reflected in the decline in purchases of furniture, electronics, and appliances. According to Reuters, retail sales increased 17.6% from a year ago and

“excluding automobiles, gasoline, building materials and food services, retail sales fell 1.2% in February. Data for January was revised substantially up to show the so-called core retail sales rebounding 6.7% instead of 4.8%.”

The supply of existing homes for sale continued to be a problem with inventory at 870,000 as of the end of February, with the unsold homes equal to 1.7 months of supply. The National Association of Realtors reported that existing-home sales dropped to a seasonally adjusted annual rate of 6.02 million in comparison to 6.5 million in the previous month. Year-over-year sales declined 2.4% and the median home price jumped 15% from a year ago to \$357,300. Rising mortgage rates and continued home price increases are attributed to diminished housing affordability. The Wall Street Journal said “Rising borrowing costs pose another challenge for would-be homeowners already facing soaring home prices. An average rate around 4%, while still historically low, is sharply higher than the sub-3% rates that were available for much of last year. And the last time the 30-year mortgage rate topped 4%; the median home price was \$277,000- 26% lower than it is today.”

The real gross domestic product (GDP) grew at an annualized 6.9% in the fourth quarter of 2021. This was in comparison to a previous GDP estimate of 7%. The Bureau of Economic Analysis reported the slight decrease primarily reflected “downward revisions to personal consumption expenditures and exports that were partly offset by an upward revision to private inventory investment.”

Portfolio Commentary: Performance, Diversification, and Strategy

The State Treasurer’s portfolio yielded 1.05% in March with a weighted average maturity of 1,016 days. The total assets under management were \$11.4 billion, in comparison to \$9.3 billion a year ago. The portfolio’s diversification strategy continues to be sound. U.S. government sponsored enterprises accounted for approximately 33% of the portfolio and mortgage-backed securities were 30%. U.S. treasuries represented 31% of assets, money market mutual funds were 4% and certificates of deposit were 1%. State bond issues, foreign bonds and municipals totaled 1% and comprised the balance of funds invested. In keeping with the state’s statutory investment objectives, the portfolio strategy continues to seek safety, liquidity and return on investment, in that order. Laddered bond maturities and a buy-and-hold strategy were utilized. Market observation for investment opportunities were considered to maximize income within investment parameters and consideration of current low interest rates.

Collateralization

All funds under the control of this office requiring collateralization were secured at rates ranging from 100% to 110%, depending on the type of investment.

Payments, Fees, and Commissions

Securities were purchased or sold utilizing competitive bidding. Bank fees and money market mutual fund operating expenses are detailed in the attached pages, as is the earnings split between the State Treasurer and the master custodian bank on securities lending income.

Total Funds Invested

Funds available for investment, at market value, include the State Treasurer’s investments at \$8,441,799,825 and State Agency balances in OK Invest at \$3,030,348,762 for a total of \$11,472,148,587.

Best regards,



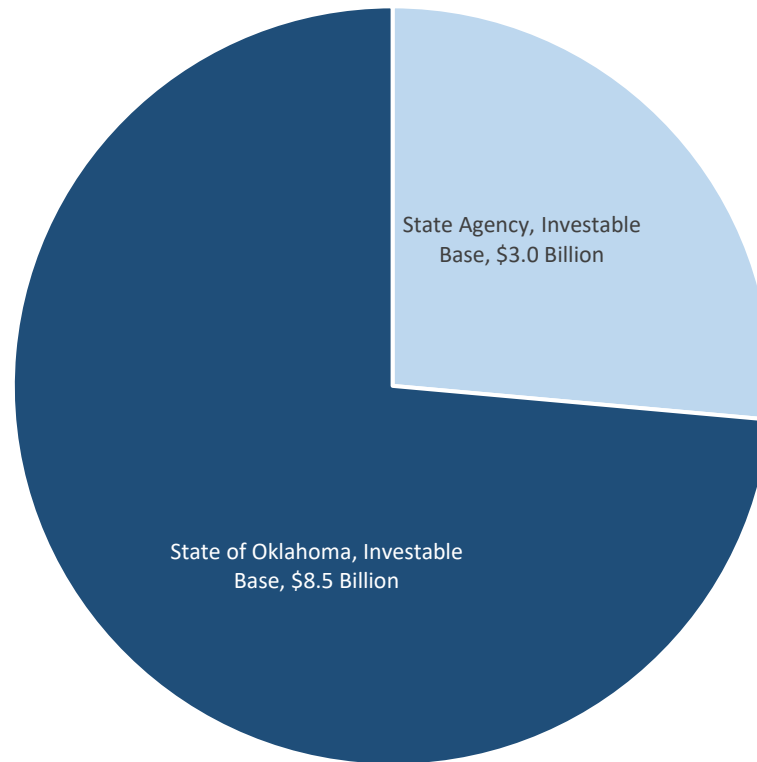
RANDY McDANIEL
STATE TREASURER

cc: The Honorable Kevin Stitt, Governor
The Honorable Greg Treat, President Pro Tempore
The Honorable Charles McCall, Speaker of the House
The Honorable John O’Connor, Attorney General
The Honorable Cindy Byrd, State Auditor and Inspector



Office of the State Treasurer
Distribution of Assets Under Management
March 31, 2022

\$11.5 Billion





Office of the State Treasurer
Portfolio Composition
March 31, 2022

Asset Category	Face Amount/ Shares	Market Value	Book Value	% of Portfolio	YTM @ Cost	Weighted Average Maturity
Certificate of Deposit	47,619,000	47,619,000	47,619,000	0.4	0.49%	65
Foreign Bonds	50,000,000	49,816,962	50,000,000	0.4	1.76%	313
Money Market - Mutual Funds	478,699,731	478,699,731	478,699,731	4.1	0.15%	1
Municipal Bonds	11,000,000	11,006,652	11,000,000	0.1	1.70%	380
State Bond Issues	30,000,000	30,000,000	30,000,000	0.3	1.65%	1,646
US Agency - MBS	3,507,224,385	3,451,758,310	3,571,590,211	30.3	1.85%	2,044
US Agency Bonds	3,871,425,000	3,803,310,451	3,900,221,074	33.1	0.37%	536
US Treasury Bonds / Notes	3,700,000,000	3,599,937,481	3,682,212,370	31.3	1.10%	679
Total / Average	11,695,968,116	11,472,148,587	11,771,342,386	100.0	1.05%	1,016

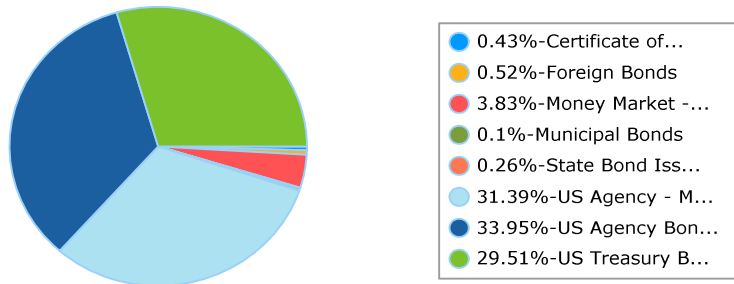


Office of the State Treasurer
 Distribution by Asset Category - Market Value
 Report Group: Monthly Investment Report

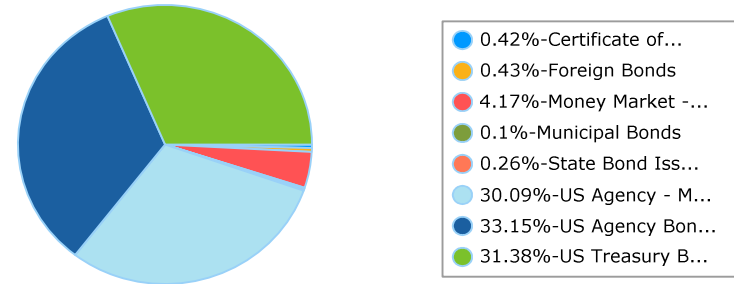
Begin Date: 2/28/2022, End Date: 3/31/2022

Asset Category	Market Value 2/28/2022	% of Portfolio 2/28/2022	Market Value 3/31/2022	% of Portfolio 3/31/2022
Certificate of Deposit	49,717,000	0.4	47,619,000	0.4
Foreign Bonds	59,821,761	0.6	49,816,962	0.4
Money Market - Mutual Funds	439,528,382	3.8	478,699,731	4.2
Municipal Bonds	11,030,341	0.1	11,006,652	0.1
State Bond Issues	30,000,000	0.3	30,000,000	0.3
US Agency - MBS	3,599,994,710	31.4	3,451,758,310	30.1
US Agency Bonds	3,893,453,014	33.9	3,803,310,451	33.1
US Treasury Bonds / Notes	3,384,716,459	29.5	3,599,937,481	31.4
Total / Average	11,468,261,667	100.0	11,472,148,587	100.0

Portfolio Holdings as of 2/28/2022



Portfolio Holdings as of 3/31/2022

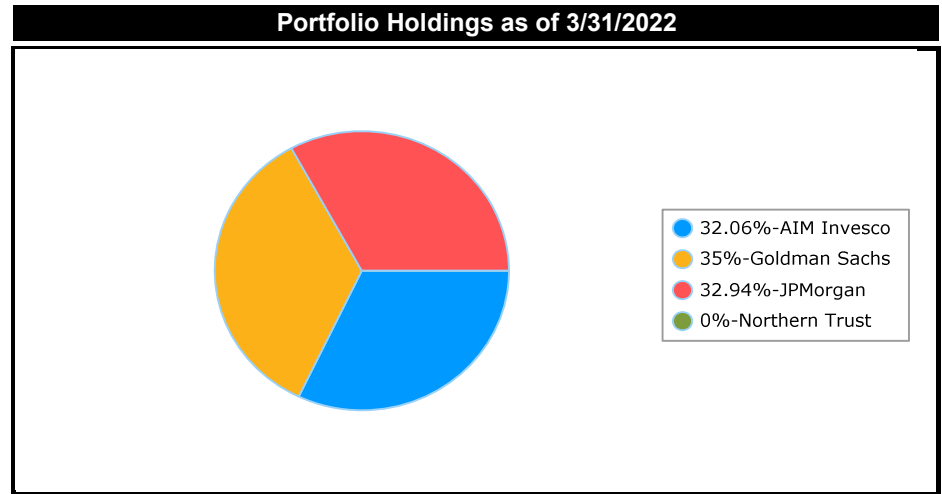
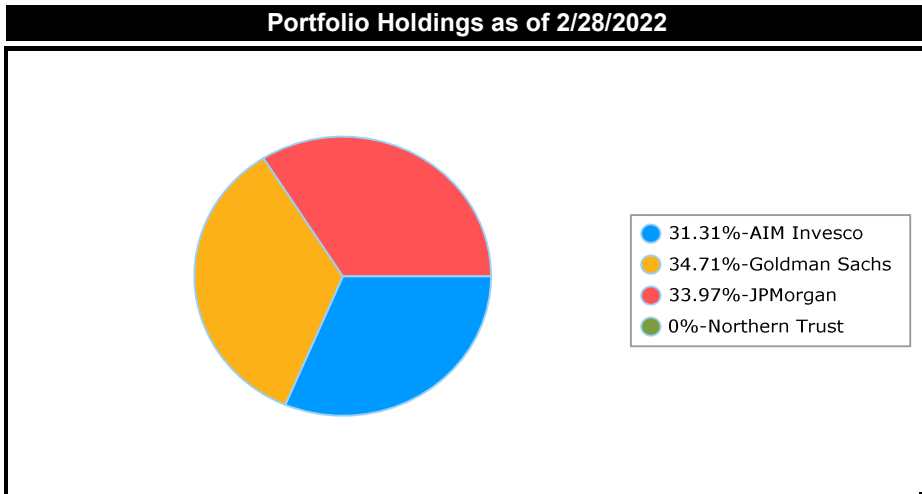




Office of the State Treasurer
 Distribution by Issuer - Market Value
 Report Group: Money Market*

Begin Date: 2/28/2022, End Date: 3/31/2022

Issuer Allocation				
Issuer	Market Value 2/28/2022	% of Portfolio 2/28/2022	Market Value 3/31/2022	% of Portfolio 3/31/2022
AIM Invesco	137,628,934	31.3	153,465,237	32.1
Goldman Sachs	152,580,049	34.7	167,528,654	35.0
JPMorgan	149,315,972	34.0	157,702,284	32.9
Northern Trust	3,427	0.0	3,556	0.0
Total / Average	439,528,382	100.0	478,699,731	100.0

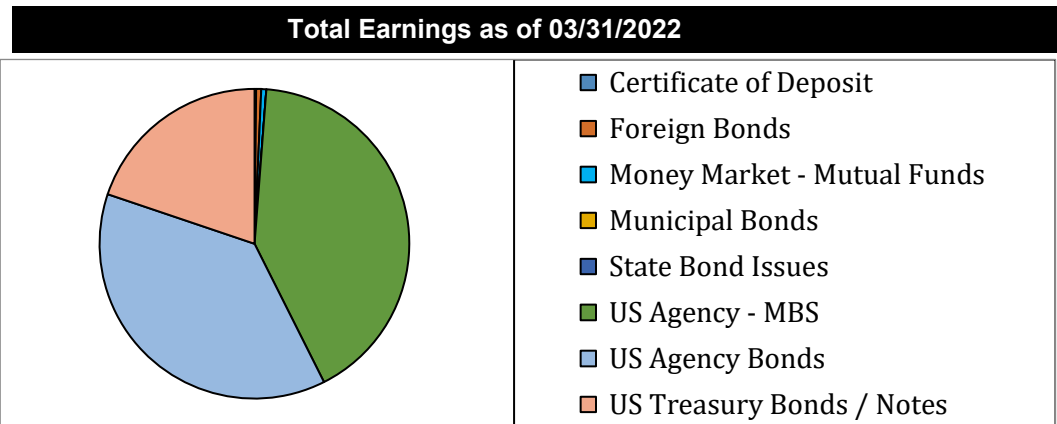


*Money market balances exclude funds from the Coronavirus Aid, Relief and Economic Security (CARES) Act and the American Rescue Plan Act (ARPA).



Office of the State Treasurer
 Earnings by Asset Category
 March 31, 2022

Asset Category	YTM @ Cost	Interest Earned Net of Amortization/ Accretion	Realized Gain/Loss	Total Earnings
Certificate of Deposit	0.49%	21,041	-	21,041
Foreign Bonds	1.76%	59,178	-	59,178
Money Market - Mutual Funds	0.15%	63,992	-	63,992
Municipal Bonds	1.70%	-	-	-
State Bond Issues	1.65%	-	-	-
US Agency - MBS	1.85%	4,846,754	-	4,846,754
US Agency Bonds	0.37%	4,403,048	-	4,403,048
US Treasury Bonds / Notes	1.10%	2,322,694	-	2,322,694
Link Deposit (not active)		-	-	-
Total or Average	1.05%	11,716,707	-	11,716,707





Office of the State Treasurer
Investment Activity
March 31, 2022

Description	CUSIP	Broker/ Dealer	Trade Date	Settlement Date	YTM @ Cost	Par	Principal	Price	Interest	Total
Buy										
T-Note 0.25 10/31/2025	91282CAT8	Bank of America - Merrill Lynch	3/21/2022	3/22/2022	2.291	25,000,000	23,242,188	92.969	24,517	23,266,704
T-Note 0.25 5/31/2025	912828ZT0	Bank of Oklahoma	3/3/2022	3/4/2022	1.726	25,000,000	23,841,250	95.365	16,140	23,857,390
T-Note 0.25 6/30/2025	912828ZW3	Hilltop	3/3/2022	3/4/2022	1.729	25,000,000	23,809,570	95.238	10,877	23,820,447
T-Note 0.25 7/31/2025	91282CAB7	Hilltop	3/28/2022	3/29/2022	2.568	25,000,000	23,155,273	92.621	9,841	23,165,115
T-Note 0.25 7/31/2025	91282CAB7	RBC	3/21/2022	3/22/2022	2.274	25,000,000	23,371,094	93.484	8,633	23,379,726
T-Note 0.25 7/31/2025	91282CAB7	Hilltop	3/18/2022	3/21/2022	2.168	25,000,000	23,452,148	93.809	8,460	23,460,608
T-Note 0.25 9/30/2025	91282CAM3	Bank of America - Merrill Lynch	3/28/2022	3/29/2022	2.589	25,000,000	23,052,734	92.211	30,907	23,083,641
T-Note 0.25 9/30/2025	91282CAM3	Bank of America - Merrill Lynch	3/21/2022	3/22/2022	2.276	25,000,000	23,293,945	93.176	29,705	23,323,650
T-Note 2 8/15/2025	912828K74	UMB Bank	3/28/2022	3/29/2022	2.577	25,000,000	24,535,500	98.142	58,011	24,593,511
T-Note 2 8/15/2025	912828K74	TD Securities	3/21/2022	3/22/2022	2.273	25,000,000	24,777,344	99.109	48,343	24,825,686
T-Note 2.125 2/29/2024	912828W48	Hilltop	3/30/2022	3/31/2022	2.324	25,000,000	24,907,227	99.629	44,752	24,951,979
T-Note 2.125 3/31/2024	912828W71	Bank of Oklahoma	3/30/2022	3/31/2022	2.341	25,000,000	24,895,000	99.580	0	24,895,000
T-Note 2.125 5/15/2025	912828XB1	Hilltop	3/18/2022	3/21/2022	2.161	25,000,000	24,972,656	99.891	184,910	25,157,566
T-Note 2.25 4/30/2024	9128286R6	UMB Bank	3/30/2022	3/31/2022	2.392	25,000,000	24,928,000	99.712	234,634	25,162,634
T-Note 2.75 6/30/2025	912828XZ8	Wells Fargo	3/18/2022	3/21/2022	2.169	25,000,000	25,457,031	101.828	151,934	25,608,965
						375,000,000	361,690,961		861,662	362,552,623
Sell										
						0	0		0	0
Matured										
FHLB 2.25 3/11/2022	313378CR0	Hilltop	3/11/2022	3/11/2022	0.000	25,000,000	25,000,000	0	0	25,000,000
FHLB 2.5 3/11/2022	313378WG2	Wells Fargo	3/11/2022	3/11/2022	0.000	25,000,000	25,000,000	0	0	25,000,000
Israel State 1.8 3/1/2022	46513JAD3	State of Israel	3/1/2022	3/1/2022	0.000	10,000,000	10,000,000	0	0	10,000,000
T-Note 1.75 3/31/2022	912828J76	Morgan Stanley	3/31/2022	3/31/2022	0.000	25,000,000	25,000,000	0	0	25,000,000
T-Note 1.75 3/31/2022	912828J76	Hilltop	3/31/2022	3/31/2022	0.000	25,000,000	25,000,000	0	0	25,000,000
T-Note 2.375 3/15/2022	9128286H8	Morgan Stanley	3/15/2022	3/15/2022	0.000	25,000,000	25,000,000	0	0	25,000,000
T-Note 2.375 3/15/2022	9128286H8	UMB Bank	3/15/2022	3/15/2022	0.000	25,000,000	25,000,000	0	0	25,000,000
						160,000,000	160,000,000		0	160,000,000
Net Change in Investments						215,000,000	201,690,961		861,662	202,552,623



Office of the State Treasurer
Transactions by Security Type

March 31, 2022

Description	CUSIP	Action	Settlement Date	Maturity Date	YTM @ Cost	Par	Principal	Price	Interest	Total
US Agency Bonds										
						0	0		0	0
US Agency - Mortgage Backed Securities										
						0	0		0	0
US Treasury Bonds and Notes										
T-Note 0.25 10/31/2025	91282CAT8	Buy	3/22/2022	10/31/2025	2.291	25,000,000	23,242,188	92.969	24,517	23,266,704
T-Note 0.25 5/31/2025	912828ZT0	Buy	3/4/2022	5/31/2025	1.726	25,000,000	23,841,250	95.365	16,140	23,857,390
T-Note 0.25 6/30/2025	912828ZW3	Buy	3/4/2022	6/30/2025	1.729	25,000,000	23,809,570	95.238	10,877	23,820,447
T-Note 0.25 7/31/2025	91282CAB7	Buy	3/29/2022	7/31/2025	2.568	25,000,000	23,155,273	92.621	9,841	23,165,115
T-Note 0.25 7/31/2025	91282CAB7	Buy	3/22/2022	7/31/2025	2.274	25,000,000	23,371,094	93.484	8,633	23,379,726
T-Note 0.25 7/31/2025	91282CAB7	Buy	3/21/2022	7/31/2025	2.168	25,000,000	23,452,148	93.809	8,460	23,460,608
T-Note 0.25 9/30/2025	91282CAM3	Buy	3/29/2022	9/30/2025	2.589	25,000,000	23,052,734	92.211	30,907	23,083,641
T-Note 0.25 9/30/2025	91282CAM3	Buy	3/22/2022	9/30/2025	2.276	25,000,000	23,293,945	93.176	29,705	23,323,650
T-Note 2 8/15/2025	912828K74	Buy	3/29/2022	8/15/2025	2.577	25,000,000	24,535,500	98.142	58,011	24,593,511
T-Note 2 8/15/2025	912828K74	Buy	3/22/2022	8/15/2025	2.273	25,000,000	24,777,344	99.109	48,343	24,825,686
T-Note 2.125 2/29/2024	912828W48	Buy	3/31/2022	2/29/2024	2.324	25,000,000	24,907,227	99.629	44,752	24,951,979
T-Note 2.125 3/31/2024	912828W71	Buy	3/31/2022	3/31/2024	2.341	25,000,000	24,895,000	99.580	0	24,895,000
T-Note 2.125 5/15/2025	912828XB1	Buy	3/21/2022	5/15/2025	2.161	25,000,000	24,972,656	99.891	184,910	25,157,566
T-Note 2.25 4/30/2024	912828R6	Buy	3/31/2022	4/30/2024	2.392	25,000,000	24,928,000	99.712	234,634	25,162,634
T-Note 2.75 6/30/2025	912828XZ8	Buy	3/21/2022	6/30/2025	2.169	25,000,000	25,457,031	101.828	151,934	25,608,965
						375,000,000	361,690,961		861,662	362,552,623
Certificates of Deposits							22,615,000			
Total							384,305,961			



Office of the State Treasurer
Transactions by Broker
March 31, 2022

Description	CUSIP	Action	Asset Category	Settlement Date	Maturity Date	YTM @ Cost	Par	Principal	Price	Interest	Total
Bank of America - Merrill Lynch											
T-Note 0.25 10/31/2025	91282CAT8	Buy	US Treasury Bonds / Notes	3/22/2022	10/31/2025	2.291	25,000,000	23,242,188	92.969	24,517	23,266,704.07
T-Note 0.25 9/30/2025	91282CAM3	Buy	US Treasury Bonds / Notes	3/29/2022	9/30/2025	2.589	25,000,000	23,052,734	92.211	30,907	23,083,640.97
T-Note 0.25 9/30/2025	91282CAM3	Buy	US Treasury Bonds / Notes	3/22/2022	9/30/2025	2.276	25,000,000	23,293,945	93.176	29,705	23,323,649.98
							75,000,000	69,588,867		85,128	69,673,995.02
Bank of Oklahoma											
T-Note 0.25 5/31/2025	91282ZT0	Buy	US Treasury Bonds / Notes	3/4/2022	5/31/2025	1.726	25,000,000	23,841,250	95.365	16,140	23,857,390.09
T-Note 2.125 3/31/2024	91282W71	Buy	US Treasury Bonds / Notes	3/31/2022	3/31/2024	2.341	25,000,000	24,895,000	99.580	0	24,895,000.00
							50,000,000	48,736,250		16,140	48,752,390.09
TD Securities											
T-Note 2 8/15/2025	912828K74	Buy	US Treasury Bonds / Notes	3/22/2022	8/15/2025	2.273	25,000,000	24,777,344	99.109	48,343	24,825,686.29
							25,000,000	24,777,344		48,343	24,825,686.29
Hilltop											
T-Note 0.25 6/30/2025	91282ZW3	Buy	US Treasury Bonds / Notes	3/4/2022	6/30/2025	1.729	25,000,000	23,809,570	95.238	10,877	23,820,447.38
T-Note 0.25 7/31/2025	91282CAB7	Buy	US Treasury Bonds / Notes	3/29/2022	7/31/2025	2.568	25,000,000	23,155,273	92.621	9,841	23,165,114.60
T-Note 0.25 7/31/2025	91282CAB7	Buy	US Treasury Bonds / Notes	3/21/2022	7/31/2025	2.168	25,000,000	23,452,148	93.809	8,460	23,460,608.38
T-Note 2.125 2/29/2024	91282W48	Buy	US Treasury Bonds / Notes	3/31/2022	2/29/2024	2.324	25,000,000	24,907,227	99.629	44,752	24,951,978.60
T-Note 2.125 5/15/2025	91282XB1	Buy	US Treasury Bonds / Notes	3/21/2022	5/15/2025	2.161	25,000,000	24,972,656	99.891	184,910	25,157,566.47
							125,000,000	120,296,875		258,840	120,555,715.43
RBC											
T-Note 0.25 7/31/2025	91282CAB7	Buy	US Treasury Bonds / Notes	3/22/2022	7/31/2025	2.274	25,000,000	23,371,094	93.484	8,633	23,379,726.35
							25,000,000	23,371,094		8,633	23,379,726.35
UMB Bank											
T-Note 2 8/15/2025	912828K74	Buy	US Treasury Bonds / Notes	3/29/2022	8/15/2025	2.577	25,000,000	24,535,500	98.142	58,011	24,593,511.05
T-Note 2.25 4/30/2024	9128286R6	Buy	US Treasury Bonds / Notes	3/31/2022	4/30/2024	2.392	25,000,000	24,928,000	99.712	234,634	25,162,633.98
							50,000,000	49,463,500		292,645	49,756,145.03
Wells Fargo											
T-Note 2.75 6/30/2025	912828X28	Buy	US Treasury Bonds / Notes	3/21/2022	6/30/2025	2.169	25,000,000	25,457,031	101.828	151,934	25,608,964.95
							25,000,000	25,457,031		151,934	25,608,964.95
Total Securities							375,000,000	361,690,961		861,662	362,552,623.16



Office of the State Treasurer
 Comparison of Actual Earnings to Estimated Earnings
 March 31, 2022

Fiscal Year to Date								
Asset Category	Revenues Actual	Revenues Estimate	Variance	Percent	Investable Base - Actual	Investable Base - Est.	Variance	Percent
Certificates of Deposit	95,549	150,000	-54,451	-36.30%	35,007,536	40,000,000	(4,992,464)	-12.48%
Foreign Bonds	686,290	1,050,000	-363,710	-34.64%	36,623,388	44,000,000	(7,376,612)	-16.77%
Money Market Mutual Funds	115,421	150,000	-34,579	-23.05%	351,920,416	371,500,000	(19,579,584)	-5.27%
Municipal Bonds	186,450	318,750	-132,300	-41.51%	8,091,639	8,000,000	91,639	1.15%
State of OK Bonds	247,500	337,500	-90,000	-26.67%	30,000,000	30,000,000	0	0.00%
US Agency - MBS	26,263,930	24,993,749	1,270,181	5.08%	2,537,591,187	2,595,000,000	(57,408,813)	-2.21%
US Agency Bonds	9,599,334	7,875,000	1,724,334	21.90%	2,796,037,908	2,965,000,000	(168,962,092)	-5.70%
US Treasury Bonds / Notes	17,761,291	17,625,000	136,291	0.77%	2,646,527,751	2,595,000,000	51,527,751	1.99%
Total or Average	54,955,765	52,499,999	2,455,766	4.68%	8,441,799,825	8,648,500,000	(206,700,175)	-2.39%

In February 2022, the Treasurer estimated earnings to the Board of Equalization for Fiscal Year 2022. The amount estimated was \$70,000,000. Year-to-date actual earnings are recorded on a cash basis of accounting.



Office of the State Treasurer
Comparison of Actual Earnings to Estimated Earnings
March 31, 2022

The following page presents market rates of return on the Securities portion of the General Account and the State's aggregated State Agency Accounts. These figures, which are dollar-weighted and time-weighted where appropriate, are calculated using the percentage change in market value (inclusive of accrued income) from the end of the prior month to the end of the reporting month.

To ensure the integrity of data, this information is provided by the Treasurer's custodian bank acting in its capacity as an external third party. As such, performance measurement is presently confined to those investments which are held with the custodian bank Northern Trust Company.

Benchmark data is also provided on the following page.



Office of the State Treasurer
Performance Comparison
March 31, 2022

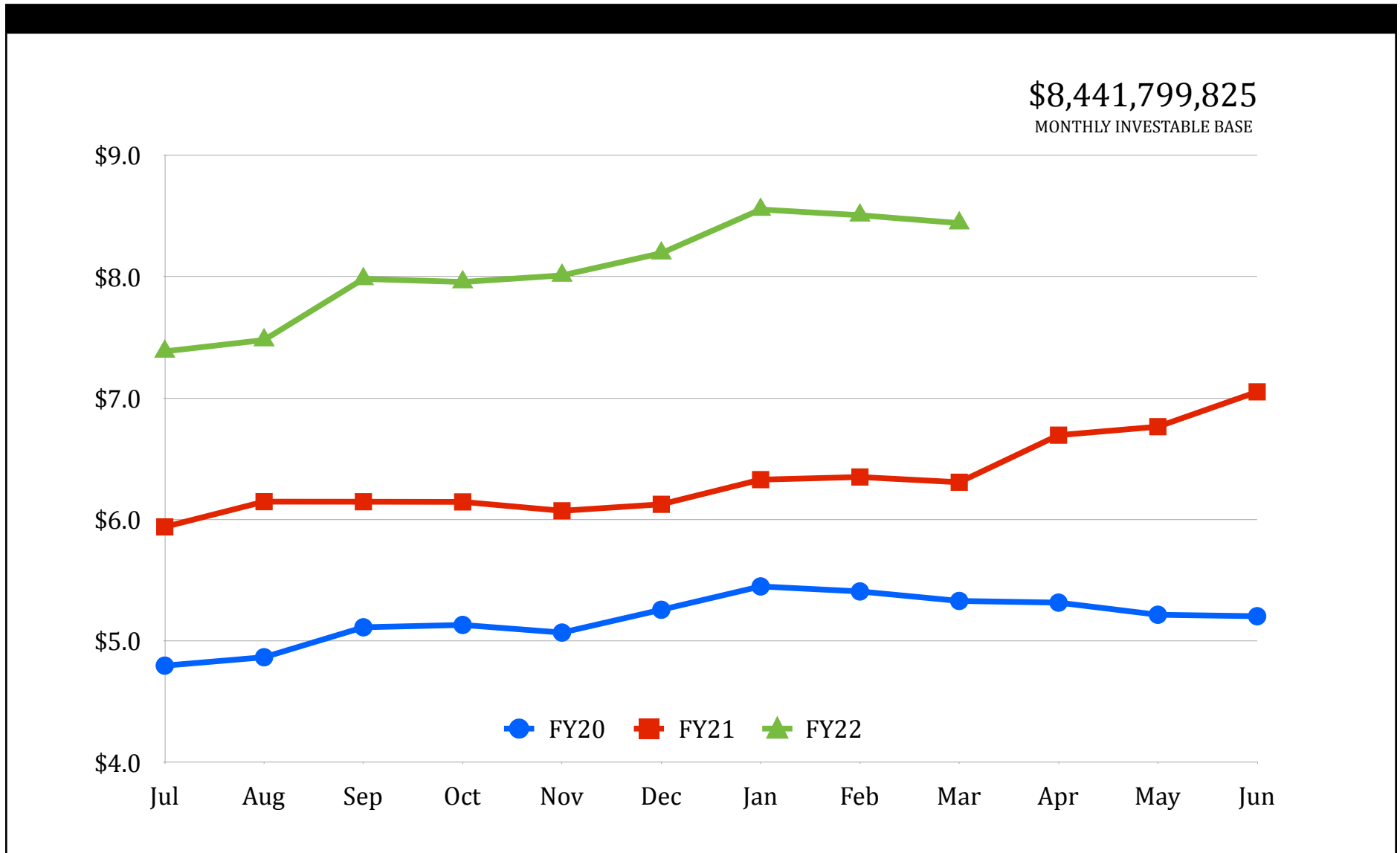
	Current Month	Fiscal Year-to-Date
Securities, General Revenue Account	-1.38%	-2.89%
Securities, Agency Directed Langston University	2.72%	4.76%
Benchmark Merrill Lynch, US 1 Year T-Bill	-0.30%	-0.69%

Analysis by Northern Trust Company

Represents dollar-weighted and time-weighted rates of return



Office of the State Treasurer
General Revenue Fund, Investable Base (Billions)
March 31, 2022





Office of the State Treasurer
Banking, Custody, and other Fees
March 31, 2022

Depository Bank	Tax ID Number	City	State	Amount
BancFirst	73-1332918	OKC	Oklahoma	8,723
Bank of America	57-0236115	OKC	Oklahoma	966
Central National Bank	73-0177591	Alva	Oklahoma	87
Central National Bank	73-0783952	Enid	Oklahoma	47
Federal Reserve Bank	44-0545874	Kansas City	Kansas	1,091
First Bank & Trust	73-0541333	Broken Bow	Oklahoma	78
First Fidelity Bank, NA	73-1100200	OKC-Moore	Oklahoma	132
Intrust Bank	48-0477525	Wichita	Kansas	102
JP Morgan/Chase, Okla., NA	73-0777610	OKC	Oklahoma	36,401
The Bank N.A.	73-0344910	McAlester	Oklahoma	10
Total				47,638

Money Market Mutual Funds

The State Treasurer participates in the following money market mutual funds. The funds managers are compensated for certain operating expenses by deducting a fee from the gross interest earnings.

Fund Manager	Tax ID	Annualized fee	Amount
Invesco	76-0574220	0.180%	25,533
JPMorgan Securities	23-2694160	0.180%	25,170
Goldman Sachs	06-1287410	0.110%	15,668
BOSC Inc	73-1275307	0.070%	9,971

Note: Pursuant to Oklahoma State Statute Title 62, Section 89.7, all known fees are to be reported. The money market mutual fund fees reported are shown at the contracted rate.

Securities Lending Program

The State Treasurer participates in a securities lending program with Northern Trust Company acting as lending agent. Northern Trust retains 20% of the revenues generated as compensation for services, their share for the month was \$ 7,266. Pursuant to Oklahoma State Statute Title 62 Section 90, the State Treasurer retains the first \$450,000 of security lending revenue in a revolving fund. These funds are used to pay custody and other banking fees. Any revenue not needed for this purpose is deposited to the General Fund.

Northern Trust Custody Fees

Pursuant to custodial contract with Northern Trust Company, custody fees are paid quarterly. Fees paid to Northern Trust Company for the first three quarters total to 33,750.



Randy McDaniel
Oklahoma State Treasurer

Agency-Directed Investments

March 2022

Treasurer's Mission Statement

The mission of the Office of the State Treasurer is to serve the people of Oklahoma by providing sound banking and investment services, reuniting individuals and businesses with their unclaimed property, and promoting economic opportunities in a fiscally responsible and efficient manner while adhering to the highest professional and ethical standards.



Office of the State Treasurer
 Agency Directed Investments
 March 31, 2022

Issuer	Face Amount/Shares	Market Value	Book Value	% of Portfolio
2020 CARES Act Funding				
AIM Invesco	16,776,885	16,776,885	16,776,885	0.54
JPMorgan	10,122,621	10,122,621	10,122,621	0.33
Goldman Sachs	3,417,261	3,417,261	3,417,261	0.11
Total, 2020 CARES Act Funding	30,316,767	30,316,767	30,316,767	0.98
ARPA Funding				
JPMorgan MM	431,366,519	431,366,519	431,366,519	0.47
US Agency Bonds	150,000,000	146,398,399	149,857,127	0.16
US Treasury	350,000,000	340,452,149	350,424,034	0.37
Total, ARPA Funding	931,366,519	918,217,067	931,647,680	1.00
Langston - Agency Directed				
Fundamental Investors Inc A	16,499	1,177,849	371,159	0.33
Investment Co of America A	16,849	829,119	371,249	0.33
Washington Mutual Fund A	17,405	1,028,434	371,270	0.34
Northern Trust - Agency Fund	1,565	1,565	1,565	0.00
Total / Average	52,318	3,036,967	1,115,243	1.00
Report Total	961,735,604	951,570,801	963,079,690	



Office of the State Treasurer
State Agency Directed by Broker
March 31, 2022

Broker	Tax ID	Purchases at Cost	Sales at Cost
No activity			



Office of the State Treasurer
State Agency Directed by Security Type
March 31, 2022

Broker	Tax ID	Purchases at Cost	Sales at Cost
No activity			



Office of the State Treasurer
 Assets Under Management
 March 31, 2022

Account	Class Funding	Agency	Interest Rate	Days to Maturity	Market Value
2109002	8090B	OMES- Risk Mgmt Revolving Fund ASA	1.0105	1	84,679,182
2118506	8185F	Corporation Commission	1.0105	1	21,625,468
2137001	8370A	OIFA	1.0105	1	33,699,133
2138503	8385C	Oklahoma Insurance Department	1.0105	1	4,817,023
2139101	8391A	Multiple Injury Trust Fund	1.0105	1	7,869,961
2141001	8410A	Commissioners of the Land Office	1.0105	1	84,958,443
2142001	8420A	Langston University	1.0105	1	23,463,187
2143500	79901	Oklahoma Lottery Commission	1.0105	1	13,489,012
2143501	8435A	Oklahoma Lottery Commission	1.0105	1	4,111,134
2147704	8477D	Oklahoma Bureau of Narcotics	1.0105	1	6,217,512
2151500	79901	OPERS	1.0105	1	1,034,544
2151501	8515A	OPERS	1.0105	1	458,317
2151502	8515B	OPERS	1.0105	1	46,689
2151503	8515C	OPERS	1.0105	1	90,407
2151504	8515D	OPERS	1.0105	1	2,569,178
2151505	8515E	OPERS	1.0105	1	38,083
2151506	8515F	OPERS	1.0105	1	21,774
2151507	8515G	OPERS	1.0105	1	73,273
2151508	8515H	OPERS	1.0105	1	24,570
2151510	79902	OPERS	1.0105	1	741
2153001	8530A	Panhandle State University	1.0105	1	4,242,172
2155701	8557A	OK Police Pension	1.0105	1	29,312,614
2169502	8695B	Tax Commission	1.0105	1	448,080,793
2169505	8695E	Tax Commission	1.0105	1	128,840
2169520	8695T	Tax Commission	1.0105	1	410,016
2169521	8695U	Tax Commission	1.0105	1	73,202,724
2174007	8740G	State Treasurer	1.0105	1	527,503
2183006	8830F	DHS - CSED	1.0105	1	27,146,085
7200039	20000	Oklahoma Boll Weevil Eradication	1.0105	1	3,830,006
7200131	79901	Department of Corrections	1.0105	1	19,888,417
7200320	20000	Department of Wildlife	1.0105	1	3,825,831
7200359	20000	OERB	1.0105	1	19,576,104
7200370	20000	OIFA	1.0105	1	677,958
7200391	20000	Multiple Injury Trust Fund	1.0105	1	140,849
7200410	20000	Commissioners of the Land Office	1.0105	1	1,711,865
7200435	20000	Oklahoma Lottery Commission	1.0105	1	15,673,170
7200515	20000	OPERS	1.0105	1	45,299
7200557	20000	Oklahoma Police Pension	1.0105	1	21,229
7200588	20000	Real Estate Commission	1.0105	1	2,209,473
7200830	20000	Department of Human Services	1.0105	1	588,176
7201825	20100	University Hospitals Authority	1.0105	1	3,999,005
7205090	20500	OMES Risk Management Division/DSC	1.0105	1	46,637,978

Interest rate is net of 1.25 bp management fee



Office of the State Treasurer
 Assets Under Management
 March 31, 2022

Account	Class Funding	Agency	Interest Rate	Days to Maturity	Market Value
7205131	79901	Department of Corrections	1.0105	1	749,502
7205204	20500	JM Davis Arms & Historical Museum	1.0105	1	10,088
7205320	20500	Department of Wildlife	1.0105	1	1,051,317
7205359	20500	Sustaining OK Energy Resources	1.0105	1	6,555,097
7205435	20500	Oklahoma Lottery Commission	1.0105	1	115,006
7205515	20500	OPERS	1.0105	1	494,038
7205563	20500	OK Bd for Private Vocational Schools	1.0105	1	88,999
7205630	20500	Oklahoma Department of Securities	1.0105	1	1,156,750
7205807	20500	Oklahoma Health Care Authority	1.0105	1	3,180,584
7210270	21000	State Election Board	1.0105	1	3,144,149
7210320	21000	Department of Wildlife	1.0105	1	6,314,250
7210350	21000	Oklahoma Historical Society	1.0105	1	29
7210400	21000	Office of Juvenile Affairs	1.0105	1	8,432
7210410	21000	Commissioners of the Land Office	1.0105	1	132,658
7210515	21000	OPERS	1.0105	1	203,401
7210570	21000	State Board of Licensure for Professional Engineers & Land	1.0105	1	321,043
7210588	21000	Real Estate Commission	1.0105	1	387,014
7215270	21500	State of Oklahoma Election Board - HAVA	1.0105	1	9,694,755
7215320	21500	Department of Wildlife	1.0105	1	3,989,686
7215566	21500	Tourism & Recreation Department	1.0105	1	1,744,339
7215585	21500	Department of Public Safety	1.0105	1	357,654
7215670	21500	JD McCarty Center	1.0105	1	949,345
7215825	215000	University Hospitals Authority	1.0105	1	1,631,606
7216805	21600	Department of Rehabilitation Services	1.0105	1	791,702
7220090	22000	OSF Building Project Fund	1.0105	1	0
7220320	22000	Dept of Wildlife Conservation	1.0105	1	3,878,585
7220570	22000	OSB of Licensure for Professional Engineers and Land Surve	1.0105	1	301,294
7220585	22000	Department of Public Safety	1.0105	1	3,764,102
7220830	22000	Department of Human Services	1.0105	1	9,888
7225040	22500	Department of Agriculture	1.0105	1	342,318
7225830	22500	Department of Human Services	1.0105	1	204,016
7230220	23000	Oklahoma Crime Victims Compensation	1.0105	1	1,014,930
7230345	23000	Department of Transportation	1.0105	1	6,340,095
7230695	23000	Tax Commission	1.0105	1	603,156
7230807	23000	Health Care Authority	1.0105	1	49,739
7235605	23500	Regents for Higher Education	1.0105	1	2,643,617
7240807	24000	Health Care Authority	1.0105	1	13,931,097
7240830	24000	Oklahoma Human Services	1.0105	1	16,455,118
7244090	24400	OMES Dept of Central Services	1.0105	1	1,640,089
7245807	24500	Health Care Authority	1.0105	1	7,674,935
7255090	25500	Department of Central Services	1.0105	1	1,196,462
7255585	25500	Oklahoma Dept of Public Safety	1.0105	1	22,564
7260090	26000	OMES Risk Management Division	1.0105	1	5,661,317

Interest rate is net of 1.25 bp management fee



Office of the State Treasurer
 Assets Under Management
 March 31, 2022

Account	Class Funding	Agency	Interest Rate	Days to Maturity	Market Value
7265090	26500	OMES- Risk Mgmt	1.0105	1	158,866
7275740	27500	OST - SEED	1.0105	1	18,604
7280090	28000	OMES DCS Property Distribution	1.0105	1	654,033
7280131	79901	Department of Corrections	1.0105	1	9,441,066
7280345	28000	Department of Transportation	1.0105	1	1,037,860
7285345	28500	Department of Transportation	1.0105	1	187,722,274
7295090	27000	Emergency & Transportation	1.0105	1	5,401,160
7296150	29600	University of Science & Arts	1.0105	1	42
7303000	30300	Tobacco Litigation Escrow Fund	1.0105	1	30,399
7360566	36000	Tourism & Recreation Department	1.0105	1	6,164,761
7401105	40100	OCIA - NACEA Construction Series 2018B	1.0105	1	219,421
7403292	40300	Oklahoma Department of Environmental Quality	1.0105	1	481,398
7405220	40500	District Attorneys Council	1.0105	1	4,422,210
7408105	40800	OCIA	1.0105	1	539,006
7409105	40900	OCIA - NACEA Revenue Series 2018B	1.0105	1	71
7411105	41100	OCIA - Capitol Repair Revenue Series 2018C	1.0105	1	436,041
7412105	41200	OCIA	1.0105	1	1,260,704
7415105	41500	OCIA - DOC Construction Series 2018D	1.0105	1	18,126,001
7416000	41600	OSF - Oil Overcharge	1.0105	1	295,413
7416105	41600	OCIA - DOC Revenue Series 2018D	1.0105	1	751,277
7416160	41600	Department of Commerce	1.0105	1	3,107,873
7419105	41900	OCIA	1.0105	1	2,327,699
7420105	42000	OCIA - Construction Series 2019A	1.0105	1	1,750,288
7424105	42400	OCIA - Revenue Series 2019A	1.0105	1	211,765
7426000	42600	OSF - Oil Overcharge	1.0105	1	2,468,331
7426160	42600	Department of Commerce	1.0105	1	15,084,864
7427105	42700	OCIA - Construction Series 2019B	1.0105	1	977,760
7428105	42800	OCIA Endowed Chairs Fund	1.0105	1	958,737
7430010	43000	Oklahoma State University	1.0105	1	2,401,260
7430011	43000	Oklahoma State University	1.0105	1	1,572,021
7430012	43000	Oklahoma State University	1.0105	1	3,107,051
7430013	43000	Oklahoma State University	1.0105	1	2,023,144
7430014	43000	Oklahoma State University	1.0105	1	2,119,106
7430015	43000	Oklahoma State University	1.0105	1	2,246,435
7430016	43000	Oklahoma State University	1.0105	1	246,563
7430100	43000	Cameron University	1.0105	1	1,069,677
7430420	43000	Langston University	1.0105	1	442,624
7430461	43000	Rogers State College	1.0105	1	1,719,444
7430505	43000	Northwestern Oklahoma State University	1.0105	1	313,355
7430530	60000	Panhandle State University	1.0105	1	9,937
7430665	43000	Southwestern Oklahoma State University	1.0105	1	1,296,502
7430760	43000	University of Oklahoma	1.0105	1	40,413,362
7430770	43000	OUHSC	1.0105	1	89,088,642

Interest rate is net of 1.25 bp management fee



Office of the State Treasurer
 Assets Under Management
 March 31, 2022

Account	Class Funding	Agency	Interest Rate	Days to Maturity	Market Value
7430773	43000	Oklahoma State University	1.0105	1	1,915,048
7434105	43400	OCIA	1.0105	1	89,364
7436000	43600	OSF - Oil Overcharge	1.0105	1	2,707
7436105	43600	OCIA	1.0105	1	224,910
7437105	43700	OCIA	1.0105	1	6,334,495
7438105	43800	OCIA	1.0105	1	378,106
7439105	43900	OCIA Series 2020A Rev Fund	1.0105	1	1,484,246
7442105	44200	OCIA	1.0105	1	1,131,251
7443105	44300	OCIA	1.0105	1	352,520
7444105	44400	OCIA 2017C Series	1.0105	1	70
7444835	44400	Water Resources Board	1.0105	1	7,870,754
7445105	44500	OCIA - 2017B Capitol Repair 2 Revenue	1.0105	1	800,826
7445835	44500	Water Resources Board	1.0105	1	3,981,091
7447105	44700	2017A Revenue Fund	1.0105	1	64,810
7450105	45000	OCIA Series 2020B	1.0105	1	829,718
7451105	45100	OCIA Series 2020B	1.0105	1	80,681,554
7452105	45200	OCIA Series 2020D	1.0105	1	138
7453105	45300	OCIA Series 2020D	1.0105	1	7,756,339
7454105	45400	OCIA Series 2020E	1.0105	1	491
7455105	45500	OCIA	1.0105	1	353,248
7455160	45500	Department of Commerce	1.0105	1	585,879
7456105	45600	OCIA Series 2020E	1.0105	1	13,430,257
7458105	45800	OCIA Series 2020C	1.0105	1	461,392
7459105	45900	OCIA Endowed Chairs 2021	1.0105	1	1,368,639
7460100	46000	Cameron University	1.0105	1	337,952
7464105	46400	OCIA	1.0105	1	1,606,756
7470010	47000	Oklahoma State University Capital Bond Project	1.0105	1	1,680,800
7471835	47100	Water Resources Board	1.0105	1	531,197
7472835	47200	Water Resources Board	1.0105	1	58,577,765
7473835	47300	Water Resources Board	1.0105	1	104,641,256
7475750	47500	Tulsa Community College	1.0105	1	6,074
7476760	47600	University of Oklahoma	1.0105	1	12,091,290
7479010	47900	Oklahoma State University Capital Bond Project	1.0105	1	5,621,714
7485010	48500	OKLAHOMA STATE UNIVERSITY	1.0105	1	93,154
7487010	48700	OKLAHOMA STATE UNIVERSITY	1.0105	1	12,404,867
7488105	48800	OCIA	1.0105	1	32,641
7490010	49000	Oklahoma State University	1.0105	1	48,376
7490013	49000	Oklahoma State University	1.0105	1	21,943
7490015	49000	Oklahoma State University	1.0105	1	1,402
7490270	49000	Oklahoma State Election Board	1.0105	1	18
7490760	49000	University of Oklahoma	1.0105	1	148,418
7490773	49000	Oklahoma State University	1.0105	1	56,793
7491220	49100	District Attorneys Council	1.0105	1	2,438,014

Interest rate is net of 1.25 bp management fee



Office of the State Treasurer
Assets Under Management
March 31, 2022

Account	Class Funding	Agency	Interest Rate	Days to Maturity	Market Value
7511410	8410A	Commissioners of the Land Office	1.0105	1	778,878
7512410	8410A	Commissioners of the Land Office	1.0105	1	3,128,477
7519410	8410A	Commissioners of the Land Office	1.0105	1	0
7600010	60000	Oklahoma State University	1.0105	1	4,522,936
7600100	60000	Cameron University	1.0105	1	895,731
7600120	60000	University of Central Oklahoma	1.0105	1	3,795,344
7600150	60000	University of Science & Arts	1.0105	1	361,805
7600230	60000	East Central University	1.0105	1	1,142,970
7600420	60000	Langston University	1.0105	1	904,857
7600485	60000	Northeastern State University	1.0105	1	2,367,256
7600490	60000	Northern Oklahoma College	1.0105	1	619,342
7600505	60000	Northwestern Oklahoma State University	1.0105	1	2,517,255
7600530	60000	Panhandle State University	1.0105	1	168,326
7600660	60000	Southeastern Oklahoma State University	1.0105	1	53,776
7600665	60000	Southwestern Oklahoma State University	1.0105	1	2,469,014
7600760	60000	University of Oklahoma	1.0105	1	5,533,357
7650010	65000	Oklahoma State University	1.0105	1	2,955,608
7650100	65000	Cameron University	1.0105	1	845,506
7650120	65000	University of Central Oklahoma	1.0105	1	1,990,211
7650150	65000	University of Science & Arts	1.0105	1	364,280
7650230	65000	East Central University	1.0105	1	885,942
7650420	65000	Langston University	1.0105	1	805,508
7650485	65000	Northeastern State University	1.0105	1	1,009,436
7650490	65000	Northern Oklahoma College	1.0105	1	2,018,663
7650505	65000	Northwestern Oklahoma State University	1.0105	1	889,462
7650530	65000	Panhandle State University	1.0105	1	52,182
7650660	65000	Southeastern Oklahoma State University	1.0105	1	22,689
7650665	65000	Southwestern Oklahoma State University	1.0105	1	727,325
7650760	65000	University of Oklahoma	1.0105	1	3,663,453
7700040	70000	Department of Agriculture	1.0105	1	11,139,210
7700041	70000	Western Oklahoma State College	1.0105	1	703,611
7700131	79901	Department of Corrections	1.0105	1	28,320,395
7700240	70000	Eastern Oklahoma State College	1.0105	1	1,385,134
7700340	40000	State Health Department	1.0105	1	102,048
7700461	70000	Rogers State College	1.0105	1	8,931,597
7700490	70000	Northern Oklahoma College	1.0105	1	8,958,035
7700606	70000	Ardmore Higher Education Center	1.0105	1	59
7700633	70000	Oklahoma City Community College	1.0105	1	13,681,085
7700660	70000	Southeastern Oklahoma State University	1.0105	1	9,367,606
7700760	70000	University of Oklahoma	1.0105	1	120,852,385
7700830	70000	Department of Human Services	1.0105	1	988,720
7701010	70100	Oklahoma State University	1.0105	1	16,811,327
7701150	70100	University of Science & Arts	1.0105	1	3,725,441

Interest rate is net of 1.25 bp management fee



Office of the State Treasurer
 Assets Under Management
 March 31, 2022

Account	Class Funding	Agency	Interest Rate	Days to Maturity	Market Value
7701165	70100	Connors State College	1.0105	1	1,408,271
7701400	70100	Office of Juvenile Affairs	1.0105	1	7,574
7701480	70100	Northeastern Oklahoma A&M College	1.0105	1	409,482
7701530	70100	Panhandle State University	1.0105	1	168,169
7701605	70100	Regents for Higher Education	1.0105	1	33,279,749
7701650	70100	Department of Veteran Affairs	1.0105	1	1,832,154
7701770	70100	OUHSC	1.0105	1	438,215,550
7701805	70100	Department of Rehabilitation Services	1.0105	1	182,302
7701865	70100	OK Workers' Comp Commission	1.0105	1	5,605,503
7702120	70200	University of Central Oklahoma	1.0105	1	21,325,331
7702650	70200	Department of Veteran Affairs	1.0105	1	1,593,119
7703650	70300	Department of Veteran Affairs	1.0105	1	2,336,739
7704120	70400	University of Central Oklahoma	1.0105	1	20,790
7704650	70400	Department of Veteran Affairs	1.0105	1	1,719,694
7704865	70400	OK Workers' Comp Commission	1.0105	1	45,796
7705505	70500	Northwestern Oklahoma State University	1.0105	1	2,269,897
7705650	70500	Department of Veteran Affairs	1.0105	1	1,701,560
7705675	70500	Self Insurance Guaranty Fund	1.0105	1	2,286,521
7705865	70500	OK Workers' Comp Commission	1.0105	1	43,298
7706452	70600	Community Mental Health Center Rep Payee Account	1.0105	1	8,508
7706650	70600	Department of Veteran Affairs	1.0105	1	736,529
7706750	70600	Tulsa Community College	1.0105	1	4,754,519
7706865	70600	OK Workers' Comp Commission	1.0105	1	177,840
7707452	70700	Central Oklahoma CMHC Rep Payee Account	1.0105	1	2,277
7707585	70700	Department of Public Safety	1.0105	1	4,500,232
7707605	70700	Regents for Higher Education	1.0105	1	161,379,850
7707650	70700	Department of Veteran Affairs	1.0105	1	974,882
7707865	70700	OK Workers' Comp Commission	1.0105	1	244,874
7708108	70800	Carl Albert State College	1.0105	1	5,428,391
7708605	70800	Regents for Higher Education	1.0105	1	161
7709605	70900	Regents for Higher Education	1.0105	1	3,072,573
7710350	71000	Oklahoma Historical Society	1.0105	1	1,307,548
7710452	71000	Oklahoma Department of Mental Health	1.0105	1	1,549,783
7710605	71000	Regents for Higher Education	1.0105	1	2,674,759
7711185	8740G	Corporation Commission	1.0105	1	64,439,846
7711420	71100	Langston University	1.0105	1	524,297
7711452	71100	Griffin Memorial Hospital Rep Payee	1.0105	1	79,568
7711605	71100	Regents for Higher Education	1.0105	1	764,899
7712605	71200	Regents for Higher Education	1.0105	1	134,563
7713605	71300	Regents for Higher Education	1.0105	1	2,940,641
7714605	71400	Regents for Higher Education	1.0105	1	15,258,779
7715605	71500	Regents for Higher Education	1.0105	1	1,696,762
7718605	71800	Regents for Higher Education	1.0105	1	11,814,748

Interest rate is net of 1.25 bp management fee



Office of the State Treasurer
 Assets Under Management
 March 31, 2022

Account	Class Funding	Agency	Interest Rate	Days to Maturity	Market Value
7719605	71900	Regents for Higher Education	1.0105	1	39,295
7723623	72300	Seminole State College	1.0105	1	500,415
7725100	72500	Cameron University	1.0105	1	2,550,876
7730230	73000	East Central University	1.0105	1	7,114,456
7730830	73000	Department of Human Services	1.0105	1	245,148
7740605	74000	Regents for Higher Education	1.0105	1	4,924,968
7741241	74100	Redlands Community College	1.0105	1	2,494,992
7745605	74500	Regents for Higher Education	1.0105	1	216,286
7747470	74700	Murray State College	1.0105	1	2,684,421
7750350	75000	Oklahoma Historical Society	1.0105	1	499,376
7750531	75000	Rose State College	1.0105	1	12,743,975
7751485	75100	Northeastern State University	1.0105	1	17,497,654
7752485	75200	Northeastern State University	1.0105	1	3,061,215
7765665	76500	Southwestern Oklahoma State University	1.0105	1	1,043,782
7790041	79000	Western Oklahoma State College	1.0105	1	12,629
7790470	79000	Murray State College	1.0105	1	1,959
7790490	79000	Northern Oklahoma College	1.0105	1	1,451
7805370	80500	OIFA	1.0105	1	108
7847740	84700	OSF Building Project Fund	1.0105	1	7,723
7851740	85100	OCIA	1.0105	1	10,034,422
7853740	85300	Oklahoma 2010b GO Sinking Fund	1.0105	1	16,523
7854740	85400	OCIA Endowed Chair Fund 2010	1.0105	1	6,350,770
7862740	86200	OCIA 2013	1.0105	1	1,635,397
7910467	91000	OSF Escrow Fund	1.0105	1	184,722
State Agency, Investable Base					3,030,348,762
State of Oklahoma, Investable Base					8,441,799,825
Assets Under Management					11,472,148,587