



Randy McDaniel
Oklahoma State Treasurer

Treasurer's Investments

February 2022

Treasurer's Mission Statement

The mission of the Office of the State Treasurer is to serve the people of Oklahoma by providing sound banking and investment services, reuniting individuals and businesses with their unclaimed property, and promoting economic opportunities in a fiscally responsible and efficient manner while adhering to the highest professional and ethical standards.



OKLAHOMA STATE TREASURER RANDY McDANIEL

To the People of Oklahoma:

The Office of the State Treasurer is pleased to issue the February monthly investment performance report. I trust you will find it thorough, upholding my commitment to provide disclosure of the economic environment and portfolio results. As always, my staff and I are available to answer any questions.

Market Conditions

The treasury curve reflected higher yields across-the-board for February. According to the Wall Street Journal, the yield on the 10-year treasury reached 2% for the first time since August 2019 after more evidence of sustained inflation caused investors to further increase their expectations for tighter monetary policies. The 10-year ended the month at 1.83%, the 2-year at 1.43% and the 30-year came in at 2.16%.

The stock market's February performance reflected a downslide with all three major indexes in negative territory. The S&P 500 came in at -3.15%, the Dow Jones at -3.53% and the Nasdaq at -3.43%. The developments relating to the Russia-Ukraine war, projected interest rate increases, inflation and supply chain issues continued to affect the equity markets.

The Federal Reserve issued minutes from their January meeting reflecting expectations of continued strong economic growth in 2022 with solid demand and activity in various sectors, including consumer spending and commercial and residential real estate. The minutes reflected concerns about "tight labor markets, continuing wage pressures, and the consequent challenges for employers seeking to hire and retain workers across sectors and job categories." There continues to be the expectation the Fed will raise interest rates at their meeting on March 15-16.

Economic Developments

The Labor Department reported that 467,000 nonfarm jobs were created in January and the previous month was upwardly revised to 510,000 from 199,000. The unemployment rate increased from 3.9% to 4.0%. The Bureau of Labor Statistics (BLS) revised their calculation of total new jobs in 2021 to 6.66 million from 6.3 million. According to the Wall Street Journal, payrolls might have been stronger if not for the surge in Omicron cases and the number of Americans who said they were unable to work because their employer closed or lost business due to the pandemic nearly doubled in January from December.

The consumer price index (CPI) for January came in at an annualized 7.5% in comparison to 7.0% for the month before. Core inflation, which excludes food and energy, increased from an annualized 5.5% to 6.0%. The BLS said the all-items index gained 7.5% for the 12-months ending January, the largest 12-month increase since the period ending February 1982. The increase in inflation was attributed to higher costs for food, electricity, and shelter. The producer price index (PPI) for final demand rose 1.0%, the largest advance since May 2021. The surge in PPI was due to factors such as the increase in costs for hospital outpatient care and motor vehicles.

The gain in retail sales for the month of January came in at 3.8% month-over-month and the December sales figure was upwardly revised to 2.5% from 1.9%. Trading Economics said, "It is the biggest increase in retail sales in ten months, as consumers continued to spend in spite of the surge in COVID-19 cases and hot inflation." According to the New York Times, "Sales at car dealers rose 5.7 percent over the previous month, while e-commerce sales rose 14.5 percent. Spending at electronics and appliances stores rose 1.9 percent, and sales at clothing and general merchandise stores, such as department stores, were higher as well."

The National Association of Realtors reported, “Existing homes sales rose to a seasonally adjusted annual rate of 6.5 million- an increase of 6.7% from the prior month, with sales up in all regions. At the end of December, the inventory of unsold existing homes fell to a new all-time low of 860,000, which is equivalent to 1.6 months of the monthly sales pace, also an all-time low.” According to the Wall Street Journal, “the housing market remains extremely competitive. Rising mortgage-interest rates in recent weeks have prompted buyers to move quickly in case rates climb further, real-estate agents say. Homes are frequently selling within days for more than their list prices. More homes are being purchased with cash and first-time buyers are getting squeezed out.”

The Bureau of Economic Analysis (BEA) reported that gross domestic product (GDP) gained 7% on an annualized basis in the fourth quarter of 2021. This was in comparison to real GDP increasing 2.3% in the previous quarter. “The updated estimates primarily reflected upward revisions to nonresidential fixed investment, state and local government spending, and residential fixed investment that were partly offset by downward revisions to personal consumption expenditures and exports,” the report said.

Portfolio Commentary: Performance, Diversification, and Strategy

The State Treasurer’s portfolio yielded 1.02% in February with a weighted average maturity of 962 days. The total assets under management were \$11.5 billion, in comparison to \$9.5 billion a year ago. The portfolio’s diversification strategy continues to be sound. U.S. government sponsored enterprises accounted for approximately 34% of the portfolio and mortgage-backed securities were 31%. U.S. treasuries represented 29% of assets, money market mutual funds were 4% and certificates of deposit were 1%. State bond issues, foreign bonds and municipals totaled 1% and comprised the balance of funds invested. In keeping with the state’s statutory investment objectives, the portfolio strategy continues to seek safety, liquidity and return on investment, in that order. Laddered bond maturities and a buy-and-hold strategy were utilized. Market observation for investment opportunities were considered to maximize income within investment parameters and consideration of current low interest rates.

Collateralization

All funds under the control of this office requiring collateralization were secured at rates ranging from 100% to 110%, depending on the type of investment.

Payments, Fees, and Commissions

Securities were purchased or sold utilizing competitive bidding. Bank fees and money market mutual fund operating expenses are detailed in the attached pages, as is the earnings split between the State Treasurer and the master custodian bank on securities lending income.

Total Funds Invested

Funds available for investment, at market value, include the State Treasurer’s investments at \$8,506,797,294 and State Agency balances in OK Invest at \$2,961,464,374 for a total of \$11,468,261,667.

Best regards,

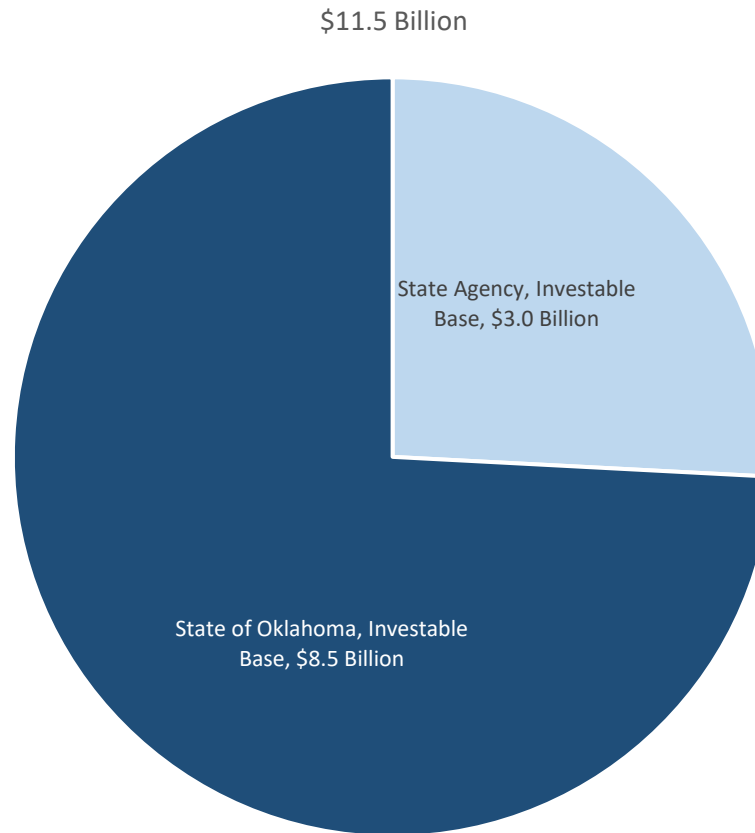



RANDY MCDANIEL
STATE TREASURER

cc: The Honorable Kevin Stitt, Governor
The Honorable Greg Treat, President Pro Tempore
The Honorable Charles McCall, Speaker of the House
The Honorable John O’Connor, Attorney General
The Honorable Cindy Byrd, State Auditor and Inspector



Office of the State Treasurer
Distribution of Assets Under Management
February 28, 2022





Office of the State Treasurer
Portfolio Composition
February 28, 2022

Asset Category	Face Amount/ Shares	Market Value	Book Value	% of Portfolio	YTM @ Cost	Weighted Average Maturity
Certificate of Deposit	49,717,000	49,717,000	49,717,000	0.4	0.34%	48
Foreign Bonds	60,000,000	59,821,761	60,000,000	0.5	1.76%	286
Money Market - Mutual Funds	439,528,382	439,528,382	439,528,382	3.8	0.03%	1
Municipal Bonds	11,000,000	11,030,341	11,000,000	0.1	1.70%	411
State Bond Issues	30,000,000	30,000,000	30,000,000	0.3	1.65%	1,677
US Agency - MBS	3,569,500,677	3,599,994,710	3,636,460,397	31.3	1.85%	1,836
US Agency Bonds	3,921,425,000	3,893,453,014	3,951,888,395	34.1	0.38%	560
US Treasury Bonds / Notes	3,425,000,000	3,384,716,459	3,420,511,463	29.5	1.00%	643
Total / Average	11,506,171,059	11,468,261,667	11,599,105,637	100.0	1.02%	962

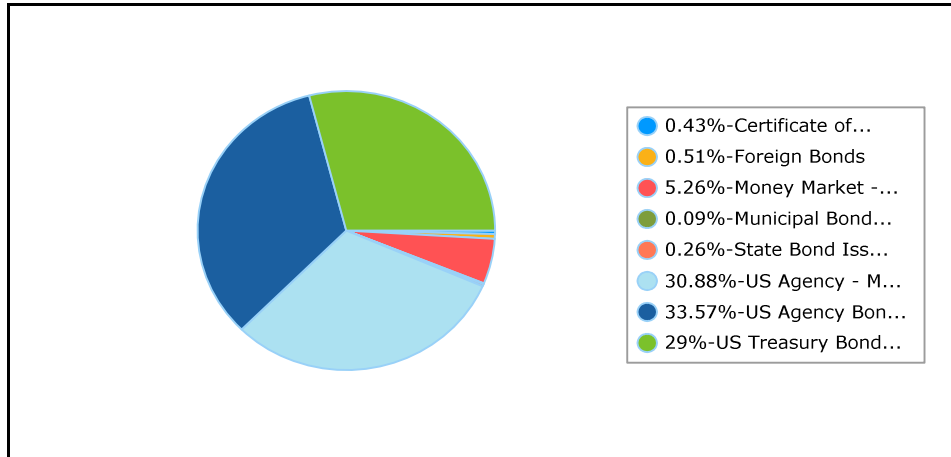


Office of the State Treasurer
 Distribution by Asset Category - Market Value
 Report Group: Monthly Investment Report

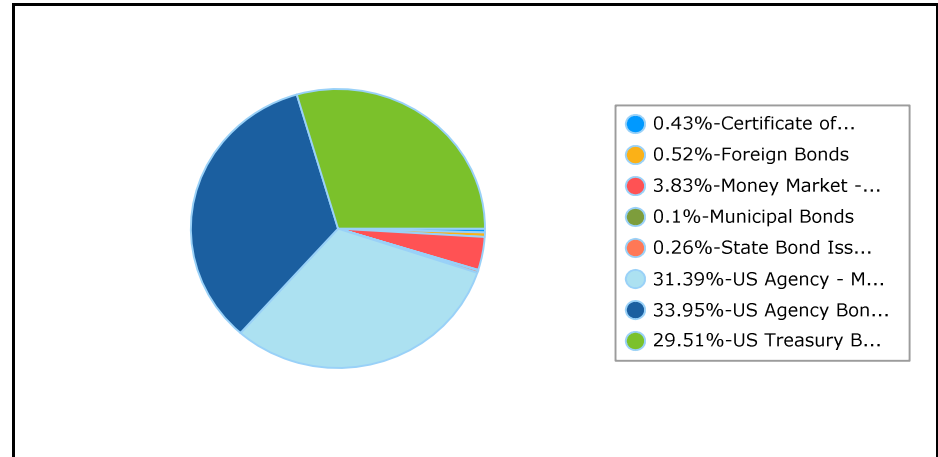
Begin Date: 1/31/2022, End Date: 2/28/2022

Asset Category	Market Value 1/31/2022	% of Portfolio 1/31/2022	Market Value 2/28/2022	% of Portfolio 2/28/2022
Certificate of Deposit	49,717,000	0.4	49,717,000	0.4
Foreign Bonds	59,949,401	0.4	59,821,761	0.5
Money Market - Mutual Funds	612,175,908	5.3	439,528,382	3.8
Municipal Bonds	11,050,536	0.1	11,030,341	0.1
State Bond Issues	30,000,000	0.3	30,000,000	0.3
US Agency - MBS	3,595,606,230	30.9	3,599,994,710	31.4
US Agency Bonds	3,907,965,490	33.6	3,893,453,014	34.0
US Treasury Bonds / Notes	3,376,342,569	29.0	3,384,716,459	29.5
Total / Average	11,642,807,134	100.0	11,468,261,667	100.0

Portfolio Holdings as of 1/31/2022



Portfolio Holdings as of 2/28/2022

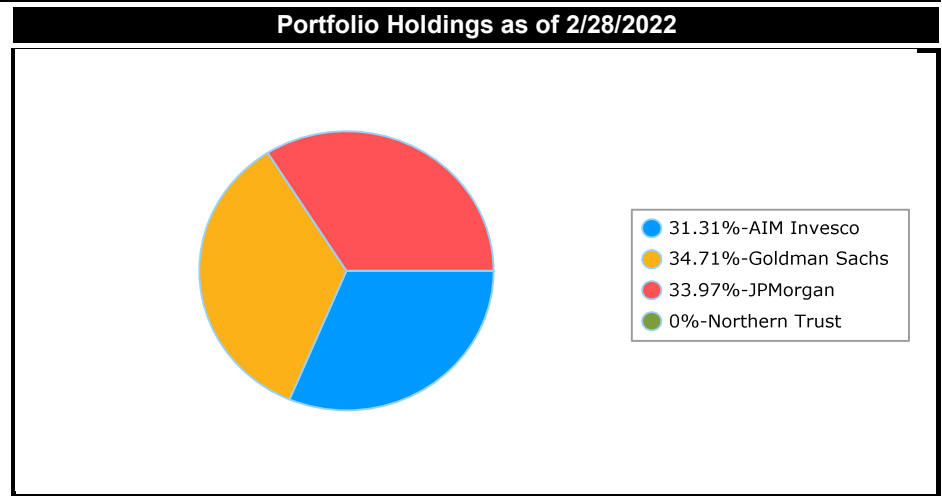
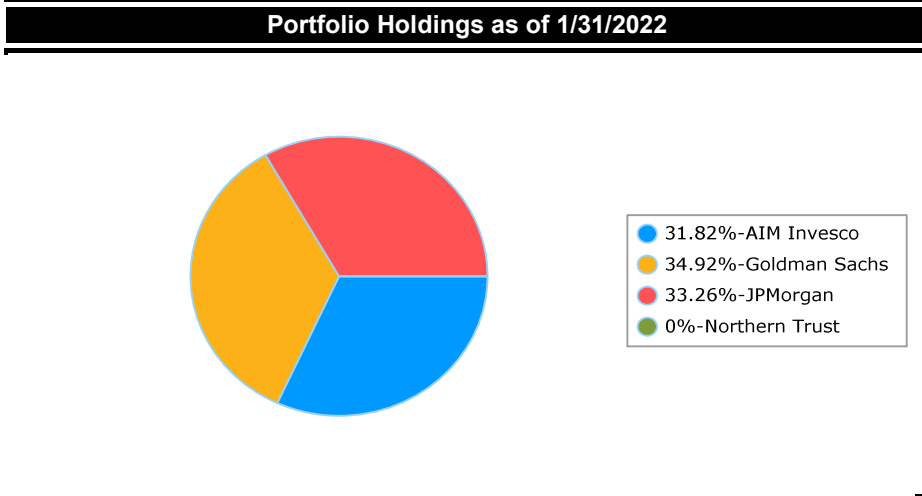




Office of the State Treasurer
 Distribution by Issuer - Market Value
 Report Group: Money Market*

Begin Date: 1/31/2022, End Date: 2/28/2022

Issuer Allocation				
Issuer	Market Value 1/31/2022	% of Portfolio 1/31/2022	Market Value 2/28/2022	% of Portfolio 2/28/2022
AIM Invesco	194,797,541	31.8	137,628,934	31.3
Goldman Sachs	213,743,964	34.9	152,580,049	34.7
JPMorgan	203,631,237	33.3	149,315,972	34.0
Northern Trust	3,166	0.0	3,427	0.0
Total / Average	612,175,908	100.0	439,528,382	100.0

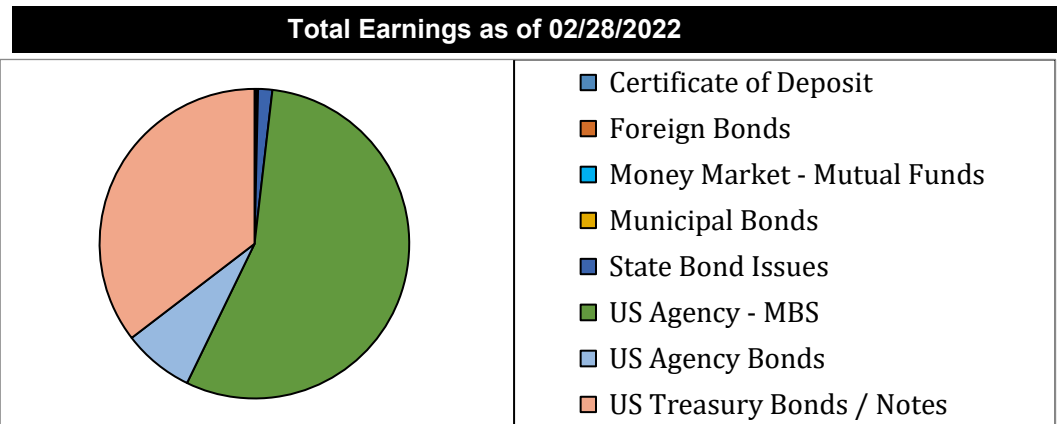


*Money market balances exclude funds from the Coronavirus Aid, Relief and Economic Security (CARES) Act and the American Rescue Plan Act (ARPA).



Office of the State Treasurer
 Earnings by Asset Category
 February 28, 2022

Asset Category	YTM @ Cost	Interest Earned Net of Amortization/ Accretion	Realized Gain/Loss	Total Earnings
Certificate of Deposit	0.34%	5,072	-	5,072
Foreign Bonds	1.76%	-	-	-
Money Market - Mutual Funds	0.03%	9,533	-	9,533
Municipal Bonds	1.70%	15,000	-	15,000
State Bond Issues	1.65%	123,750	-	123,750
US Agency - MBS	1.86%	4,597,036	-	4,597,036
US Agency Bonds	0.38%	616,767	-	616,767
US Treasury Bonds / Notes	1.00%	2,942,234	-	2,942,234
Link Deposit (not active)		-	-	-
Total or Average	1.02%	8,309,392	-	8,309,392





Office of the State Treasurer
Investment Activity
February 28, 2022

Description	CUSIP	Broker/ Dealer	Trade Date	Settlement Date	YTM @ Cost	Par	Principal	Price	Interest	Total
Buy										
GNMA MBS 1.5 8/20/2036	36179WKT4	TD Securities	2/25/2022	2/28/2022	2.244	32,651,672	31,598,145	96.773	36,733	31,634,878
GNMA MBS 2 12/20/2036	36179WS25	Bank of Oklahoma	2/25/2022	2/28/2022	2.241	36,583,286	36,166,008	98.859	54,875	36,220,883
GNMA MBS 2 2/20/2037	36179WWM6	BNY Mellon Capital Markets	2/25/2022	2/28/2022	2.238	39,182,947	38,729,894	98.844	58,774	38,788,669
T-Note 0.25 5/31/2025	912828ZT0	Bank of Oklahoma	2/24/2022	2/25/2022	1.763	25,000,000	23,806,000	95.224	14,938	23,820,938
T-Note 0.5 3/31/2025	912828ZF0	Bank of America - Merrill Lynch	2/24/2022	2/25/2022	1.721	25,000,000	24,083,984	96.336	50,824	24,134,809
T-Note 1 12/15/2024	91282CDN8	Bank of Oklahoma	2/3/2022	2/4/2022	1.388	25,000,000	24,729,000	98.916	35,027	24,764,027
T-Note 1.375 1/31/2025	912828Z52	Bank of Oklahoma	2/23/2022	2/24/2022	1.760	25,000,000	24,726,000	98.904	22,790	24,748,790
T-Note 1.5 10/31/2024	912828YM6	UMB Bank	2/3/2022	2/4/2022	1.378	25,000,000	25,081,500	100.326	99,448	25,180,948
T-Note 1.5 11/30/2024	912828YV6	Bank of Oklahoma	2/3/2022	2/4/2022	1.380	25,000,000	25,082,500	100.330	67,995	25,150,495
T-Note 1.5 2/15/2025	91282CDZ1	Wells Fargo	2/23/2022	2/24/2022	1.769	25,000,000	24,805,664	99.223	9,323	24,814,987
						283,417,904	278,808,695			279,259,423
Sell										
						0	0			0
Matured										
T-Note 1.75 2/28/2022	912828J43	Cantor Fitzgerald	2/28/2022	2/28/2022	0.000	25,000,000	25,000,000	0	0	25,000,000
T-Note 1.75 2/28/2022	912828J43	Morgan Stanley	2/28/2022	2/28/2022	0.000	25,000,000	25,000,000	0	0	25,000,000
T-Note 1.75 2/28/2022	912828J43	UMB Bank	2/28/2022	2/28/2022	0.000	25,000,000	25,000,000	0	0	25,000,000
T-Note 2 2/15/2022	912828SF8	Barclays Capital Inc	2/15/2022	2/15/2022	0.000	25,000,000	25,000,000	0	0	25,000,000
T-Note 2 2/15/2022	912828SF8	Hilltop	2/15/2022	2/15/2022	0.000	25,000,000	25,000,000	0	0	25,000,000
T-Note 2 2/15/2022	912828SF8	Hilltop	2/15/2022	2/15/2022	0.000	25,000,000	25,000,000	0	0	25,000,000
						150,000,000	150,000,000			150,000,000
Net Change in Investments						133,417,904	128,808,695			129,259,423



Office of the State Treasurer
Transactions by Security Type

February 28, 2022

Description	CUSIP	Action	Settlement Date	Maturity Date	YTM @ Cost	Par	Principal	Price	Interest	Total
US Agency Bonds										
						0	0		0	0
US Agency - Mortgage Backed Securities										
GNMA MBS 1.5 8/20/2036	36179WKT4	Buy	2/28/2022	8/20/2036	2.244	32,651,672	31,598,145	96.773	36,733	31,634,878
GNMA MBS 2 12/20/2036	36179WS25	Buy	2/28/2022	12/20/2036	2.241	36,583,286	36,166,008	98.859	54,875	36,220,883
GNMA MBS 2 2/20/2037	36179WWM6	Buy	2/28/2022	2/20/2037	2.238	39,182,947	38,729,894	98.844	58,774	38,788,669
						108,417,904	106,494,047		150,382	106,644,429
US Treasury Bonds and Notes										
T-Note 0.25 5/31/2025	912828ZT0	Buy	2/25/2022	5/31/2025	1.763	25,000,000	23,806,000	95.224	14,938	23,820,938
T-Note 0.5 3/31/2025	912828ZF0	Buy	2/25/2022	3/31/2025	1.721	25,000,000	24,083,984	96.336	50,824	24,134,809
T-Note 1 12/15/2024	91282CDN8	Buy	2/4/2022	12/15/2024	1.388	25,000,000	24,729,000	98.916	35,027	24,764,027
T-Note 1.375 1/31/2025	912828Z52	Buy	2/24/2022	1/31/2025	1.760	25,000,000	24,726,000	98.904	22,790	24,748,790
T-Note 1.5 10/31/2024	912828YM6	Buy	2/4/2022	10/31/2024	1.378	25,000,000	25,081,500	100.326	99,448	25,180,948
T-Note 1.5 11/30/2024	912828YV6	Buy	2/4/2022	11/30/2024	1.380	25,000,000	25,082,500	100.330	67,995	25,150,495
T-Note 1.5 2/15/2025	91282CDZ1	Buy	2/24/2022	2/15/2025	1.769	25,000,000	24,805,664	99.223	9,323	24,814,987
						175,000,000	172,314,648		300,345	172,614,993
Certificates of Deposits							6,619,000			
Total										285,427,695



Office of the State Treasurer
Transactions by Broker
February 28, 2022

Description	CUSIP	Action	Asset Category	Settlement Date	Maturity Date	YTM @ Cost	Par	Principal	Price	Interest	Total
Bank of America - Merrill Lynch T-Note 0.5 3/31/2025	912828ZF0	Buy	US Treasury Bonds / Notes	2/25/2022	3/31/2025	1.721	25,000,000	24,083,984	96.336	50,824	24,134,808.56
							25,000,000	24,083,984		50,824	24,134,808.56
Bank of Oklahoma											
GNMA MBS 2 12/20/2036	36179WS25	Buy	US Agency - MBS	2/28/2022	12/20/2036	2.241	36,583,286	36,166,008	98.859	54,875	36,220,882.50
T-Note 0.25 5/31/2025	912828ZT0	Buy	US Treasury Bonds / Notes	2/25/2022	5/31/2025	1.763	25,000,000	23,806,000	95.224	14,938	23,820,938.19
T-Note 1 12/15/2024	91282CDN8	Buy	US Treasury Bonds / Notes	2/4/2022	12/15/2024	1.388	25,000,000	24,729,000	98.916	35,027	24,764,027.47
T-Note 1.375 1/31/2025	912828Z52	Buy	US Treasury Bonds / Notes	2/24/2022	1/31/2025	1.760	25,000,000	24,726,000	98.904	22,790	24,748,789.81
T-Note 1.5 11/30/2024	912828YV6	Buy	US Treasury Bonds / Notes	2/4/2022	11/30/2024	1.380	25,000,000	25,082,500	100.330	67,995	25,150,494.51
							136,583,286	134,509,507		195,625	134,705,132.48
BNY Mellon Capital Markets											
GNMA MBS 2 2/20/2037	36179WWM6	Buy	US Agency - MBS	2/28/2022	2/20/2037	2.238	39,182,947	38,729,894	98.844	58,774	38,788,668.60
							39,182,947	38,729,894		58,774	38,788,668.60
TD Securities											
GNMA MBS 1.5 8/20/2036	36179WKT4	Buy	US Agency - MBS	2/28/2022	8/20/2036	2.244	32,651,672	31,598,145	96.773	36,733	31,634,878.17
							32,651,672	31,598,145		36,733	31,634,878.17
UMB Bank											
T-Note 1.5 10/31/2024	912828YM6	Buy	US Treasury Bonds / Notes	2/4/2022	10/31/2024	1.378	25,000,000	25,081,500	100.326	99,448	25,180,947.51
							25,000,000	25,081,500		99,448	25,180,947.51
Wells Fargo											
T-Note 1.5 2/15/2025	91282CDZ1	Buy	US Treasury Bonds / Notes	2/24/2022	2/15/2025	1.769	25,000,000	24,805,664	99.223	9,323	24,814,987.26
							25,000,000	24,805,664		9,323	24,814,987.26
Total Securities							283,417,904	278,808,695		450,728	279,259,422.58



Office of the State Treasurer
 Comparison of Actual Earnings to Estimated Earnings
 February 28, 2022

Fiscal Year to Date								
Asset Category	Revenues Actual	Revenues Estimate	Variance	Percent	Investable Base - Actual	Investable Base - Est.	Variance	Percent
Certificates of Deposit	78,567	133,333	-54,766	-41.07%	36,844,821	40,000,000	(3,155,179)	-7.89%
Foreign Bonds	627,112	933,333	-306,221	-32.81%	44,333,369	44,000,000	333,369	0.76%
Money Market Mutual Funds	63,844	133,333	-69,489	-52.12%	325,730,528	371,500,000	(45,769,472)	-12.32%
Municipal Bonds	186,450	283,333	-96,883	-34.19%	8,174,486	8,000,000	174,486	2.18%
State of OK Bonds	247,500	300,000	-52,500	-17.50%	30,000,000	30,000,000	0	0.00%
US Agency - MBS	22,352,155	22,216,666	135,489	0.61%	2,667,923,680	2,595,000,000	72,923,680	2.81%
US Agency Bonds	6,045,669	7,000,000	-954,331	-13.63%	2,885,402,988	2,965,000,000	(79,597,012)	-2.68%
US Treasury Bonds / Notes	15,764,135	15,666,667	97,468	0.62%	2,508,387,422	2,595,000,000	(86,612,578)	-3.34%
Total or Average	45,365,432	46,666,665	(1,301,233)	-2.79%	8,506,797,294	8,648,500,000	(141,702,706)	-1.64%

In February 2022, the Treasurer estimated earnings to the Board of Equalization for Fiscal Year 2022. The amount estimated was \$70,000,000. Year-to-date actual earnings are recorded on a cash basis of accounting.



Office of the State Treasurer
Comparison of Actual Earnings to Estimated Earnings
February 28, 2022

The following page presents market rates of return on the Securities portion of the General Account and the State's aggregated State Agency Accounts. These figures, which are dollar-weighted and time-weighted where appropriate, are calculated using the percentage change in market value (inclusive of accrued income) from the end of the prior month to the end of the reporting month.

To ensure the integrity of data, this information is provided by the Treasurer's custodian bank acting in its capacity as an external third party. As such, performance measurement is presently confined to those investments which are held with the custodian bank Northern Trust Company.

Benchmark data is also provided on the following page.



Office of the State Treasurer
Performance Comparison
February 28, 2022

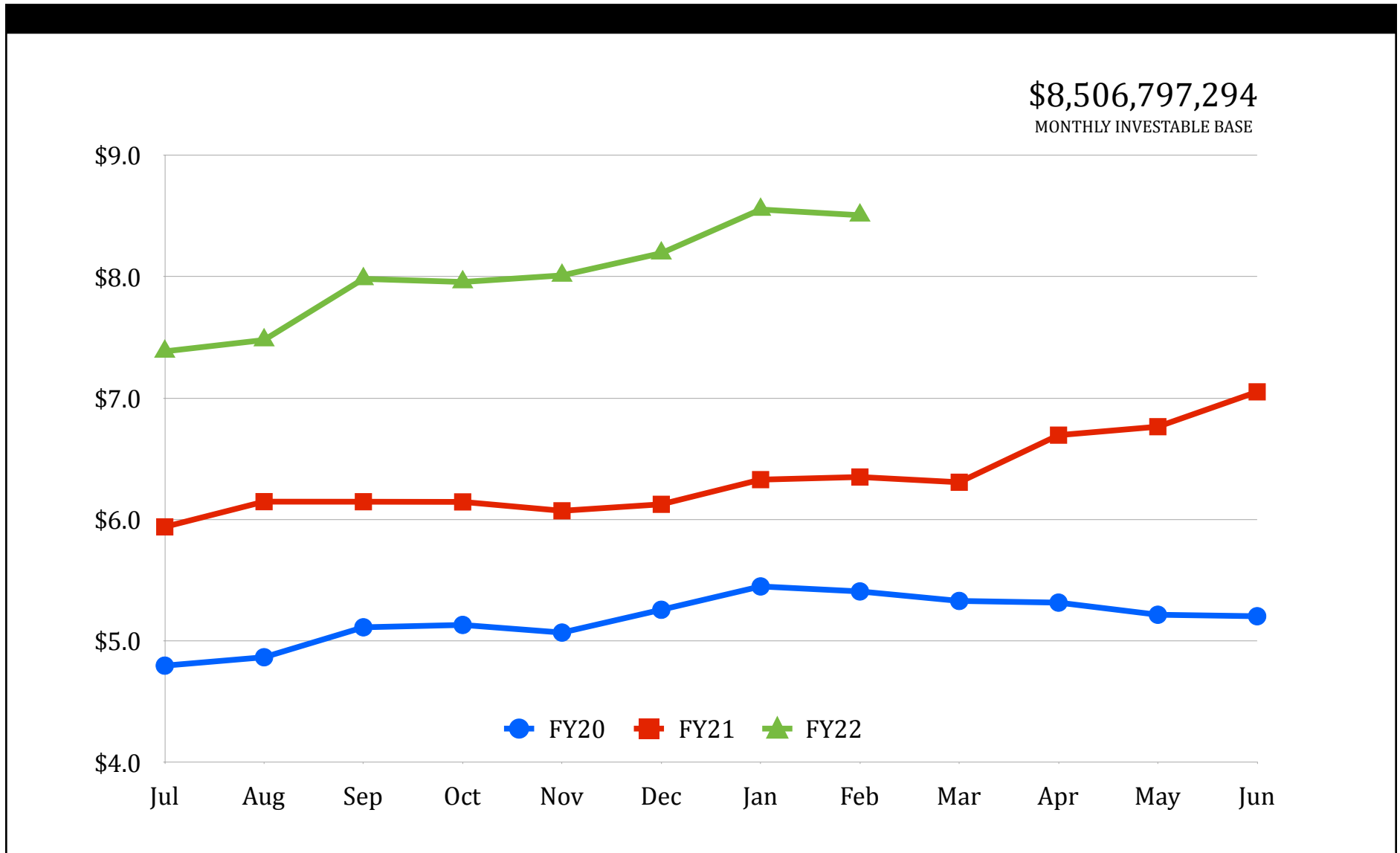
	Current Month	Fiscal Year-to-Date
Securities, General Revenue Account	-0.42%	-1.53%
Securities, Agency Directed Langston University	-1.99%	1.99%
Benchmark Merrill Lynch, US 1 Year T-Bill	-0.04%	-0.39%

Analysis by Northern Trust Company

Represents dollar-weighted and time-weighted rates of return



Office of the State Treasurer
General Revenue Fund, Investable Base (Billions)
February 28, 2022





Office of the State Treasurer
Banking, Custody, and other Fees
February 28, 2022

Depository Bank	Tax ID Number	City	State	Amount
BancFirst	73-1332918	OKC	Oklahoma	5,438
Federal Reserve Bank	44-0545874	Kansas City	Kansas	988
JP Morgan/Chase, Okla., NA	73-0777610	OKC	Oklahoma	32,913
Total				39,339

Money Market Mutual Funds
The State Treasurer participates in the following money market mutual funds. The funds managers are compensated for certain operating expenses by deducting a fee from the gross interest earnings.

Fund Manager	Tax ID	Annualized fee	Amount
Invesco	76-0574220	0.180%	23,282
JPMorgan Securities	23-2694160	0.180%	23,915
Goldman Sachs	06-1287410	0.110%	14,299
BOSC Inc	73-1275307	0.070%	9,100

Note: Pursuant to Oklahoma State Statute Title 62, Section 89.7, all known fees are to be reported. The money market mutual fund fees reported are shown at the contracted rate.

Securities Lending Program
The State Treasurer participates in a securities lending program with Northern Trust Company acting as lending agent. Northern Trust retains 20% of the revenues generated as compensation for services, their share for the month was \$11,358. Pursuant to Oklahoma State Statute Title 62 Section 90, the State Treasurer retains the first \$450,000 of security lending revenue in a revolving fund. These funds are used to pay custody and other banking fees. Any revenue not needed for this purpose is deposited to the General Fund.

Northern Trust Custody Fees
Pursuant to custodial contract with Northern Trust Company, custody fees are paid quarterly. Fees paid to Northern Trust Company for the first two quarters total to 22,500.



Randy McDaniel
Oklahoma State Treasurer

Agency-Directed Investments

February 2022

Treasurer's Mission Statement

The mission of the Office of the State Treasurer is to serve the people of Oklahoma by providing sound banking and investment services, reuniting individuals and businesses with their unclaimed property, and promoting economic opportunities in a fiscally responsible and efficient manner while adhering to the highest professional and ethical standards.



Office of the State Treasurer
 Agency Directed Investments
 February 28, 2022

Issuer	Face Amount/Shares	Market Value	Book Value	% of Portfolio
2020 CARES Act Funding				
AIM Invesco	17,590,163	17,590,163	17,590,163	0.56
JPMorgan	10,121,468	10,121,468	10,121,468	0.33
Goldman Sachs	3,416,854	3,416,854	3,416,854	0.11
Total, 2020 CARES Act Funding	31,128,485	31,128,485	31,128,485	1.00
ARPA Funding				
JPMorgan MM	435,201,706	435,201,706	435,201,706	0.47
US Agency Bonds	150,000,000	147,776,439	149,848,220	0.16
US Treasury	350,000,000	344,289,063	350,445,387	0.37
Total, ARPA Funding	935,201,706	927,267,208	935,495,313	1.00
Langston - Agency Directed				
Fundamental Investors Inc A	16,499	1,156,565	371,159	0.33
Investment Co of America A	16,849	809,069	371,249	0.33
Washington Mutual Fund A	17,405	997,802	371,270	0.34
Northern Trust - Agency Fund	1,565	1,565	1,565	0.00
Total / Average	52,318	2,965,001	1,115,243	1.00
Report Total	966,382,509	961,360,694	967,739,041	



Office of the State Treasurer
State Agency Directed by Broker
February 28, 2022

Broker	Tax ID	Purchases at Cost	Sales at Cost
No activity			



Office of the State Treasurer
State Agency Directed by Security Type
February 28, 2022

Broker	Tax ID	Purchases at Cost	Sales at Cost
No activity			



Office of the State Treasurer
 Assets Under Management
 February 28, 2022

Account	Class Funding	Agency	Interest Rate	Days to Maturity	Market Value
2109002	8090B	OMES- Risk Mgmt Revolving Fund ASA	0.9915	1	85,185,458
2118506	8185F	Corporation Commission	0.9915	1	20,915,506
2137001	8370A	OIFA	0.9915	1	34,672,763
2139101	8391A	Multiple Injury Trust Fund	0.9915	1	13,057,022
2141001	8410A	Commissioners of the Land Office	0.9915	1	79,294,038
2142001	8420A	Langston University	0.9915	1	18,989,282
2143500	79901	Oklahoma Lottery Commission	0.9915	1	11,598,909
2143501	8435A	Oklahoma Lottery Commission	0.9915	1	2,481,591
2147704	8477D	Oklahoma Bureau of Narcotics	0.9915	1	6,392,847
2151500	79901	OPERS	0.9915	1	2,844,727
2151501	8515A	OPERS	0.9915	1	554,772
2151502	8515B	OPERS	0.9915	1	7,122
2151503	8515C	OPERS	0.9915	1	90,309
2151504	8515D	OPERS	0.9915	1	2,613,595
2151505	8515E	OPERS	0.9915	1	37,481
2151506	8515F	OPERS	0.9915	1	16,733
2151507	8515G	OPERS	0.9915	1	2,487
2151508	8515H	OPERS	0.9915	1	476
2153001	8530A	Panhandle State University	0.9915	1	5,261,508
2155701	8557A	OK Police Pension	0.9915	1	41,495,497
2169502	8695B	Tax Commission	0.9915	1	401,335,488
2169505	8695E	Tax Commission	0.9915	1	128,742
2169520	8695T	Tax Commission	0.9915	1	408,038
2169521	8695U	Tax Commission	0.9915	1	70,177,203
2174007	8740G	State Treasurer	0.9915	1	477,933
2183006	8830F	DHS - CSED	0.9915	1	13,836,685
7200039	20000	Oklahoma Boll Weevil Eradication	0.9915	1	3,644,177
7200131	79901	Department of Corrections	0.9915	1	19,956,475
7200320	20000	Department of Wildlife	0.9915	1	5,556,481
7200359	20000	OERB	0.9915	1	20,338,650
7200370	20000	OIFA	0.9915	1	637,813
7200391	20000	Multiple Injury Trust Fund	0.9915	1	138,877
7200410	20000	Commissioners of the Land Office	0.9915	1	1,883,718
7200435	20000	Oklahoma Lottery Commission	0.9915	1	18,186,765
7200515	20000	OPERS	0.9915	1	8,593
7200588	20000	Real Estate Commission	0.9915	1	2,126,587
7200830	20000	Department of Human Services	0.9915	1	587,772
7201825	20100	University Hospitals Authority	0.9915	1	3,054,156
7205090	20500	OMES Risk Management Division/DSC	0.9915	1	44,029,627
7205131	79901	Department of Corrections	0.9915	1	921,365
7205204	20500	JM Davis Arms & Historical Museum	0.9915	1	10,080
7205320	20500	Department of Wildlife	0.9915	1	953,066

Interest rate is net of 1.25 bp management fee



Office of the State Treasurer
 Assets Under Management
 February 28, 2022

Account	Class Funding	Agency	Interest Rate	Days to Maturity	Market Value
7205359	20500	Sustaining OK Energy Resources	0.9915	1	6,553,483
7205435	20500	Oklahoma Lottery Commission	0.9915	1	135,128
7205515	20500	OPERS	0.9915	1	441,146
7205563	20500	OK Bd for Private Vocational Schools	0.9915	1	1,830
7205630	20500	Oklahoma Department of Securities	0.9915	1	952,347
7205807	20500	Oklahoma Health Care Authority	0.9915	1	2,027,561
7210270	21000	State Election Board	0.9915	1	3,361,895
7210320	21000	Department of Wildlife	0.9915	1	6,609,584
7210350	21000	Oklahoma Historical Society	0.9915	1	29
7210400	21000	Office of Juvenile Affairs	0.9915	1	8,426
7210410	21000	Commissioners of the Land Office	0.9915	1	132,557
7210515	21000	OPERS	0.9915	1	187,181
7210570	21000	State Board of Licensure for Professional Engineers & Lan	0.9915	1	370,761
7210588	21000	Real Estate Commission	0.9915	1	376,009
7215270	21500	State of Oklahoma Election Board - HAVA	0.9915	1	9,712,161
7215320	21500	Department of Wildlife	0.9915	1	3,971,049
7215566	21500	Tourism & Recreation Department	0.9915	1	1,626,368
7215585	21500	Department of Public Safety	0.9915	1	352,639
7215670	21500	JD McCarty Center	0.9915	1	949,377
7215825	215000	University Hospitals Authority	0.9915	1	1,624,122
7216805	21600	Department of Rehabilitation Services	0.9915	1	795,253
7220090	22000	OSF Building Project Fund	0.9915	1	0
7220570	22000	OSB of Licensure for Professional Engineers and Land Surv	0.9915	1	301,065
7220585	22000	Department of Public Safety	0.9915	1	3,988,598
7220830	22000	Department of Human Services	0.9915	1	9,874
7225040	22500	Department of Agriculture	0.9915	1	340,350
7225830	22500	Department of Human Services	0.9915	1	203,868
7230220	23000	Oklahoma Crime Victims Compensation	0.9915	1	744,355
7230345	23000	Department of Transportation	0.9915	1	6,025,747
7230695	23000	Tax Commission	0.9915	1	602,174
7230807	23000	Health Care Authority	0.9915	1	26,619
7235605	23500	Regents for Higher Education	0.9915	1	4,281,690
7240807	24000	Health Care Authority	0.9915	1	13,920,510
7240830	24000	Oklahoma Human Services	0.9915	1	16,501,705
7244090	24400	OMES Dept of Central Services	0.9915	1	1,499,457
7245807	24500	Health Care Authority	0.9915	1	20,274,988
7255090	25500	Department of Central Services	0.9915	1	1,216,977
7255585	25500	Oklahoma Dept of Public Safety	0.9915	1	22,546
7260090	26000	OMES Risk Management Division	0.9915	1	5,679,106
7265090	26500	OMES- Risk Mgmt	0.9915	1	213,809
7275740	27500	OST - SEED	0.9915	1	19,144
7280090	28000	OMES DCS Property Distribution	0.9915	1	672,509

Interest rate is net of 1.25 bp management fee



Office of the State Treasurer
 Assets Under Management
 February 28, 2022

Account	Class Funding	Agency	Interest Rate	Days to Maturity	Market Value
7280131	79901	Department of Corrections	0.9915	1	8,459,883
7280345	28000	Department of Transportation	0.9915	1	543,240
7285345	28500	Department of Transportation	0.9915	1	187,141,987
7295090	27000	Emergency & Transportation	0.9915	1	5,361,160
7296150	29600	University of Science & Arts	0.9915	1	42
7303000	30300	Tobacco Litigation Escrow Fund	0.9915	1	30,376
7360566	36000	Tourism & Recreation Department	0.9915	1	6,145,259
7401105	40100	OCIA - NACEA Construction Series 2018B	0.9915	1	219,222
7403292	40300	Oklahoma Department of Environmental Quality	0.9915	1	489,713
7405220	40500	District Attorneys Council	0.9915	1	4,600,921
7408105	40800	OCIA	0.9915	1	538,655
7409105	40900	OCIA - NACEA Revenue Series 2018B	0.9915	1	57
7411105	41100	OCIA - Capitol Repair Revenue Series 2018C	0.9915	1	435,793
7412105	41200	OCIA	0.9915	1	1,439
7415105	41500	OCIA - DOC Construction Series 2018D	0.9915	1	20,568,571
7416000	41600	OSF - Oil Overcharge	0.9915	1	295,189
7416105	41600	OCIA - DOC Revenue Series 2018D	0.9915	1	915
7416160	41600	Department of Commerce	0.9915	1	3,105,511
7419105	41900	OCIA	0.9915	1	2,401,583
7420105	42000	OCIA - Construction Series 2019A	0.9915	1	2,028,901
7424105	42400	OCIA - Revenue Series 2019A	0.9915	1	172
7426000	42600	OSF - Oil Overcharge	0.9915	1	2,466,455
7426160	42600	Department of Commerce	0.9915	1	15,070,105
7427105	42700	OCIA - Construction Series 2019B	0.9915	1	1,805,861
7428105	42800	OCIA Endowed Chairs Fund	0.9915	1	958,112
7430010	43000	Oklahoma State University	0.9915	1	2,282,918
7430011	43000	Oklahoma State University	0.9915	1	2,077,028
7430012	43000	Oklahoma State University	0.9915	1	1,736,716
7430013	43000	Oklahoma State University	0.9915	1	1,779,659
7430014	43000	Oklahoma State University	0.9915	1	1,750,319
7430015	43000	Oklahoma State University	0.9915	1	1,943,459
7430016	43000	Oklahoma State University	0.9915	1	247,188
7430100	43000	Cameron University	0.9915	1	1,120,453
7430420	43000	Langston University	0.9915	1	1,093,741
7430461	43000	Rogers State College	0.9915	1	1,727,424
7430505	43000	Northwestern Oklahoma State University	0.9915	1	325,850
7430530	60000	Panhandle State University	0.9915	1	14,478
7430665	43000	Southwestern Oklahoma State University	0.9915	1	1,420,642
7430760	43000	University of Oklahoma	0.9915	1	48,272,487
7430770	43000	OUHSC	0.9915	1	94,966,815
7430773	43000	Oklahoma State University	0.9915	1	1,827,710
7434105	43400	OCIA	0.9915	1	21,733

Interest rate is net of 1.25 bp management fee



Office of the State Treasurer
 Assets Under Management
 February 28, 2022

Account	Class Funding	Agency	Interest Rate	Days to Maturity	Market Value
7436000	43600	OSF - Oil Overcharge	0.9915	1	2,705
7436105	43600	OCIA	0.9915	1	224,794
7437105	43700	OCIA	0.9915	1	9,452,599
7438105	43800	OCIA	0.9915	1	377,890
7439105	43900	OCIA Series 2020A Rev Fund	0.9915	1	1,693
7442105	44200	OCIA	0.9915	1	1,291
7443105	44300	OCIA	0.9915	1	536,692
7444105	44400	OCIA 2017C Series	0.9915	1	49
7444835	44400	Water Resources Board	0.9915	1	7,945,780
7445105	44500	OCIA - 2017B Capitol Repair 2 Revenue	0.9915	1	800,370
7445835	44500	Water Resources Board	0.9915	1	4,030,405
7447105	44700	2017A Revenue Fund	0.9915	1	199
7450105	45000	OCIA Series 2020B	0.9915	1	948
7451105	45100	OCIA Series 2020B	0.9915	1	86,912,151
7452105	45200	OCIA Series 2020D	0.9915	1	91
7453105	45300	OCIA Series 2020D	0.9915	1	8,347,013
7454105	45400	OCIA Series 2020E	0.9915	1	324
7455105	45500	OCIA	0.9915	1	353,046
7455160	45500	Department of Commerce	0.9915	1	701,289
7456105	45600	OCIA Series 2020E	0.9915	1	15,060,556
7458105	45800	OCIA Series 2020C	0.9915	1	525
7459105	45900	OCIA Endowed Chairs 2021	0.9915	1	1,367,748
7460100	46000	Cameron University	0.9915	1	312,688
7464105	46400	OCIA	0.9915	1	1,624,281
7470010	47000	Oklahoma State University Capital Bond Project	0.9915	1	1,679,523
7471835	47100	Water Resources Board	0.9915	1	530,794
7472835	47200	Water Resources Board	0.9915	1	62,499,294
7473835	47300	Water Resources Board	0.9915	1	104,561,729
7475750	47500	Tulsa Community College	0.9915	1	6,069
7476760	47600	University of Oklahoma	0.9915	1	12,082,101
7479010	47900	Oklahoma State University Capital Bond Project	0.9915	1	7,585,522
7485010	48500	OKLAHOMA STATE UNIVERSITY	0.9915	1	96,667
7487010	48700	OKLAHOMA STATE UNIVERSITY	0.9915	1	14,978,860
7488105	48800	OCIA	0.9915	1	23,960
7490010	49000	Oklahoma State University	0.9915	1	48,339
7490013	49000	Oklahoma State University	0.9915	1	21,926
7490015	49000	Oklahoma State University	0.9915	1	1,401
7490270	49000	Oklahoma State Election Board	0.9915	1	18
7490760	49000	University of Oklahoma	0.9915	1	268,230
7490773	49000	Oklahoma State University	0.9915	1	56,750
7491220	49100	District Attorneys Council	0.9915	1	2,574,311
7511410	8410A	Commissioners of the Land Office	0.9915	1	869,758

Interest rate is net of 1.25 bp management fee



Office of the State Treasurer
 Assets Under Management
 February 28, 2022

Account	Class Funding	Agency	Interest Rate	Days to Maturity	Market Value
7512410	8410A	Commissioners of the Land Office	0.9915	1	3,727,040
7519410	8410A	Commissioners of the Land Office	0.9915	1	0
7600010	60000	Oklahoma State University	0.9915	1	4,322,034
7600120	60000	University of Central Oklahoma	0.9915	1	3,750,830
7600150	60000	University of Science & Arts	0.9915	1	369,246
7600230	60000	East Central University	0.9915	1	1,156,124
7600420	60000	Langston University	0.9915	1	907,302
7600485	60000	Northeastern State University	0.9915	1	2,346,194
7600490	60000	Northern Oklahoma College	0.9915	1	690,058
7600505	60000	Northwestern Oklahoma State University	0.9915	1	2,489,214
7600530	60000	Panhandle State University	0.9915	1	171,451
7600660	60000	Southeastern Oklahoma State University	0.9915	1	75,137
7600665	60000	Southwestern Oklahoma State University	0.9915	1	2,413,756
7600760	60000	University of Oklahoma	0.9915	1	5,096,755
7650010	65000	Oklahoma State University	0.9915	1	2,896,085
7650100	65000	Cameron University	0.9915	1	824,899
7650120	65000	University of Central Oklahoma	0.9915	1	1,968,062
7650150	65000	University of Science & Arts	0.9915	1	426,323
7650230	65000	East Central University	0.9915	1	888,120
7650420	65000	Langston University	0.9915	1	1,014,057
7650485	65000	Northeastern State University	0.9915	1	988,031
7650490	65000	Northern Oklahoma College	0.9915	1	2,163,319
7650505	65000	Northwestern Oklahoma State University	0.9915	1	872,307
7650530	65000	Panhandle State University	0.9915	1	82,847
7650660	65000	Southeastern Oklahoma State University	0.9915	1	54,452
7650665	65000	Southwestern Oklahoma State University	0.9915	1	706,137
7650760	65000	University of Oklahoma	0.9915	1	3,432,140
7700040	70000	Department of Agriculture	0.9915	1	11,124,929
7700041	70000	Western Oklahoma State College	0.9915	1	107,924
7700131	79901	Department of Corrections	0.9915	1	28,053,729
7700240	70000	Eastern Oklahoma State College	0.9915	1	2,628,976
7700340	40000	State Health Department	0.9915	1	392,932
7700461	70000	Rogers State College	0.9915	1	9,314,065
7700490	70000	Northern Oklahoma College	0.9915	1	5,748,372
7700606	70000	Ardmore Higher Education Center	0.9915	1	59
7700633	70000	Oklahoma City Community College	0.9915	1	10,335,342
7700660	70000	Southeastern Oklahoma State University	0.9915	1	8,536,821
7700760	70000	University of Oklahoma	0.9915	1	114,115,654
7700830	70000	Department of Human Services	0.9915	1	1,070,739
7701010	70100	Oklahoma State University	0.9915	1	7,104,786
7701150	70100	University of Science & Arts	0.9915	1	5,049,933
7701165	70100	Connors State College	0.9915	1	865,237

Interest rate is net of 1.25 bp management fee



Office of the State Treasurer
 Assets Under Management
 February 28, 2022

Account	Class Funding	Agency	Interest Rate	Days to Maturity	Market Value
7701400	70100	Office of Juvenile Affairs	0.9915	1	4,678
7701480	70100	Northeastern Oklahoma A&M College	0.9915	1	465,582
7701530	70100	Panhandle State University	0.9915	1	113,689
7701605	70100	Regents for Higher Education	0.9915	1	33,486,744
7701650	70100	Department of Veteran Affairs	0.9915	1	1,659,383
7701770	70100	OUHSC	0.9915	1	411,806,615
7701805	70100	Department of Rehabilitation Services	0.9915	1	166,551
7701865	70100	OK Workers' Comp Commission	0.9915	1	5,607,107
7702120	70200	University of Central Oklahoma	0.9915	1	16,486,954
7702650	70200	Department of Veteran Affairs	0.9915	1	1,434,584
7703650	70300	Department of Veteran Affairs	0.9915	1	2,098,128
7704120	70400	University of Central Oklahoma	0.9915	1	477,983
7704650	70400	Department of Veteran Affairs	0.9915	1	1,571,109
7704865	70400	OK Workers' Comp Commission	0.9915	1	45,761
7705505	70500	Northwestern Oklahoma State University	0.9915	1	1,710,932
7705650	70500	Department of Veteran Affairs	0.9915	1	1,556,187
7705675	70500	Self Insurance Guaranty Fund	0.9915	1	2,290,932
7705865	70500	OK Workers' Comp Commission	0.9915	1	43,265
7706452	70600	Community Mental Health Center Rep Payee Account	0.9915	1	8,501
7706650	70600	Department of Veteran Affairs	0.9915	1	657,926
7706750	70600	Tulsa Community College	0.9915	1	4,768,290
7706865	70600	OK Workers' Comp Commission	0.9915	1	177,705
7707452	70700	Central Oklahoma CMHC Rep Payee Account	0.9915	1	8,661
7707585	70700	Department of Public Safety	0.9915	1	4,305,902
7707605	70700	Regents for Higher Education	0.9915	1	162,209,020
7707650	70700	Department of Veteran Affairs	0.9915	1	903,291
7707865	70700	OK Workers' Comp Commission	0.9915	1	244,688
7708108	70800	Carl Albert State College	0.9915	1	5,723,211
7708605	70800	Regents for Higher Education	0.9915	1	161
7709605	70900	Regents for Higher Education	0.9915	1	3,845,701
7710350	71000	Oklahoma Historical Society	0.9915	1	1,306,554
7710452	71000	Oklahoma Department of Mental Health	0.9915	1	1,547,231
7710605	71000	Regents for Higher Education	0.9915	1	2,661,260
7711185	8740G	Corporation Commission	0.9915	1	64,462,286
7711420	71100	Langston University	0.9915	1	215,661
7711452	71100	Griffin Memorial Hospital Rep Payee	0.9915	1	79,508
7711605	71100	Regents for Higher Education	0.9915	1	764,307
7712605	71200	Regents for Higher Education	0.9915	1	134,461
7713605	71300	Regents for Higher Education	0.9915	1	2,938,406
7714605	71400	Regents for Higher Education	0.9915	1	15,284,596
7715605	71500	Regents for Higher Education	0.9915	1	1,695,473
7718605	71800	Regents for Higher Education	0.9915	1	12,495,734

Interest rate is net of 1.25 bp management fee



Office of the State Treasurer
 Assets Under Management
 February 28, 2022

Account	Class Funding	Agency	Interest Rate	Days to Maturity	Market Value
7719605	71900	Regents for Higher Education	0.9915	1	39,225
7723623	72300	Seminole State College	0.9915	1	1,015,999
7725100	72500	Cameron University	0.9915	1	2,176,506
7730230	73000	East Central University	0.9915	1	7,611,743
7730830	73000	Department of Human Services	0.9915	1	258,101
7740605	74000	Regents for Higher Education	0.9915	1	5,518,435
7741241	74100	Redlands Community College	0.9915	1	2,593,961
7745605	74500	Regents for Higher Education	0.9915	1	650,614
7747470	74700	Murray State College	0.9915	1	4,758,886
7750350	75000	Oklahoma Historical Society	0.9915	1	557,580
7750531	75000	Rose State College	0.9915	1	10,558,000
7751485	75100	Northeastern State University	0.9915	1	16,524,136
7752485	75200	Northeastern State University	0.9915	1	3,058,889
7765665	76500	Southwestern Oklahoma State University	0.9915	1	2,577,658
7790041	79000	Western Oklahoma State College	0.9915	1	12,620
7790470	79000	Murray State College	0.9915	1	1,958
7790490	79000	Northern Oklahoma College	0.9915	1	1,450
7805370	80500	OIFA	0.9915	1	108
7847740	84700	OSF Building Project Fund	0.9915	1	7,717
7851740	85100	OCIA	0.9915	1	8,899,203
7853740	85300	Oklahoma 2010b GO Sinking Fund	0.9915	1	16,511
7854740	85400	OCIA Endowed Chair Fund 2010	0.9915	1	5,387,197
7862740	86200	OCIA 2013	0.9915	1	1,445,212
7910467	91000	OSF Escrow Fund	0.9915	1	184,581
7920605	92000	Regents for Higher Education	0.9915	1	45,636,462
State Agency, Investable Base					2,961,464,374
State of Oklahoma, Investable Base					8,506,797,294
Assets Under Management					11,468,261,667