



Randy McDaniel
Oklahoma State Treasurer

Treasurer's Investments

April 2022

Treasurer's Mission Statement

The mission of the Office of the State Treasurer is to serve the people of Oklahoma by providing sound banking and investment services, reuniting individuals and businesses with their unclaimed property, and promoting economic opportunities in a fiscally responsible and efficient manner while adhering to the highest professional and ethical standards.



OKLAHOMA STATE TREASURER RANDY McDANIEL

To the People of Oklahoma:

The Office of the State Treasurer is pleased to issue the April monthly investment performance report. I trust you will find it thorough, upholding my commitment to provide disclosure of the economic environment and portfolio results. As always, my staff and I are available to answer any questions.

Market Conditions

The treasury curve moved up in all maturities with continued inflation increasing investment returns. The yield on the benchmark 10-year treasury rose 0.60% from the beginning of April and ended the month at 2.94%. The 2-year was reported at 2.72% and the 30-year was at 3.0%.

Stocks retreated and volatility was rampant in the equity markets. Investors were worried about the Federal Reserve increasing interest rates, rising inflation and the trajectory of the economy. All three indexes ended the month in negative territory with the S&P at -8.8%, the Dow Jones at -4.9% and the Nasdaq losing 13.2%. On an annualized basis the S&P was down -13.1%, the Dow -9.2% and the Nasdaq -21.1%.

The minutes from the Federal Reserve's meeting held the previous month reflected concerns in regard to Russia's invasion of Ukraine, which attributed to the decision to raise interest rates by 0.25% instead of 0.50%. The next meeting by the central bank will occur on May 3-4. The Wall Street Journal said the minutes "revealed for the first time how officials expect to shrink their asset holdings much faster than they did last decade, which would serve as another key tool for tightening monetary policy. Officials neared agreement on a plan that, after a roughly three-month ramp-up, would allow up to \$95 billion in securities to mature every month without being replaced." It is anticipated the Fed will raise rates by 0.50% at their next meeting.

Economic Developments

The non-farm payroll number came in lower than expected at 431,000, but revisions to prior months reflected stronger over-all gains for the quarter. January's payroll number was upwardly revised by 23,000 to 504,000 and February was increased to 750,000 from 678,000. The unemployment rate dropped from 3.8% to 3.6%. CNBC said "Average hourly earnings, a closely watched inflation metric, increased 0.4% on the month, in line with expectations. On a 12-month basis, pay rose nearly 5.6%, just above the estimate. The average work week, which figures into productivity, edged down by 0.1 hour to 34.6 hours." Job gains were led by 112,000 in the leisure and hospitality sector, 102,000 in professional and business services, 49,000 in retail and 38,000 in manufacturing.

The consumer price index (CPI) and the producer price index (PPI) both increased in March on a seasonally adjusted basis by 1.2% and 1.4%, respectively. In February, the CPI gained 0.8% and the PPI increased by 0.9%. The PPI rose 11.2% year-over-year which reflected the largest increase since 12-month data was first calculated in November 2010, according to the Bureau of Labor Statistics (BLS). The cost of gasoline, shelter, and food were attributed to the increases in the CPI. The BLS reported the "gasoline index rose 18.3 percent in March and accounted for over half of the all-items monthly increase; other energy component indexes also increased. The food index rose 1.0 percent and the food at home index rose 1.5%."

Retail sales in March were positive, for the third straight month, coming in at 0.5% in comparison to 0.3% for the previous month. The Wall Street Journal reported that "Gasoline sales jumped 8.9% in March over the previous month

after Russia's invasion of Ukraine triggered higher oil and gasoline prices. Excluding gasoline sales, retail sales fell by 0.3%." Several industries reflected sales gains such as a 5.4% increase in general merchandise stores, 2.6% increase in clothing stores and a 1% increase in restaurant sales. Online sales dropped by 6.4% and car sales declined by 1.9% as vehicle shortages continued.

Home prices and mortgage rates both rose during the month, negatively affecting home sales. The National Association of Realtors (NAR) reported that existing-home sales declined 2.7% in March and dropped 4.5% on a year-over-year basis. The median existing-home price rose 15% year-over-year to \$375,300 which reflected a record high going back to 1999. NAR is expecting homes sales volume to revert to pre-pandemic levels, projecting a 10% sales decline in 2022 in comparison to the previous year. Freddie Mac said the average 30-year fixed-rate mortgage reached over 5%, its highest level since early 2011, in comparison to fifteen months ago when rates were at all-time lows.

The real gross domestic product (GDP) decreased at an annual rate of 1.4% in the first quarter of 2022 as reported by the Bureau of Economic Analysis. The previous quarter the GDP reflected an increase of 6.9%. "Among the factors dragging down the economy at the beginning of 2022 were a reduction in retailers' inventory purchases and a growing gap between U.S. exports and imports. The country's trade deficit for goods – the difference between incoming and outgoing products – widened to a record high in March," according to The Washington Post.

Portfolio Commentary: Performance, Diversification, and Strategy

The State Treasurer's portfolio yielded 1.11% in April with a weighted average maturity of 995 days. The total assets under management were \$12.5 billion, in comparison to \$9.9 billion a year ago. The portfolio's diversification strategy continues to be sound. U.S. government sponsored enterprises accounted for approximately 30% of the portfolio and mortgage-backed securities were 28%. U.S. treasuries represented 33% of assets, money market mutual funds were 7% and certificates of deposit were 1%. State bond issues, foreign bonds and municipals totaled 1% and comprised the balance of funds invested. In keeping with the state's statutory investment objectives, the portfolio strategy continues to seek safety, liquidity and return on investment, in that order. Laddered bond maturities and a buy-and-hold strategy were utilized. Market observation for investment opportunities were considered to maximize income within investment parameters and consideration of rising interest rates.

Collateralization

All funds under the control of this office requiring collateralization were secured at rates ranging from 100% to 110%, depending on the type of investment.

Payments, Fees, and Commissions

Securities were purchased or sold utilizing competitive bidding. Bank fees and money market mutual fund operating expenses are detailed in the attached pages, as is the earnings split between the State Treasurer and the master custodian bank on securities lending income.

Total Funds Invested

Funds available for investment, at market value, include the State Treasurer's investments at \$9,042,666,241 and State Agency balances in OK Invest at \$3,093,784,788 for a total of \$12,136,451,029.

Best regards,

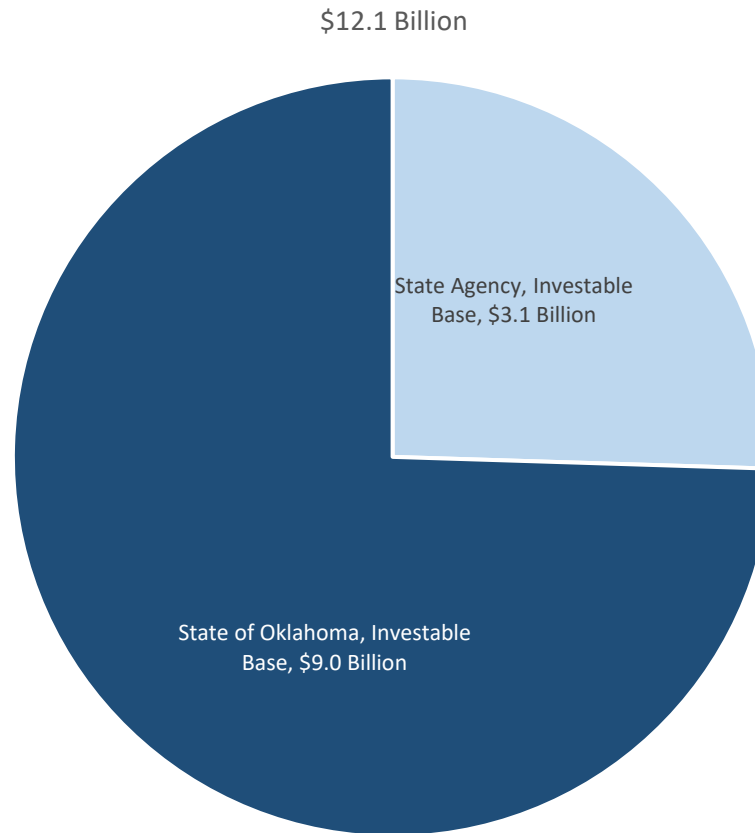


RANDY MCDANIEL
STATE TREASURER

cc: The Honorable Kevin Stitt, Governor
The Honorable Greg Treat, President Pro Tempore
The Honorable Charles McCall, Speaker of the House
The Honorable John O'Connor, Attorney General
The Honorable Cindy Byrd, State Auditor and Inspector



Office of the State Treasurer
Distribution of Assets Under Management
April 30, 2022





Office of the State Treasurer
Portfolio Composition
April 30, 2022

Asset Category	Face Amount/ Shares	Market Value	Book Value	% of Portfolio	YTM @ Cost	Weighted Average Maturity
Certificate of Deposit	46,524,000	46,524,000	46,524,000	0.4	0.51%	39
Foreign Bonds	50,000,000	49,661,572	50,000,000	0.4	1.76%	283
Money Market - Mutual Funds	879,601,776	879,601,776	879,601,776	7.0	0.31%	1
Municipal Bonds	11,000,000	10,992,618	11,000,000	0.1	1.70%	350
State Bond Issues	30,000,000	30,000,000	30,000,000	0.2	1.65%	1,616
US Agency - MBS	3,536,444,129	3,363,701,197	3,593,393,600	28.6	1.88%	2,061
US Agency Bonds	3,796,425,000	3,713,867,282	3,823,651,751	30.4	0.35%	517
US Treasury Bonds / Notes	4,175,000,000	4,042,102,584	4,146,290,779	32.9	1.32%	738
Total / Average	12,524,994,905	12,136,451,029	12,580,461,906	100.0	1.11%	995

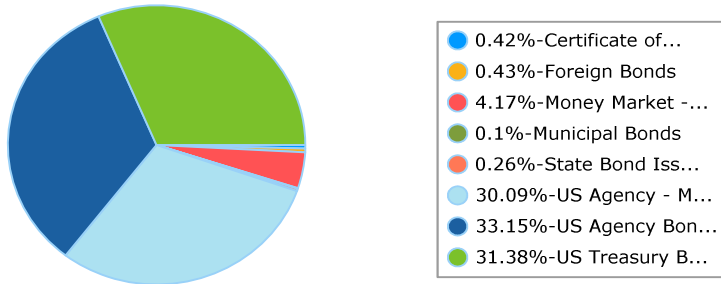


Office of the State Treasurer
 Distribution by Asset Category - Market Value
 Report Group: Monthly Investment Report

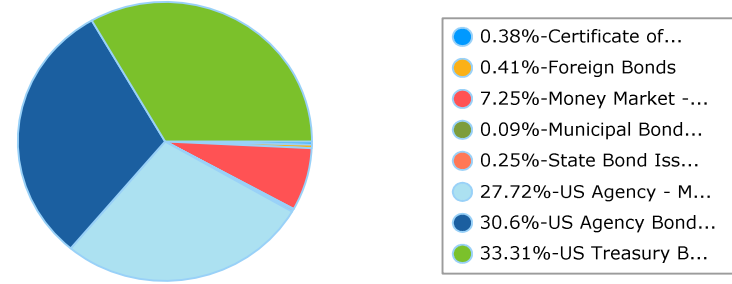
Begin Date: 3/31/2022, End Date: 4/30/2022

Asset Category	Market Value 3/31/2022	% of Portfolio 3/31/2022	Market Value 4/30/2022	% of Portfolio 4/30/2022
Certificate of Deposit	47,619,000	0.4	46,524,000	0.4
Foreign Bonds	49,816,962	0.3	49,661,572	0.4
Money Market - Mutual Funds	478,699,731	4.2	879,601,776	7.2
Municipal Bonds	11,006,652	0.1	10,992,618	0.1
State Bond Issues	30,000,000	0.3	30,000,000	0.2
US Agency - MBS	3,451,758,310	30.1	3,363,701,197	27.7
US Agency Bonds	3,803,310,451	33.2	3,713,867,282	30.7
US Treasury Bonds / Notes	3,599,937,481	31.4	4,042,102,584	33.3
Total / Average	11,472,148,587	100.0	12,136,451,029	100.0

Portfolio Holdings as of 3/31/2022



Portfolio Holdings as of 4/30/2022

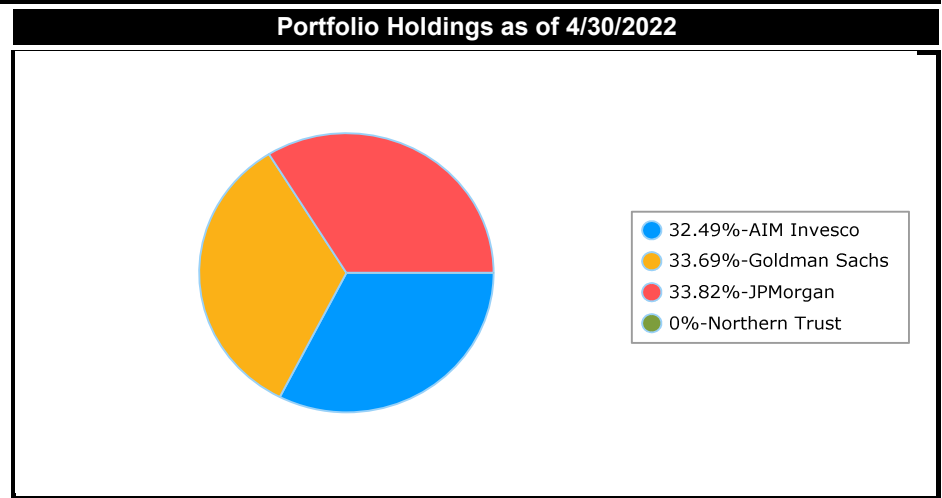
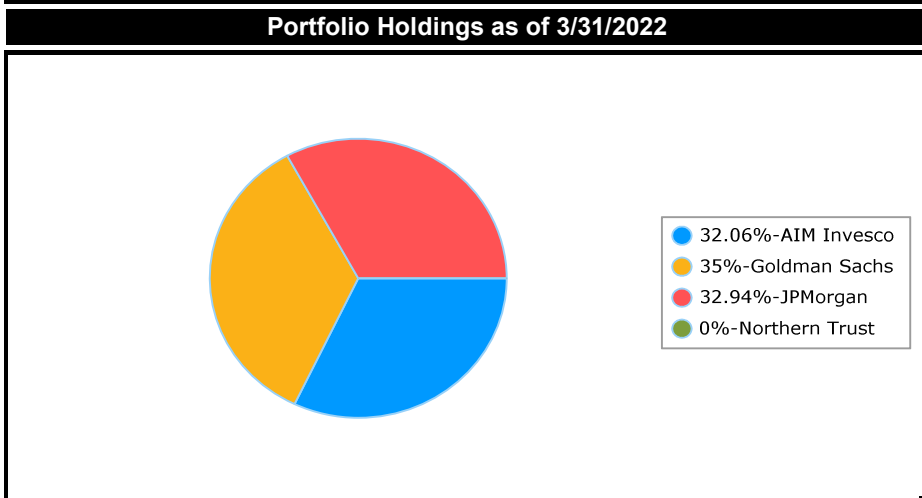




Office of the State Treasurer
 Distribution by Issuer - Market Value
 Report Group: Money Market*

Begin Date: 3/31/2022, End Date: 4/30/2022

Issuer Allocation				
Issuer	Market Value 3/31/2022	% of Portfolio 3/31/2022	Market Value 4/30/2022	% of Portfolio 4/30/2022
AIM Invesco	153,465,237	32.1	285,758,497	32.5
Goldman Sachs	167,528,654	35.0	296,315,498	33.7
JPMorgan	157,702,284	32.9	297,523,689	33.8
Northern Trust	3,556	0.0	4,092	0.0
Total / Average	478,699,731	100.0	879,601,776	100.0

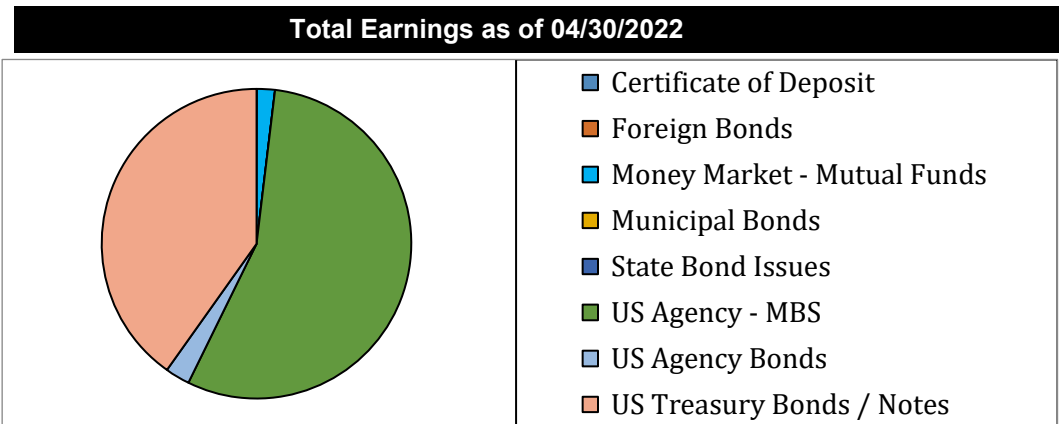


*Money market balances exclude funds from the Coronavirus Aid, Relief and Economic Security (CARES) Act and the American Rescue Plan Act (ARPA).



Office of the State Treasurer
 Earnings by Asset Category
 April 30, 2022

Asset Category	YTM @ Cost	Interest Earned Net of Amortization/ Accretion	Realized Gain/Loss	Total Earnings
Certificate of Deposit	0.51%	1,978	-	1,978
Foreign Bonds	1.76%	-	-	-
Money Market - Mutual Funds	0.31%	167,158	-	167,158
Municipal Bonds	1.70%	-	-	-
State Bond Issues	1.65%	-	-	-
US Agency - MBS	1.88%	4,922,286	-	4,922,286
US Agency Bonds	0.35%	230,226	-	230,226
US Treasury Bonds / Notes	1.32%	3,574,201	-	3,574,201
Link Deposit (not active)		-	-	-
Total or Average	1.11%	8,895,849	-	8,895,849





Office of the State Treasurer
Investment Activity
April 30, 2022

Description	CUSIP	Broker/ Dealer	Trade Date	Settlement Date	YTM @ Cost	Par	Principal	Price	Interest	Total
Buy										
GNMA MBS 2 1/20/2037	36179WUW6	BNY Mellon Capital Markets	4/26/2022	4/27/2022	3.201	55,710,409	52,646,336	94.500	80,471	52,726,807
GNMA MBS 2 4/20/2037	36179WZ27	UMB Bank	4/26/2022	4/27/2022	3.247	18,750,626	17,654,886	94.156	27,084	17,681,971
GNMA MBS 2.5 4/20/2037	36179WZ35	Bank of Oklahoma	4/26/2022	4/27/2022	3.272	20,577,241	19,840,962	96.422	37,153	19,878,115
T-Note 2.125 7/31/2024	9128282N9	TD Securities	4/19/2022	4/20/2022	2.641	25,000,000	24,715,820	98.863	115,936	24,831,756
T-Note 1.875 8/31/2024	9128282U3	Hilltop	4/27/2022	4/28/2022	2.609	25,000,000	24,585,938	98.344	75,153	24,661,090
T-Note 2.625 3/31/2025	9128284F4	UMB Bank	4/21/2022	4/22/2022	2.874	25,000,000	24,825,500	99.302	39,447	24,864,947
T-Note 2.75 8/31/2025	9128284Z0	Hilltop	4/20/2022	4/21/2022	2.835	25,000,000	24,931,641	99.727	97,147	25,028,787
T-Note 2.625 12/31/2025	9128285T3	UMB Bank	4/28/2022	4/29/2022	2.864	50,000,000	49,585,000	99.170	431,457	50,016,457
T-Note 2.625 12/31/2025	9128285T3	UMB Bank	4/27/2022	4/28/2022	2.755	50,000,000	49,774,000	99.548	427,831	50,201,831
T-Note 2.625 12/31/2025	9128285T3	UMB Bank	4/25/2022	4/26/2022	2.771	25,000,000	24,872,500	99.490	210,290	25,082,790
T-Note 2 8/15/2025	912828K74	Hilltop	4/25/2022	4/26/2022	2.761	25,000,000	24,402,344	97.609	96,685	24,499,029
T-Note 2 8/15/2025	912828K74	Bank of Oklahoma	4/21/2022	4/22/2022	2.926	25,000,000	24,272,750	97.091	91,160	24,363,910
T-Note 2.25 11/15/2025	912828M56	Bank of Oklahoma	4/27/2022	4/28/2022	2.753	50,000,000	49,155,000	98.310	509,669	49,664,669
T-Note 2.25 11/15/2025	912828M56	Bank of America - Merrill Lynch	4/25/2022	4/26/2022	2.761	25,000,000	24,570,313	98.281	251,727	24,822,039
T-Note 2.25 11/15/2025	912828M56	Hilltop	4/20/2022	4/21/2022	2.860	25,000,000	24,486,328	97.945	243,957	24,730,285
T-Note 2.125 3/31/2024	912828W71	Hilltop	4/21/2022	4/22/2022	2.663	25,000,000	24,747,070	98.988	31,933	24,779,003
T-Note 2.125 5/15/2025	912828XB1	Hilltop	4/28/2022	4/29/2022	2.831	25,000,000	24,488,250	97.953	242,144	24,730,394
T-Note 2 5/31/2024	912828XT2	Bank of America - Merrill Lynch	4/19/2022	4/20/2022	2.569	25,000,000	24,708,984	98.836	193,681	24,902,666
T-Note 2 6/30/2024	912828XX3	Bank of Oklahoma	4/19/2022	4/20/2022	2.613	25,000,000	24,674,250	98.697	151,934	24,826,184
T-Note 2.75 6/30/2025	912828XZ8	Bank of Oklahoma	4/28/2022	4/29/2022	2.837	25,000,000	24,934,082	99.736	226,001	25,160,083
T-Note 2.875 7/31/2025	912828Y79	Hilltop	4/20/2022	4/21/2022	2.825	25,000,000	25,038,086	100.152	158,840	25,196,926
T-Note 1.5 9/30/2024	912828YH7	Hilltop	4/27/2022	4/28/2022	2.632	25,000,000	24,339,844	97.359	28,689	24,368,532
T-Note 0.25 10/31/2025	91282CAT8	UMB Bank	4/28/2022	4/29/2022	2.858	50,000,000	45,682,500	91.365	62,155	45,744,655
						695,038,276	678,932,383		3,830,543	682,762,927
Sell										
T-Note 1.75 5/31/2022	912828XR6	Bank of Oklahoma	4/13/2022	4/14/2022	0.000	25,000,000	25,038,574	0	162,260	25,200,834
T-Note 1.75 5/31/2022	912828XR6	Bank of Oklahoma	4/13/2022	4/14/2022	0.000	25,000,000	25,038,574	0	162,260	25,200,834
						50,000,000	50,077,148		324,519	50,401,668
Matured										
FNMA 1.875 4/5/2022	3135G0T45	TD Securities	4/5/2022	4/5/2022	0.000	25,000,000	25,000,000	0	0	25,000,000
FNMA 1.875 4/5/2022	3135G0T45	Morgan Stanley	4/5/2022	4/5/2022	0.000	25,000,000	25,000,000	0	0	25,000,000
FNMA 2.25 4/12/2022	3135G0V59	Wells Fargo	4/12/2022	4/12/2022	0.000	25,000,000	25,000,000	0	0	25,000,000
T-Note 2.25 4/15/2022	9128286M7	Country Club Bank	4/15/2022	4/15/2022	0.000	25,000,000	25,000,000	0	0	25,000,000
T-Note 2.25 4/15/2022	9128286M7	Country Club Bank	4/15/2022	4/15/2022	0.000	25,000,000	25,000,000	0	0	25,000,000
T-Note 1.75 4/30/2022	912828WZ9	UMB Bank	4/30/2022	4/30/2022	0.000	25,000,000	25,000,000	0	0	25,000,000
						150,000,000	150,000,000		0	150,000,000
Net Change in Investments						495,038,276	478,855,235		3,506,024	482,361,259



Office of the State Treasurer
Transactions by Security Type

April 30, 2022

Description	CUSIP	Action	Settlement Date	Maturity Date	YTM @ Cost	Par	Principal	Price	Interest	Total
US Agency Bonds										
						0	0		0	0
US Agency - Mortgage Backed Securities										
GNMA MBS 2 1/20/2037	36179WUW6	Buy	4/27/2022	1/20/2037	3.201	55,710,409	52,646,336	94.500	80,471	52,726,807
GNMA MBS 2 4/20/2037	36179WZ27	Buy	4/27/2022	4/20/2037	3.247	18,750,626	17,654,886	94.156	27,084	17,681,971
GNMA MBS 2.5 4/20/2037	36179WZ35	Buy	4/27/2022	4/20/2037	3.272	20,577,241	19,840,962	96.422	37,153	19,878,115
						95,038,276	90,142,184		144,708	90,286,892
US Treasury Bonds and Notes										
T-Note 2.125 7/31/2024	9128282N9	Buy	4/20/2022	7/31/2024	2.641	25,000,000	24,715,820	98.863	115,936	24,831,756
T-Note 1.875 8/31/2024	9128282U3	Buy	4/28/2022	8/31/2024	2.609	25,000,000	24,585,938	98.344	75,153	24,661,090
T-Note 2.625 3/31/2025	9128284F4	Buy	4/22/2022	3/31/2025	2.874	25,000,000	24,825,500	99.302	39,447	24,864,947
T-Note 2.75 8/31/2025	9128284Z0	Buy	4/21/2022	8/31/2025	2.835	25,000,000	24,931,641	99.727	97,147	25,028,787
T-Note 2.625 12/31/2025	9128285T3	Buy	4/29/2022	12/31/2025	2.864	50,000,000	49,585,000	99.170	431,457	50,016,457
T-Note 2.625 12/31/2025	9128285T3	Buy	4/28/2022	12/31/2025	2.755	50,000,000	49,774,000	99.548	427,831	50,201,831
T-Note 2.625 12/31/2025	9128285T3	Buy	4/26/2022	12/31/2025	2.771	25,000,000	24,872,500	99.490	210,290	25,082,790
T-Note 2 8/15/2025	912828K74	Buy	4/26/2022	8/15/2025	2.761	25,000,000	24,402,344	97.609	96,685	24,499,029
T-Note 2 8/15/2025	912828K74	Buy	4/22/2022	8/15/2025	2.926	25,000,000	24,272,750	97.091	91,160	24,363,910
T-Note 2.25 11/15/2025	912828M56	Buy	4/28/2022	11/15/2025	2.753	50,000,000	49,155,000	98.310	509,669	49,664,669
T-Note 2.25 11/15/2025	912828M56	Buy	4/26/2022	11/15/2025	2.761	25,000,000	24,570,313	98.281	251,727	24,822,039
T-Note 2.25 11/15/2025	912828M56	Buy	4/21/2022	11/15/2025	2.860	25,000,000	24,486,328	97.945	243,957	24,730,285
T-Note 2.125 3/31/2024	912828W71	Buy	4/22/2022	3/31/2024	2.663	25,000,000	24,747,070	98.988	31,933	24,779,003
T-Note 2.125 5/15/2025	912828XB1	Buy	4/29/2022	5/15/2025	2.831	25,000,000	24,488,250	97.953	242,144	24,730,394
T-Note 2 5/31/2024	912828XT2	Buy	4/20/2022	5/31/2024	2.569	25,000,000	24,708,984	98.836	193,681	24,902,666
T-Note 2 6/30/2024	912828XX3	Buy	4/20/2022	6/30/2024	2.613	25,000,000	24,674,250	98.697	151,934	24,826,184
T-Note 2.75 6/30/2025	912828XZ8	Buy	4/29/2022	6/30/2025	2.837	25,000,000	24,934,082	99.736	226,001	25,160,083
T-Note 2.875 7/31/2025	912828Y79	Buy	4/21/2022	7/31/2025	2.825	25,000,000	25,038,086	100.152	158,840	25,196,926
T-Note 1.5 9/30/2024	912828YH7	Buy	4/28/2022	9/30/2024	2.632	25,000,000	24,339,844	97.359	28,689	24,368,532
T-Note 0.25 10/31/2025	91282CAT8	Buy	4/29/2022	10/31/2025	2.858	50,000,000	45,682,500	91.365	62,155	45,744,655
						600,000,000	588,790,199		3,685,835	592,476,034
Certificates of Deposits										
							1,350,000			
Total										680,282,383



Office of the State Treasurer
Transactions by Broker
April 30, 2022

Description	CUSIP	Action	Asset Category	Settlement Date	Maturity Date	YTM @ Cost	Par	Principal	Price	Interest	Total
Bank of America - Merrill Lynch											
T-Note 2 5/31/2024	912828XT2	Buy	US Treasury Bonds / Notes	4/20/2022	5/31/2024	2.569	25,000,000	24,708,984	98.836	193,681	24,902,665.70
T-Note 2.25 11/15/2025	912828M56	Buy	US Treasury Bonds / Notes	4/26/2022	11/15/2025	2.761	25,000,000	24,570,313	98.281	251,727	24,822,039.02
							50,000,000	49,279,297		445,408	49,724,704.72
Bank of Oklahoma											
GNMA MBS 2.5 4/20/2037	36179WZ35	Buy	US Agency - MBS	4/27/2022	4/20/2037	3.272	20,577,241	19,840,962	96.422	37,153	19,878,114.95
T-Note 2 6/30/2024	912828XX3	Buy	US Treasury Bonds / Notes	4/20/2022	6/30/2024	2.613	25,000,000	24,674,250	98.697	151,934	24,826,183.70
T-Note 2 8/15/2025	912828K74	Buy	US Treasury Bonds / Notes	4/22/2022	8/15/2025	2.926	25,000,000	24,272,750	97.091	91,160	24,363,910.22
T-Note 2.25 11/15/2025	912828M56	Buy	US Treasury Bonds / Notes	4/28/2022	11/15/2025	2.753	50,000,000	49,155,000	98.310	509,669	49,664,668.51
T-Note 2.75 6/30/2025	912828XZ8	Buy	US Treasury Bonds / Notes	4/29/2022	6/30/2025	2.837	25,000,000	24,934,082	99.736	226,001	25,160,083.41
							145,577,241	142,877,044		1,015,917	143,892,960.79
BNY Mellon Capital Markets											
GNMA MBS 2 1/20/2037	36179WUW6	Buy	US Agency - MBS	4/27/2022	1/20/2037	3.201	55,710,409	52,646,336	94.500	80,471	52,726,806.75
							55,710,409	52,646,336		80,471	52,726,806.75
TD Securities											
T-Note 2.125 7/31/2024	912828N9	Buy	US Treasury Bonds / Notes	4/20/2022	7/31/2024	2.641	25,000,000	24,715,820	98.863	115,936	24,831,756.08
							25,000,000	24,715,820		115,936	24,831,756.08
Hilltop											
T-Note 1.5 9/30/2024	912828YH7	Buy	US Treasury Bonds / Notes	4/28/2022	9/30/2024	2.632	25,000,000	24,339,844	97.359	28,689	24,368,532.27
T-Note 1.875 8/31/2024	912828U3	Buy	US Treasury Bonds / Notes	4/28/2022	8/31/2024	2.609	25,000,000	24,585,938	98.344	75,153	24,661,090.35
T-Note 2 8/15/2025	912828K74	Buy	US Treasury Bonds / Notes	4/26/2022	8/15/2025	2.761	25,000,000	24,402,344	97.609	96,685	24,499,028.83
T-Note 2.125 3/31/2024	912828W71	Buy	US Treasury Bonds / Notes	4/22/2022	3/31/2024	2.663	25,000,000	24,747,070	98.988	31,933	24,779,003.37
T-Note 2.125 5/15/2025	912828XB1	Buy	US Treasury Bonds / Notes	4/29/2022	5/15/2025	2.831	25,000,000	24,488,250	97.953	242,144	24,730,394.34
T-Note 2.25 11/15/2025	912828M56	Buy	US Treasury Bonds / Notes	4/21/2022	11/15/2025	2.860	25,000,000	24,486,328	97.945	243,957	24,730,285.31
T-Note 2.75 8/31/2025	9128284Z0	Buy	US Treasury Bonds / Notes	4/21/2022	8/31/2025	2.835	25,000,000	24,931,641	99.727	97,147	25,028,787.37
T-Note 2.875 7/31/2025	912828Y79	Buy	US Treasury Bonds / Notes	4/21/2022	7/31/2025	2.825	25,000,000	25,038,086	100.152	158,840	25,196,925.72
							200,000,000	197,019,500		974,548	197,994,047.56
UMB Bank											
GNMA MBS 2 4/20/2037	36179WZ27	Buy	US Agency - MBS	4/27/2022	4/20/2037	3.247	18,750,626	17,654,886	94.156	27,084	17,681,970.53
T-Note 0.25 10/31/2025	91282CAT8	Buy	US Treasury Bonds / Notes	4/29/2022	10/31/2025	2.858	50,000,000	45,682,500	91.365	62,155	45,744,654.70
T-Note 2.625 12/31/2025	9128285T3	Buy	US Treasury Bonds / Notes	4/29/2022	12/31/2025	2.864	50,000,000	49,585,000	99.170	431,457	50,016,457.18
T-Note 2.625 12/31/2025	9128285T3	Buy	US Treasury Bonds / Notes	4/28/2022	12/31/2025	2.755	50,000,000	49,774,000	99.548	427,831	50,201,831.49
T-Note 2.625 12/31/2025	9128285T3	Buy	US Treasury Bonds / Notes	4/26/2022	12/31/2025	2.771	25,000,000	24,872,500	99.490	210,290	25,082,790.06
T-Note 2.625 3/31/2025	9128284F4	Buy	US Treasury Bonds / Notes	4/22/2022	3/31/2025	2.874	25,000,000	24,825,500	99.302	39,447	24,864,946.72
							218,750,626	212,394,386		1,198,264	213,592,650.68
Total Securities							695,038,276	678,932,383		3,830,543	682,762,926.58



Office of the State Treasurer
 Comparison of Actual Earnings to Estimated Earnings
 April 30, 2022

Fiscal Year to Date								
Asset Category	Revenues Actual	Revenues Estimate	Variance	Percent	Investable Base - Actual	Investable Base - Est.	Variance	Percent
Certificates of Deposit	96,950	166,667	-69,717	-41.83%	34,634,864	40,000,000	(5,365,136)	-13.41%
Foreign Bonds	686,290	1,166,667	-480,377	-41.18%	36,970,634	44,000,000	(7,029,366)	-15.98%
Money Market Mutual Funds	234,000	166,667	67,333	40.40%	654,820,906	371,500,000	283,320,906	76.26%
Municipal Bonds	186,450	354,167	-167,717	-47.36%	8,183,472	8,000,000	183,472	2.29%
State of OK Bonds	247,500	375,000	-127,500	-34.00%	30,000,000	30,000,000	0	0.00%
US Agency - MBS	29,751,300	27,770,832	1,980,468	7.13%	2,504,112,572	2,595,000,000	(90,887,428)	-3.50%
US Agency Bonds	9,762,446	8,750,000	1,012,446	11.57%	2,764,794,257	2,965,000,000	(200,205,743)	-6.75%
US Treasury Bonds / Notes	20,434,865	19,583,333	851,532	4.35%	3,009,149,536	2,595,000,000	414,149,536	15.96%
Total or Average	61,399,801	58,333,333	3,066,468	5.26%	9,042,666,241	8,648,500,000	394,166,241	4.56%

In February 2022, the Treasurer estimated earnings to the Board of Equalization for Fiscal Year 2022. The amount estimated was \$70,000,000. Year-to-date actual earnings are recorded on a cash basis of accounting.



Office of the State Treasurer
Comparison of Actual Earnings to Estimated Earnings
April 30, 2022

The following page presents market rates of return on the Securities portion of the General Account and the State's aggregated State Agency Accounts. These figures, which are dollar-weighted and time-weighted where appropriate, are calculated using the percentage change in market value (inclusive of accrued income) from the end of the prior month to the end of the reporting month.

To ensure the integrity of data, this information is provided by the Treasurer's custodian bank acting in its capacity as an external third party. As such, performance measurement is presently confined to those investments which are held with the custodian bank Northern Trust Company.

Benchmark data is also provided on the following page.



Office of the State Treasurer
Performance Comparison
April 30, 2022

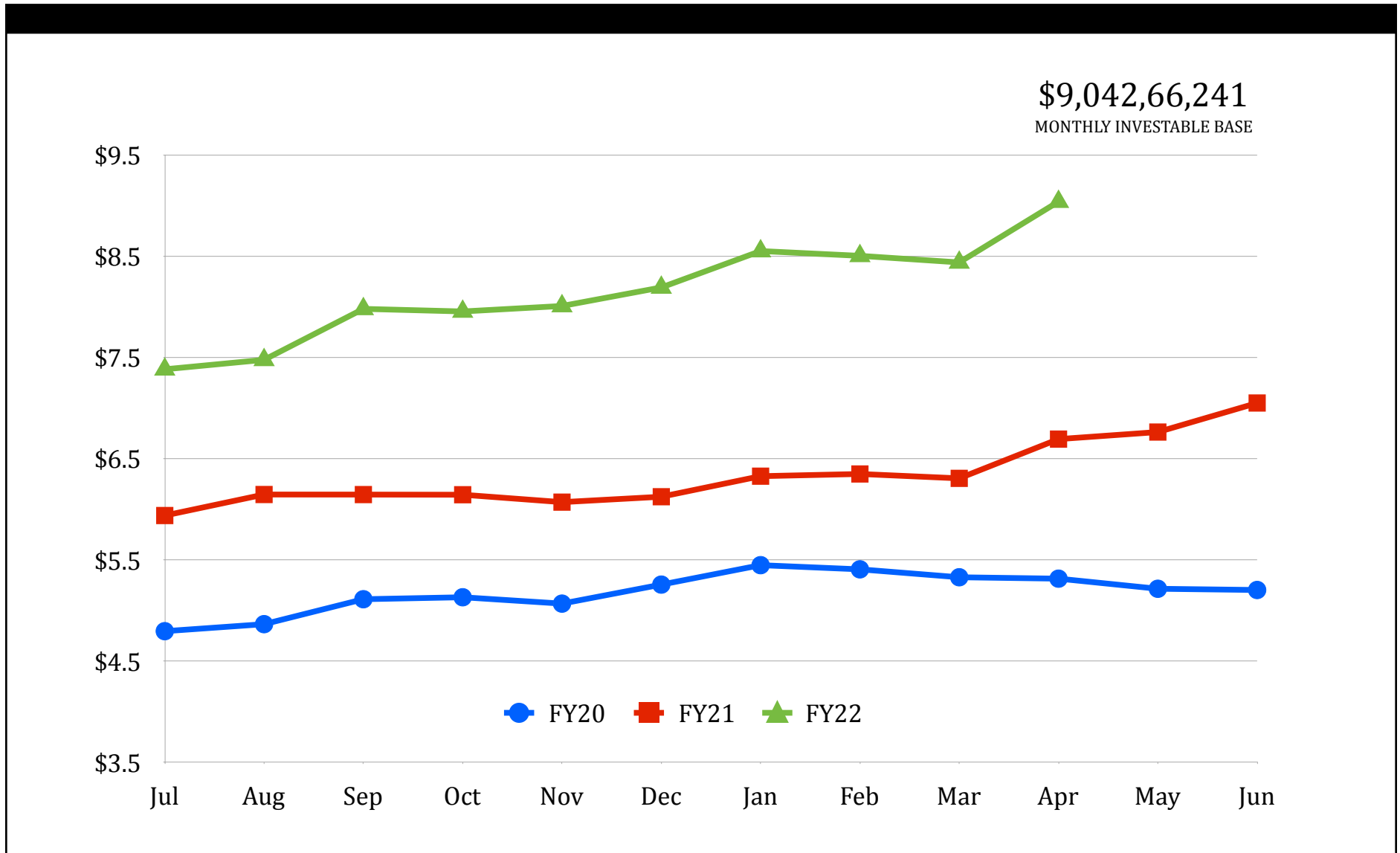
	Current Month	Fiscal Year-to-Date
Securities, General Revenue Account	-1.15%	-4.00%
Securities, Agency Directed Langston University	-7.52%	-3.11%
Benchmark Merrill Lynch, US 1 Year T-Bill	-0.07%	-0.76%

Analysis by Northern Trust Company

Represents dollar-weighted and time-weighted rates of return



Office of the State Treasurer
General Revenue Fund, Investable Base (Billions)
April 30, 2022





Office of the State Treasurer
Banking, Custody, and other Fees
April 30, 2022

Depository Bank	Tax ID Number	City	State	Amount
BancFirst	73-1332918	OKC	Oklahoma	12,241
Federal Reserve Bank	44-0545874	Kansas City	Kansas	1,098
JP Morgan/Chase, Okla., NA	73-0777610	OKC	Oklahoma	41,608
Total				54,947

Money Market Mutual Funds
The State Treasurer participates in the following money market mutual funds. The funds managers are compensated for certain operating expenses by deducting a fee from the gross interest earnings.

Fund Manager	Tax ID	Annualized fee	Amount
Invesco	76-0574220	0.180%	45,369
JPMorgan Securities	23-2694160	0.180%	46,139
Goldman Sachs	06-1287410	0.110%	27,470
BOSC Inc	73-1275307	0.070%	17,481

Note: Pursuant to Oklahoma State Statute Title 62, Section 89.7, all known fees are to be reported. The money market mutual fund fees reported are shown at the contracted rate.

Securities Lending Program
The State Treasurer participates in a securities lending program with Northern Trust Company acting as lending agent. Northern Trust retains 20% of the revenues generated as compensation for services, their share for the month was \$ 5,414. Pursuant to Oklahoma State Statute Title 62 Section 90, the State Treasurer retains the first \$450,000 of security lending revenue in a revolving fund. These funds are used to pay custody and other banking fees. Any revenue not needed for this purpose is deposited to the General Fund.

Northern Trust Custody Fees
Pursuant to custodial contract with Northern Trust Company, custody fees are paid quarterly. Fees paid to Northern Trust Company for the first three quarters total to 33,750.



Randy McDaniel
Oklahoma State Treasurer

Agency-Directed Investments

April 2022

Treasurer's Mission Statement

The mission of the Office of the State Treasurer is to serve the people of Oklahoma by providing sound banking and investment services, reuniting individuals and businesses with their unclaimed property, and promoting economic opportunities in a fiscally responsible and efficient manner while adhering to the highest professional and ethical standards.



Office of the State Treasurer
 Agency Directed Investments
 April 30, 2022

Issuer	Face Amount/Shares	Market Value	Book Value	% of Portfolio
2020 CARES Act Funding				
AIM Invesco	16,759,141	16,759,141	16,759,141	0.55
JPMorgan	10,125,092	10,125,092	10,125,092	0.34
Goldman Sachs	3,418,056	3,418,056	3,418,056	0.11
Total, 2020 CARES Act Funding	30,302,289	30,302,289	30,302,289	1.00
ARPA Funding				
JPMorgan MM	382,749,114	382,749,114	382,749,114	0.42
US Agency Bonds	150,000,000	146,021,490	149,865,747	0.16
US Treasury	400,000,000	387,654,296	398,969,312	0.42
Total, ARPA Funding	932,749,114	916,424,900	931,584,173	1.00
Langston - Agency Directed				
Fundamental Investors Inc A	16,499	1,081,991	371,159	0.33
Investment Co of America A	16,849	757,681	371,249	0.33
Washington Mutual Fund A	17,404	966,300	371,270	0.34
Northern Trust - Agency Fund	1,567	1,567	1,567	0.00
Total / Average	52,319	2,807,539	1,115,245	1.00
Report Total	963,103,722	949,534,728	963,001,707	



Office of the State Treasurer
State Agency Directed by Broker
April 30, 2022

Broker	Tax ID	Purchases at Cost	Sales at Cost
No activity			



Office of the State Treasurer
State Agency Directed by Security Type
April 30, 2022

Broker	Tax ID	Purchases at Cost	Sales at Cost
No activity			



Office of the State Treasurer
 Assets Under Management
 April 30, 2022

Account	Class Funding	Agency	Interest Rate	Days to Maturity	Market Value
2109002	8090B	OMES- Risk Mgmt Revolving Fund ASA	1.0355	1	86,165,171
2118506	8185F	Corporation Commission	1.0355	1	21,977,625
2137001	8370A	OIFA	1.0355	1	31,728,414
2138503	8385C	Oklahoma Insurance Department	1.0355	1	4,819,423
2139101	8391A	Multiple Injury Trust Fund	1.0355	1	3,012,539
2141001	8410A	Commissioners of the Land Office	1.0355	1	90,454,605
2142001	8420A	Langston University	1.0355	1	14,096,734
2143500	79901	Oklahoma Lottery Commission	1.0355	1	12,830,583
2143501	8435A	Oklahoma Lottery Commission	1.0355	1	3,438,965
2147704	8477D	Oklahoma Bureau of Narcotics	1.0355	1	6,322,550
2151500	79901	OPERS	1.0355	1	1,930,855
2151501	8515A	OPERS	1.0355	1	511,996
2151502	8515B	OPERS	1.0355	1	891,319
2151503	8515C	OPERS	1.0355	1	94,162
2151504	8515D	OPERS	1.0355	1	2,533,368
2151505	8515E	OPERS	1.0355	1	38,589
2151506	8515F	OPERS	1.0355	1	173,831
2151507	8515G	OPERS	1.0355	1	1,341,389
2151508	8515H	OPERS	1.0355	1	236,766
2151510	79902	OPERS	1.0355	1	741
2153001	8530A	Panhandle State University	1.0355	1	4,656,997
2155701	8557A	OK Police Pension	1.0355	1	21,309,287
2169502	8695B	Tax Commission	1.0355	1	489,445,301
2169505	8695E	Tax Commission	1.0355	1	128,951
2169520	8695T	Tax Commission	1.0355	1	257,007
2169521	8695U	Tax Commission	1.0355	1	91,030,711
2174007	8740G	State Treasurer	1.0355	1	583,079
2183006	8830F	DHS - CSED	1.0355	1	21,709,099
7200039	20000	Oklahoma Boll Weevil Eradication	1.0355	1	4,205,868
7200131	79901	Department of Corrections	1.0355	1	20,285,390
7200320	20000	Department of Wildlife	1.0355	1	4,533,311
7200359	20000	OERB	1.0355	1	20,532,271
7200370	20000	OIFA	1.0355	1	782,901
7200391	20000	Multiple Injury Trust Fund	1.0355	1	81,457
7200410	20000	Commissioners of the Land Office	1.0355	1	1,617,229
7200435	20000	Oklahoma Lottery Commission	1.0355	1	16,812,111
7200515	20000	OPERS	1.0355	1	12,921
7200588	20000	Real Estate Commission	1.0355	1	2,352,293
7200830	20000	Department of Human Services	1.0355	1	588,681
7201825	20100	University Hospitals Authority	1.0355	1	4,713,666
7205090	20500	OMES Risk Management Division/DSC	1.0355	1	46,838,203
7205131	79901	Department of Corrections	1.0355	1	665,301

Interest rate is net of 1.25 bp management fee



Office of the State Treasurer
 Assets Under Management
 April 30, 2022

Account	Class Funding	Agency	Interest Rate	Days to Maturity	Market Value
7205204	20500	JM Davis Arms & Historical Museum	1.0355	1	10,397
7205320	20500	Department of Wildlife	1.0355	1	1,083,885
7205359	20500	Sustaining OK Energy Resources	1.0355	1	6,627,144
7205435	20500	Oklahoma Lottery Commission	1.0355	1	122,270
7205515	20500	OPERS	1.0355	1	578,517
7205563	20500	OK Bd for Private Vocational Schools	1.0355	1	76,367
7205630	20500	Oklahoma Department of Securities	1.0355	1	1,157,633
7205807	20500	Oklahoma Health Care Authority	1.0355	1	149,304
7210270	21000	State Election Board	1.0355	1	3,122,223
7210320	21000	Department of Wildlife	1.0355	1	6,180,511
7210350	21000	Oklahoma Historical Society	1.0355	1	30
7210400	21000	Office of Juvenile Affairs	1.0355	1	8,439
7210410	21000	Commissioners of the Land Office	1.0355	1	132,772
7210515	21000	OPERS	1.0355	1	226,532
7210570	21000	State Board of Licensure for Professional Engineers & Land	1.0355	1	321,357
7210588	21000	Real Estate Commission	1.0355	1	415,943
7215270	21500	State of Oklahoma Election Board - HAVA	1.0355	1	9,695,090
7215320	21500	Department of Wildlife	1.0355	1	4,017,636
7215566	21500	Tourism & Recreation Department	1.0355	1	603,140
7215585	21500	Department of Public Safety	1.0355	1	727,193
7215670	21500	JD McCarty Center	1.0355	1	950,605
7215825	215000	University Hospitals Authority	1.0355	1	1,637,746
7216805	21600	Department of Rehabilitation Services	1.0355	1	914,638
7220090	22000	OSF Building Project Fund	1.0355	1	0
7220320	22000	Dept of Wildlife Conservation	1.0355	1	3,997,666
7220570	22000	OSB of Licensure for Professional Engineers and Land Surve	1.0355	1	301,552
7220585	22000	Department of Public Safety	1.0355	1	3,865,218
7220830	22000	Department of Human Services	1.0355	1	9,897
7225040	22500	Department of Agriculture	1.0355	1	338,155
7225830	22500	Department of Human Services	1.0355	1	354,219
7230220	23000	Oklahoma Crime Victims Compensation	1.0355	1	1,221,743
7230345	23000	Department of Transportation	1.0355	1	5,291,954
7230695	23000	Tax Commission	1.0355	1	879,811
7230807	23000	Health Care Authority	1.0355	1	116,069
7235605	23500	Regents for Higher Education	1.0355	1	2,536,232
7240807	24000	Health Care Authority	1.0355	1	13,943,053
7240830	24000	Oklahoma Human Services	1.0355	1	16,447,928
7244090	24400	OMES Dept of Central Services	1.0355	1	2,020,785
7245807	24500	Health Care Authority	1.0355	1	9,634,317
7255090	25500	Department of Central Services	1.0355	1	1,197,103
7255585	25500	Oklahoma Dept of Public Safety	1.0355	1	22,583
7260090	26000	OMES Risk Management Division	1.0355	1	5,576,062
7265090	26500	OMES- Risk Mgmt	1.0355	1	99,875

Interest rate is net of 1.25 bp management fee



Office of the State Treasurer
 Assets Under Management
 April 30, 2022

Account	Class Funding	Agency	Interest Rate	Days to Maturity	Market Value
7275740	27500	OST - SEED	1.0355	1	18,069
7280090	28000	OMES DCS Property Distribution	1.0355	1	619,053
7280131	79901	Department of Corrections	1.0355	1	8,795,141
7280345	28000	Department of Transportation	1.0355	1	1,460,335
7285345	28500	Department of Transportation	1.0355	1	187,080,425
7295090	27000	Emergency & Transportation	1.0355	1	5,839,332
7296150	29600	University of Science & Arts	1.0355	1	42
7303000	30300	Tobacco Litigation Escrow Fund	1.0355	1	30,425
7360566	36000	Tourism & Recreation Department	1.0355	1	6,190,202
7401105	40100	OCIA - NACEA Construction Series 2018B	1.0355	1	219,609
7403292	40300	Oklahoma Department of Environmental Quality	1.0355	1	481,818
7405220	40500	District Attorneys Council	1.0355	1	4,209,661
7408105	40800	OCIA	1.0355	1	539,454
7409105	40900	OCIA - NACEA Revenue Series 2018B	1.0355	1	86
7411105	41100	OCIA - Capitol Repair Revenue Series 2018C	1.0355	1	436,428
7412105	41200	OCIA	1.0355	1	1,261,577
7415105	41500	OCIA - DOC Construction Series 2018D	1.0355	1	18,073,499
7416000	41600	OSF - Oil Overcharge	1.0355	1	295,667
7416105	41600	OCIA - DOC Revenue Series 2018D	1.0355	1	751,901
7416160	41600	Department of Commerce	1.0355	1	3,110,540
7419105	41900	OCIA	1.0355	1	2,212,906
7420105	42000	OCIA - Construction Series 2019A	1.0355	1	1,751,976
7424105	42400	OCIA - Revenue Series 2019A	1.0355	1	211,859
7426000	42600	OSF - Oil Overcharge	1.0355	1	2,470,449
7426160	42600	Department of Commerce	1.0355	1	15,101,144
7427105	42700	OCIA - Construction Series 2019B	1.0355	1	862,029
7428105	42800	OCIA Endowed Chairs Fund	1.0355	1	959,533
7430010	43000	Oklahoma State University	1.0355	1	3,406,356
7430011	43000	Oklahoma State University	1.0355	1	2,376,253
7430012	43000	Oklahoma State University	1.0355	1	2,021,694
7430013	43000	Oklahoma State University	1.0355	1	1,922,003
7430014	43000	Oklahoma State University	1.0355	1	1,485,768
7430015	43000	Oklahoma State University	1.0355	1	2,008,398
7430016	43000	Oklahoma State University	1.0355	1	245,847
7430100	43000	Cameron University	1.0355	1	1,059,692
7430420	43000	Langston University	1.0355	1	601,365
7430461	43000	Rogers State College	1.0355	1	2,199,994
7430505	43000	Northwestern Oklahoma State University	1.0355	1	303,582
7430530	60000	Panhandle State University	1.0355	1	1,984
7430665	43000	Southwestern Oklahoma State University	1.0355	1	2,738,091
7430760	43000	University of Oklahoma	1.0355	1	30,478,219
7430770	43000	OUHSC	1.0355	1	85,756,175
7430773	43000	Oklahoma State University	1.0355	1	2,375,897

Interest rate is net of 1.25 bp management fee



Office of the State Treasurer
 Assets Under Management
 April 30, 2022

Account	Class Funding	Agency	Interest Rate	Days to Maturity	Market Value
7434105	43400	OCIA	1.0355	1	70,066
7436000	43600	OSF - Oil Overcharge	1.0355	1	2,710
7436105	43600	OCIA	1.0355	1	225,166
7437105	43700	OCIA	1.0355	1	5,528,054
7438105	43800	OCIA	1.0355	1	378,441
7439105	43900	OCIA Series 2020A Rev Fund	1.0355	1	1,485,274
7442105	44200	OCIA	1.0355	1	1,132,034
7443105	44300	OCIA	1.0355	1	456,734
7444105	44400	OCIA 2017C Series	1.0355	1	89
7444835	44400	Water Resources Board	1.0355	1	7,845,711
7445105	44500	OCIA - 2017B Capitol Repair 2 Revenue	1.0355	1	801,536
7445835	44500	Water Resources Board	1.0355	1	3,875,648
7447105	44700	2017A Revenue Fund	1.0355	1	64,895
7450105	45000	OCIA Series 2020B	1.0355	1	830,292
7451105	45100	OCIA Series 2020B	1.0355	1	80,752,444
7452105	45200	OCIA Series 2020D	1.0355	1	182
7453105	45300	OCIA Series 2020D	1.0355	1	6,917,676
7454105	45400	OCIA Series 2020E	1.0355	1	266,776
7455105	45500	OCIA	1.0355	1	353,561
7455160	45500	Department of Commerce	1.0355	1	495,343
7456105	45600	OCIA Series 2020E	1.0355	1	11,746,269
7458105	45800	OCIA Series 2020C	1.0355	1	461,712
7459105	45900	OCIA Endowed Chairs 2021	1.0355	1	1,369,776
7460100	46000	Cameron University	1.0355	1	363,630
7463105	46300	OCIA (Conservation-2022A)	1.0355	1	17,500,000
7464105	46400	OCIA	1.0355	1	597,176
7465105	46500	OCIA (Conservation-2022A)	1.0355	1	64,303
7466105	46600	OCIA (National Guard Museum 2022B)	1.0355	1	45,000,000
7470010	47000	Oklahoma State University Capital Bond Project	1.0355	1	1,682,242
7471835	47100	Water Resources Board	1.0355	1	540,599
7472835	47200	Water Resources Board	1.0355	1	53,834,902
7473835	47300	Water Resources Board	1.0355	1	104,731,058
7475750	47500	Tulsa Community College	1.0355	1	6,079
7476760	47600	University of Oklahoma	1.0355	1	12,101,667
7479010	47900	Oklahoma State University Capital Bond Project	1.0355	1	4,653,535
7485010	48500	OKLAHOMA STATE UNIVERSITY	1.0355	1	65,333
7487010	48700	OKLAHOMA STATE UNIVERSITY	1.0355	1	12,162,302
7488105	48800	OCIA	1.0355	1	46,069
7490010	49000	Oklahoma State University	1.0355	1	48,417
7490013	49000	Oklahoma State University	1.0355	1	21,962
7490015	49000	Oklahoma State University	1.0355	1	1,403
7490270	49000	Oklahoma State Election Board	1.0355	1	18
7490760	49000	University of Oklahoma	1.0355	1	101,163

Interest rate is net of 1.25 bp management fee



Office of the State Treasurer
 Assets Under Management
 April 30, 2022

Account	Class Funding	Agency	Interest Rate	Days to Maturity	Market Value
7490773	49000	Oklahoma State University	1.0355	1	56,842
7491220	49100	District Attorneys Council	1.0355	1	2,351,437
7511410	8410A	Commissioners of the Land Office	1.0355	1	775,665
7512410	8410A	Commissioners of the Land Office	1.0355	1	2,524,057
7519410	8410A	Commissioners of the Land Office	1.0355	1	0
7600010	60000	Oklahoma State University	1.0355	1	4,664,185
7600100	60000	Cameron University	1.0355	1	935,766
7600120	60000	University of Central Oklahoma	1.0355	1	3,842,357
7600150	60000	University of Science & Arts	1.0355	1	359,285
7600230	60000	East Central University	1.0355	1	1,133,748
7600420	60000	Langston University	1.0355	1	871,467
7600485	60000	Northeastern State University	1.0355	1	2,192,618
7600490	60000	Northern Oklahoma College	1.0355	1	939,612
7600505	60000	Northwestern Oklahoma State University	1.0355	1	2,488,969
7600530	60000	Panhandle State University	1.0355	1	104,164
7600660	60000	Southeastern Oklahoma State University	1.0355	1	59,680
7600665	60000	Southwestern Oklahoma State University	1.0355	1	2,529,447
7600760	60000	University of Oklahoma	1.0355	1	6,010,452
7650010	65000	Oklahoma State University	1.0355	1	2,923,560
7650100	65000	Cameron University	1.0355	1	870,417
7650120	65000	University of Central Oklahoma	1.0355	1	2,016,329
7650150	65000	University of Science & Arts	1.0355	1	336,951
7650230	65000	East Central University	1.0355	1	855,026
7650420	65000	Langston University	1.0355	1	786,244
7650485	65000	Northeastern State University	1.0355	1	1,019,447
7650490	65000	Northern Oklahoma College	1.0355	1	2,164,993
7650505	65000	Northwestern Oklahoma State University	1.0355	1	899,647
7650530	65000	Panhandle State University	1.0355	1	113,126
7650660	65000	Southeastern Oklahoma State University	1.0355	1	27,279
7650665	65000	Southwestern Oklahoma State University	1.0355	1	752,360
7650760	65000	University of Oklahoma	1.0355	1	3,950,071
7700040	70000	Department of Agriculture	1.0355	1	11,159,846
7700041	70000	Western Oklahoma State College	1.0355	1	677,848
7700131	79901	Department of Corrections	1.0355	1	28,759,317
7700240	70000	Eastern Oklahoma State College	1.0355	1	1,411,866
7700340	40000	State Health Department	1.0355	1	444,780
7700461	70000	Rogers State College	1.0355	1	9,341,901
7700490	70000	Northern Oklahoma College	1.0355	1	7,481,602
7700606	70000	Ardmore Higher Education Center	1.0355	1	59
7700633	70000	Oklahoma City Community College	1.0355	1	12,742,011
7700660	70000	Southeastern Oklahoma State University	1.0355	1	2,108,805
7700760	70000	University of Oklahoma	1.0355	1	115,997,976
7700830	70000	Department of Human Services	1.0355	1	858,576

Interest rate is net of 1.25 bp management fee



Office of the State Treasurer
Assets Under Management
April 30, 2022

Account	Class Funding	Agency	Interest Rate	Days to Maturity	Market Value
7701010	70100	Oklahoma State University	1.0355	1	12,509,326
7701150	70100	University of Science & Arts	1.0355	1	4,291,477
7701165	70100	Connors State College	1.0355	1	1,806,756
7701400	70100	Office of Juvenile Affairs	1.0355	1	7,379
7701480	70100	Northeasten Oklahoma A&M College	1.0355	1	676,928
7701530	70100	Panhandle State University	1.0355	1	58,113
7701605	70100	Regents for Higher Education	1.0355	1	33,666,751
7701650	70100	Department of Veteran Affairs	1.0355	1	1,941,691
7701770	70100	OUHSC	1.0355	1	436,021,903
7701805	70100	Department of Rehabilitation Services	1.0355	1	174,387
7701865	70100	OK Workers' Comp Commission	1.0355	1	5,604,317
7702120	70200	University of Central Oklahoma	1.0355	1	19,366,957
7702650	70200	Department of Veteran Affairs	1.0355	1	1,708,524
7703650	70300	Department of Veteran Affairs	1.0355	1	2,556,326
7704120	70400	University of Central Oklahoma	1.0355	1	30,255
7704650	70400	Department of Veteran Affairs	1.0355	1	1,845,567
7704865	70400	OK Workers' Comp Commission	1.0355	1	45,835
7705505	70500	Northwestern Oklahoma State University	1.0355	1	2,452,456
7705650	70500	Department of Veteran Affairs	1.0355	1	1,816,329
7705675	70500	Self Insurance Guaranty Fund	1.0355	1	2,281,988
7705865	70500	OK Workers' Comp Commission	1.0355	1	43,335
7706452	70600	Community Mental Health Center Rep Payee Account	1.0355	1	8,515
7706650	70600	Department of Veteran Affairs	1.0355	1	793,637
7706750	70600	Tulsa Community College	1.0355	1	4,938,356
7706865	70600	OK Workers' Comp Commission	1.0355	1	177,993
7707452	70700	Central Oklahoma CMHC Rep Payee Account	1.0355	1	7,489
7707585	70700	Department of Public Safety	1.0355	1	4,700,283
7707605	70700	Regents for Higher Education	1.0355	1	163,299,085
7707650	70700	Department of Veteran Affairs	1.0355	1	1,051,091
7707865	70700	OK Workers' Comp Commission	1.0355	1	245,084
7708108	70800	Carl Albert State College	1.0355	1	4,977,044
7708605	70800	Regents for Higher Education	1.0355	1	162
7709605	70900	Regents for Higher Education	1.0355	1	1,783,388
7710350	71000	Oklahoma Historical Society	1.0355	1	1,308,670
7710452	71000	Oklahoma Department of Mental Health	1.0355	1	1,555,656
7710605	71000	Regents for Higher Education	1.0355	1	2,692,634
7711185	8740G	Corporation Commission	1.0355	1	64,941,034
7711420	71100	Langston University	1.0355	1	1,589,670
7711452	71100	Griffin Memorial Hospital Rep Payee	1.0355	1	80,274
7711605	71100	Regents for Higher Education	1.0355	1	765,555
7712605	71200	Regents for Higher Education	1.0355	1	135,279
7713605	71300	Regents for Higher Education	1.0355	1	2,943,164
7714605	71400	Regents for Higher Education	1.0355	1	15,073,546

Interest rate is net of 1.25 bp management fee



Office of the State Treasurer
Assets Under Management
April 30, 2022

Account	Class Funding	Agency	Interest Rate	Days to Maturity	Market Value
7715605	71500	Regents for Higher Education	1.0355	1	1,698,219
7718605	71800	Regents for Higher Education	1.0355	1	12,248,160
7719605	71900	Regents for Higher Education	1.0355	1	39,349
7723623	72300	Seminole State College	1.0355	1	705,189
7725100	72500	Cameron University	1.0355	1	2,764,844
7730230	73000	East Central University	1.0355	1	9,642,789
7730830	73000	Department of Human Services	1.0355	1	255,181
7740605	74000	Regents for Higher Education	1.0355	1	2,609,576
7741241	74100	Redlands Community College	1.0355	1	2,428,027
7745605	74500	Regents for Higher Education	1.0355	1	34,668
7747470	74700	Murray State College	1.0355	1	5,182,668
7750350	75000	Oklahoma Historical Society	1.0355	1	477,794
7750531	75000	Rose State College	1.0355	1	13,254,022
7751485	75100	Northeastern State University	1.0355	1	21,924,917
7752485	75200	Northeastern State University	1.0355	1	2,998,264
7765665	76500	Southwestern Oklahoma State University	1.0355	1	1,490,913
7790041	79000	Western Oklahoma State College	1.0355	1	15,190
7790470	79000	Murray State College	1.0355	1	1,961
7790490	79000	Northern Oklahoma College	1.0355	1	1,452
7805370	80500	OIFA	1.0355	1	108
7847740	84700	OSF Building Project Fund	1.0355	1	7,730
7851740	85100	OCIA	1.0355	1	11,171,443
7853740	85300	Oklahoma 2010b GO Sinking Fund	1.0355	1	16,538
7854740	85400	OCIA Endowed Chair Fund 2010	1.0355	1	7,312,680
State Agency, Investable Base					3,093,784,788
State of Oklahoma, Investable Base					9,042,666,241
Assets Under Management					12,136,451,029