



Randy McDaniel
Oklahoma State Treasurer

Treasurer's Investments

March 2021

Treasurer's Mission Statement

The mission of the Office of the State Treasurer is to serve the people of Oklahoma by providing sound banking and investment services, reuniting individuals and businesses with their unclaimed property, and promoting economic opportunities in a fiscally responsible and efficient manner while adhering to the highest professional and ethical standards.



OKLAHOMA STATE TREASURER RANDY McDANIEL

To the People of Oklahoma:

The Office of the State Treasurer is pleased to issue the March monthly investment performance report. I trust you will find it thorough, upholding my commitment to provide disclosure of the economic environment and portfolio results. As always, my staff and I are available to answer any questions.

Market Conditions

The yield curve was steeper than the previous month. The benchmark 10-year treasury reflected a 0.33% increase to 1.74%. The 30-year ended March at 2.41%.

The stock market indexes reflected quarterly gains as investors continued to take solace in the Federal Reserve's easy-money approach to economic recovery during the pandemic. The Dow Jones, S&P 500 and Nasdaq finished the quarter with returns of 7.76%, 5.77% and 2.78%, respectively. The Dow closed above 33000 for the first time on March 17. The Wall Street Journal said, "The record comes just five trading days after the blue-chip average first closed above then 32000- its quickest 1,000-point milestone on record".

The Federal Reserve left interest rates unchanged in a unanimous vote leaving the target range for the federal funds rate at 0 to 0.25%. The meeting minutes reflected that interest rates would be static until "labor market conditions have reached levels consistent with the Committee's assessments of maximum employment and inflation has risen to 2% and is on track to moderately exceed 2% for some time". In addition, the Fed said that "Overall financial conditions remain accommodative, in part reflecting policy measures to support the economy and the flow of credit to U.S. households and businesses".

Economic Developments

The Bureau of Labor Statistics (BLS) reported that total nonfarm payroll employment rose by 379,000 in February, and the unemployment rate was little changed at 6.2%. The BLS said "most of the job gains occurred in leisure and hospitality, with smaller gains in temporary help services, health care and social assistance, retail trade, and manufacturing. Employment decline in state and local government education, construction, and mining". According to the Wall Street Journal, "Government-stimulus payments to individuals, federal loans to businesses and enhanced unemployment benefits also appeared to stoke the economy".

The consumer price index (BLS) rose 0.4% in February on a seasonally adjusted basis, reflecting a gain of 0.01% from January. Over the last 12 months, the index increased 1.7% before seasonal adjustment, according to the BLS. Trading Economics said that producer prices for final demand rose 0.5% from a month earlier, slowing from 1.3% increase in January, which was the largest advance since the series began in December 2009.

The Commerce Department upwardly revised January retail sales to 7.6% from 5.3%, but the sales numbers for February came in below expectation at 3.0%. The decline was attributed to unseasonably cold weather in several states and "the fading boost from one-time \$600 checks to households, which were part of nearly \$900 billion in additional fiscal stimulus approved in late December, as well as delayed tax refunds", as reported by CNBC.

The existing home sales declined of 6.6% in February, to a seasonally adjusted rate of 6.22 million. This was in comparison to a gain of 0.6% the previous month. Housing affordability and supply issues continue to affect consumers, with the median existing-home price for all housing types at \$313,000 reflecting an increase of 15.8% year-over-year. According to the chief economist for the National Association of Realtors, “Various stimulus packages are expected, and they will indeed help, but an increase in inventory is the best way to address surging home costs”.

Real gross domestic product (GDP) increased at an annual rate of 4.1% in the fourth quarter of 2020, according to the “second” estimate released by the Bureau of Economic Analysis. In the third quarter, real GDP increased 33.4%. According to CNBC, “a combination of systematic resilience combined with previously unimaginable doses of fiscal and monetary stimulus have helped speed the recovery along considerably”.

Portfolio Commentary: Performance, Diversification, and Strategy

The Treasurer’s portfolio yielded 1.34% in March with a weighted average maturity of 820 days. The total assets under management by the treasurer was \$9.36 billion, in comparison to \$8.11 billion a year ago. The portfolio’s diversification strategy continues to be sound. U.S. government sponsored enterprises accounted for approximately 41% of the portfolio and mortgage-backed securities were 28%. U.S. treasuries represented 26% of assets, money market mutual funds were 3% and Certificates of Deposits were 1%. State bond issues, foreign bonds and municipals totaled 1% and comprised the balance of funds invested. In keeping with the state’s statutory investment objectives, the portfolio strategy continues to be seeking safety, liquidity, and return on investment, in that order. Laddered bond maturities and a buy-and-hold strategy were utilized. Market observation for investment opportunities were considered in order to maximize income within investment parameters and consideration of current low interest rates.

Collateralization

All funds under the control of this office requiring collateralization were secured at rates ranging from 100% to 110%, depending on the type of investment.

Payments, Fees, and Commissions

Securities were purchased or sold utilizing competitive bidding. Bank fees and money market mutual fund operating expenses are detailed in the attached pages, as is the earnings split between the treasurer and the master custodian bank on securities lending income.

Total Funds Invested

Funds available for investment, at market value, include the State Treasurer’s investments at \$6,307,129,667 and State Agency balances in OK Invest at \$3,055,356,588 for a total of \$9,362,486,255.

Sincerely,

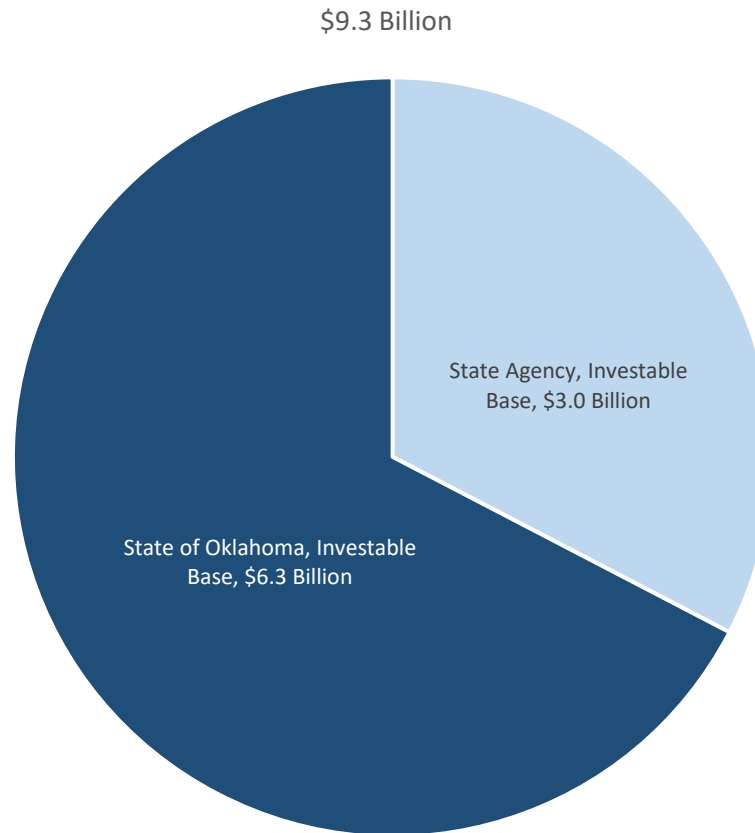


RANDY MCDANIEL
STATE TREASURER

cc: The Honorable Kevin Stitt, Governor
The Honorable Greg Treat, President Pro Tempore
The Honorable Charles McCall, Speaker of the House
The Honorable Mike Hunter, Attorney General
The Honorable Cindy Byrd, State Auditor and Inspector



Office of the State Treasurer
Distribution of Assets Under Management
March 31, 2021





Office of the State Treasurer
Portfolio Composition
March 31, 2021

Asset Category	Face Amount/ Shares	Market Value	Book Value	% of Portfolio	YTM @ Cost	Weighted Average Maturity
Certificate of Deposit	76,517,000	76,517,000	76,517,000	0.8	0.31%	65
Foreign Bonds	80,000,000	79,991,297	80,000,000	0.9	2.49%	344
Money Market - Mutual Funds	236,429,342	236,429,342	236,429,342	2.6	0.03%	1
Municipal Bonds	14,000,000	14,228,772	14,000,000	0.2	2.45%	605
State Bond Issues	30,000,000	30,000,000	30,000,000	0.3	1.65%	2,011
US Agency - MBS	2,585,284,331	2,727,414,315	2,633,568,749	28.5	2.32%	1,417
US Agency Bonds	3,776,425,000	3,810,582,866	3,803,339,206	41.2	0.60%	701
US Treasury Bonds / Notes	2,350,000,000	2,387,322,664	2,356,185,791	25.5	1.56%	452
Total / Average	9,148,655,673	9,362,486,256	9,230,040,088	100.0	1.34%	820

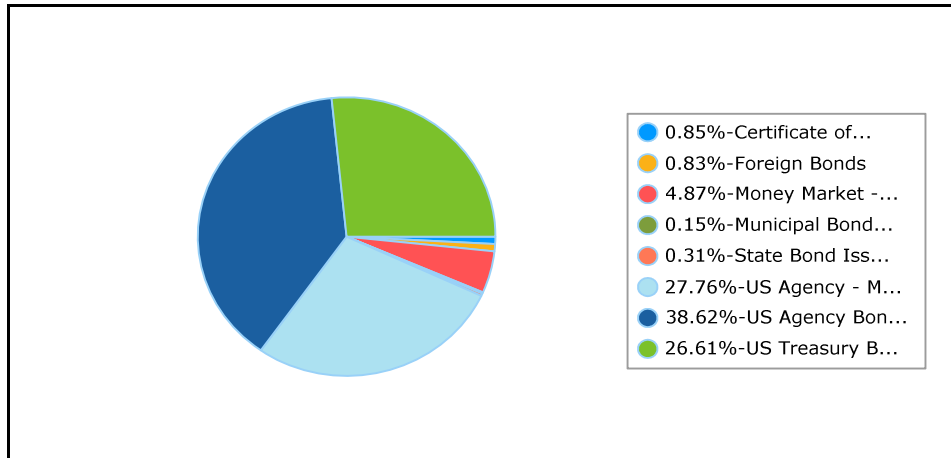


Office of the State Treasurer
 Distribution by Asset Category - Market Value
 Report Group: Monthly Investment Report

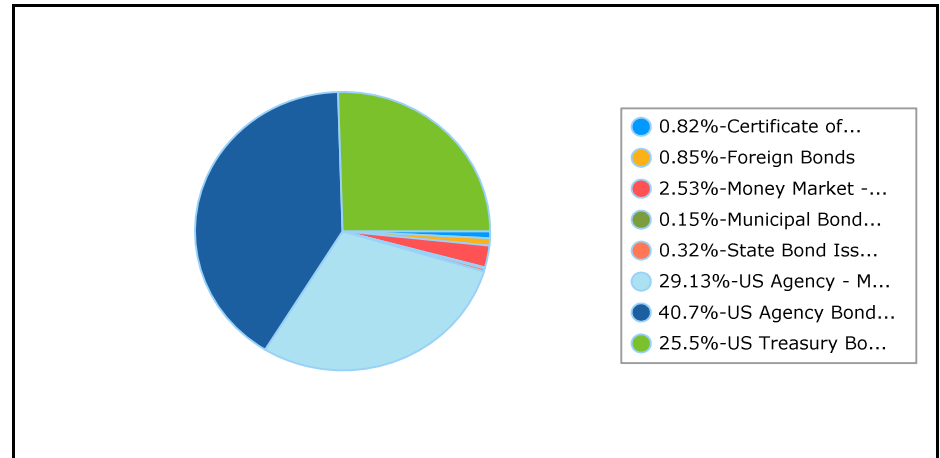
Begin Date: 2/28/2021, End Date: 3/31/2021

Asset Category	Market Value 2/28/2021	% of Portfolio 2/28/2021	Market Value 3/31/2021	% of Portfolio 3/31/2021
Certificate of Deposit	81,517,000	0.9	76,517,000	0.8
Foreign Bonds	79,640,273	0.8	79,991,297	0.9
Money Market - Mutual Funds	464,587,042	4.9	236,429,342	2.5
Municipal Bonds	14,249,940	0.1	14,228,772	0.2
State Bond Issues	30,000,000	0.3	30,000,000	0.3
US Agency - MBS	2,649,902,616	27.8	2,727,414,315	29.1
US Agency Bonds	3,687,054,066	38.6	3,810,582,866	40.7
US Treasury Bonds / Notes	2,540,386,272	26.6	2,387,322,664	25.5
Total / Average	9,547,337,209	100.0	9,362,486,256	100.0

Portfolio Holdings as of 2/28/2021



Portfolio Holdings as of 3/31/2021



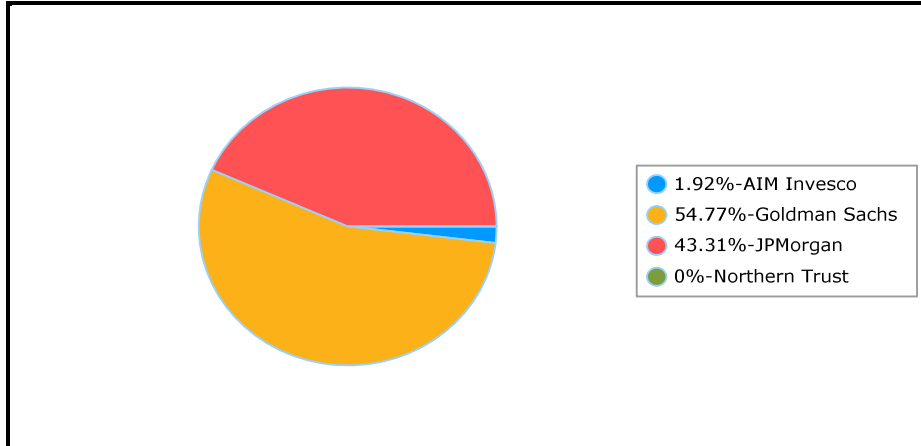


Office of the State Treasurer
 Distribution by Issuer - Market Value
 Report Group: Money Market excluding CARES

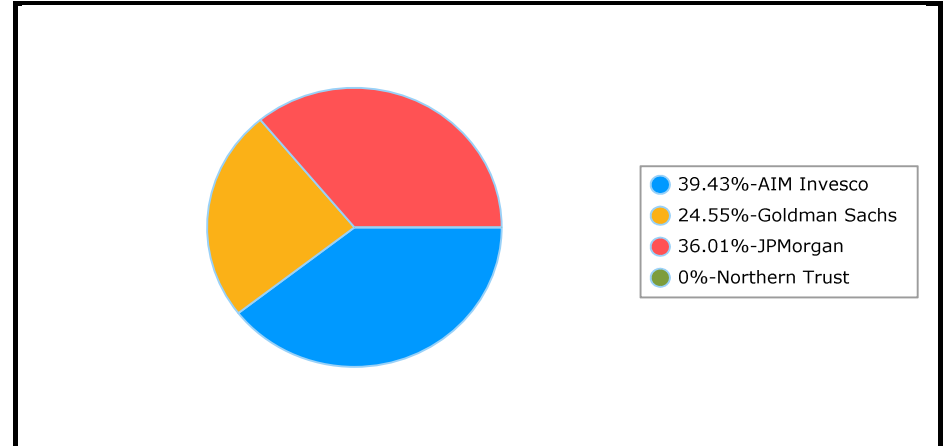
Begin Date: 2/28/2021, End Date: 3/31/2021

Issuer Allocation				
Issuer	Market Value 2/28/2021	% of Portfolio 2/28/2021	Market Value 3/31/2021	% of Portfolio 3/31/2021
AIM Invesco	8,921,202	1.9	93,234,410	39.4
Goldman Sachs	254,452,798	54.8	58,042,827	24.5
JPMorgan	201,202,818	43.3	85,141,718	36.0
Northern Trust	10,224	0.0	10,387	0.0
Total / Average	464,587,042	100.0	236,429,342	100.0

Portfolio Holdings as of 2/28/2021



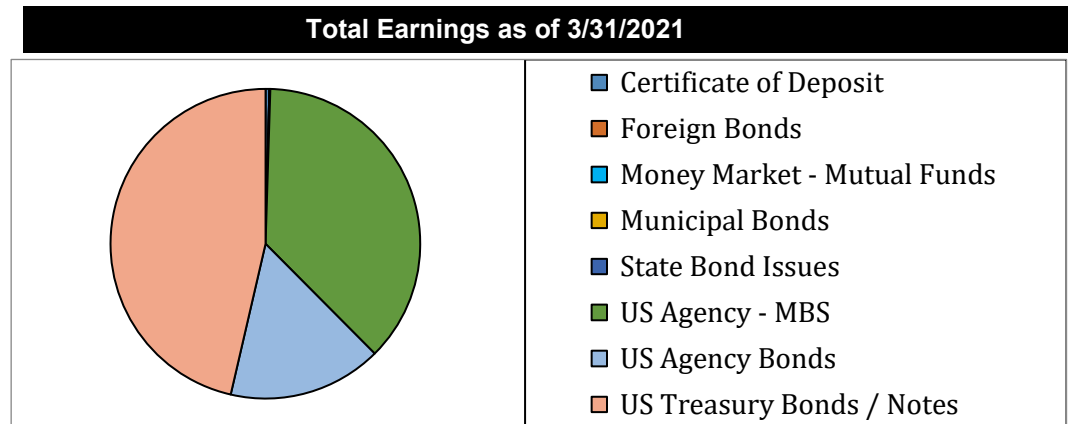
Portfolio Holdings as of 3/31/2021





Office of the State Treasurer
Earnings by Asset Category
March 31, 2021

Asset Category	YTM @ Cost	Interest Earned Net of Amortization/ Accretion	Realized Gain/Loss	Total Earnings
Certificate of Deposit	0.31%	41,102	-	41,102
Foreign Bonds	2.49%	-	-	-
Money Market - Mutual Funds	0.03%	10,856	-	10,856
Municipal Bonds	2.45%	-	-	-
State Bond Issues	1.65%	-	-	-
US Agency - MBS	2.32%	3,941,658	-	3,941,658
US Agency Bonds	0.60%	1,708,284	-	1,708,284
US Treasury Bonds / Notes	1.56%	4,931,545	-	4,931,545
Link Deposit (not active)		-	-	-
Total or Average	1.34%	10,633,445	-	10,633,445





Office of the State Treasurer
Investment Activity
March 31, 2021

Description	CUSIP	Broker/ Dealer	Trade Date	Settlement Date	YTM @ Cost	Par	Principal	Price	Interest	Total
Buy										
FFCB 0.125 3/23/2023	3133EMUH3	UMB Bank	3/22/2021	3/23/2021	0.167	25,000,000	24,979,250	99.917	0	24,979,250
FFCB 0.3 3/18/2024	3133EMTW2	Stifel Nicholas	3/22/2021	3/23/2021	0.337	25,000,000	24,972,539	99.890	1,042	24,973,581
FHLB 2.125 3/10/2023	313382AX1	Hilltop	3/18/2021	3/19/2021	0.170	25,000,000	25,963,425	103.854	13,281	25,976,706
FHLMC 0.25 12/4/2023	3137EAF2	Morgan Stanley	3/18/2021	3/19/2021	0.312	25,000,000	24,958,250	99.833	18,229	24,976,479
FNMA 1.625 10/15/2024	3135G0W66	Wells Fargo	3/18/2021	3/19/2021	0.512	25,000,000	25,983,500	103.934	173,785	26,157,285
GNMA MBS 2 3/20/2036	36179WA32	Bank of Oklahoma	3/25/2021	3/26/2021	1.276	30,000,000	30,911,719	103.039	41,667	30,953,385
GNMA MBS 2 3/20/2036	36179WA32	Morgan Stanley	3/25/2021	3/26/2021	1.283	46,087,864	47,474,101	103.008	64,011	47,538,111
GNMA MBS 2 3/20/2036	36179WA32	Morgan Stanley	3/24/2021	3/25/2021	1.330	50,000,000	51,406,250	102.813	66,667	51,472,917
GNMA MBS 2 3/20/2036	36179WA32	Morgan Stanley	3/24/2021	3/25/2021	1.330	50,000,000	51,406,250	102.813	66,667	51,472,917
						301,087,864	308,055,283			308,500,631
Sell										
						0	0			0
Matured										
T-Note 2.25 3/31/2021	912828C57	Morgan Stanley	3/31/2021	3/31/2021	0.000	25,000,000	25,000,000	0	0	25,000,000
T-Note 2.25 3/31/2021	912828C57	Country Club Bank	3/31/2021	3/31/2021	0.000	25,000,000	25,000,000	0	0	25,000,000
T-Note 2.25 3/31/2021	912828C57	TD Securities	3/31/2021	3/31/2021	0.000	25,000,000	25,000,000	0	0	25,000,000
T-Note 2.375 3/15/2021	9128284B3	UMB Bank	3/15/2021	3/15/2021	0.000	25,000,000	25,000,000	0	0	25,000,000
T-Note 2.375 3/15/2021	9128284B3	TD Securities	3/15/2021	3/15/2021	0.000	25,000,000	25,000,000	0	0	25,000,000
T-Note 2.375 3/15/2021	9128284B3	UMB Bank	3/15/2021	3/15/2021	0.000	25,000,000	25,000,000	0	0	25,000,000
						150,000,000	150,000,000			150,000,000
Called										
						0	0			0
Net Change in Investments						151,087,864	158,055,283			158,500,631



Office of the State Treasurer
Transactions by Security Type

March 31, 2021

Description	CUSIP	Action	Settlement Date	Maturity Date	YTM @ Cost	Par	Principal	Price	Interest	Total
US Agency Bonds										
FFCB 0.125 3/23/2023	3133EMUH3	Buy	3/23/2021	3/23/2023	0.167	25,000,000	24,979,250	99.917	0	24,979,250
FFCB 0.3 3/18/2024	3133EMTW2	Buy	3/23/2021	3/18/2024	0.337	25,000,000	24,972,539	99.890	1,042	24,973,581
FHLB 2.125 3/10/2023	313382AX1	Buy	3/19/2021	3/10/2023	0.170	25,000,000	25,963,425	103.854	13,281	25,976,706
FHLMC 0.25 12/4/2023	3137EAFA2	Buy	3/19/2021	12/4/2023	0.312	25,000,000	24,958,250	99.833	18,229	24,976,479
FNMA 1.625 10/15/2024	3135G0W66	Buy	3/19/2021	10/15/2024	0.512	25,000,000	25,983,500	103.934	173,785	26,157,285
						<u>125,000,000</u>	<u>126,856,964</u>		<u>206,337</u>	<u>127,063,301</u>
US Agency - Mortgage Backed Securities										
GNMA MBS 2 3/20/2036	36179WA32	Buy	3/26/2021	3/20/2036	1.276	30,000,000	30,911,719	103.039	41,667	30,953,385
GNMA MBS 2 3/20/2036	36179WA32	Buy	3/26/2021	3/20/2036	1.283	46,087,864	47,474,101	103.008	64,011	47,538,111
GNMA MBS 2 3/20/2036	36179WA32	Buy	3/25/2021	3/20/2036	1.330	50,000,000	51,406,250	102.813	66,667	51,472,917
GNMA MBS 2 3/20/2036	36179WA32	Buy	3/25/2021	3/20/2036	1.330	50,000,000	51,406,250	102.813	66,667	51,472,917
						<u>176,087,864</u>	<u>181,198,319</u>		<u>239,011</u>	<u>181,437,330</u>
US Treasury Bonds and Notes										
						<u>0</u>	<u>0</u>		<u>0</u>	<u>0</u>
Municipal Bonds										
						<u>0</u>	<u>0</u>		<u>0</u>	<u>0</u>
Certificates of Deposits										
							<u>33,713,000</u>			
Total										
							<u>341,768,283</u>			



Office of the State Treasurer
Transactions by Broker
March 31, 2021

Description	CUSIP	Action	Asset Category	Settlement Date	Maturity Date	YTM @ Cost	Par	Principal	Price	Interest	Total
Bank of Oklahoma											
GNMA MBS 2 3/20/2036	36179WA32	Buy	US Agency - MBS	3/26/2021	3/20/2036	1.276	30,000,000	30,911,719	103.039	41,667	30,953,385.42
							30,000,000	30,911,719		41,667	30,953,385.42
Hilltop											
FHLB 2.125 3/10/2023	313382AX1	Buy	US Agency Bonds	3/19/2021	3/10/2023	0.170	25,000,000	25,963,425	103.854	13,281	25,976,706.25
							25,000,000	25,963,425		13,281	25,976,706.25
Morgan Stanley											
FHLMC 0.25 12/4/2023	3137EAF2	Buy	US Agency Bonds	3/19/2021	12/4/2023	0.312	25,000,000	24,958,250	99.833	18,229	24,976,479.17
GNMA MBS 2 3/20/2036	36179WA32	Buy	US Agency - MBS	3/26/2021	3/20/2036	1.283	46,087,864	47,474,101	103.008	64,011	47,538,111.45
GNMA MBS 2 3/20/2036	36179WA32	Buy	US Agency - MBS	3/25/2021	3/20/2036	1.330	50,000,000	51,406,250	102.813	66,667	51,472,916.67
GNMA MBS 2 3/20/2036	36179WA32	Buy	US Agency - MBS	3/25/2021	3/20/2036	1.330	50,000,000	51,406,250	102.813	66,667	51,472,916.67
							171,087,864	175,244,851		215,573	175,460,423.96
Stifel Nicolaus											
FFCB 0.3 3/18/2024	3133EMTW2	Buy	US Agency Bonds	3/23/2021	3/18/2024	0.337	25,000,000	24,972,539	99.890	1,042	24,973,580.82
							25,000,000	24,972,539		1,042	24,973,580.82
UMB Bank											
FFCB 0.125 3/23/2023	3133EMUH3	Buy	US Agency Bonds	3/23/2021	3/23/2023	0.167	25,000,000	24,979,250	99.917	0	24,979,250.00
							25,000,000	24,979,250		0	24,979,250.00
Wells Fargo											
FNMA 1.625 10/15/2024	3135G0W66	Buy	US Agency Bonds	3/19/2021	10/15/2024	0.512	25,000,000	25,983,500	103.934	173,785	26,157,284.72
							25,000,000	25,983,500		173,785	26,157,284.72
Total Securities							301,087,864	308,055,283		445,348	308,500,631.17



Office of the State Treasurer
 Comparison of Actual Earnings to Estimated Earnings
 March 31, 2021

Fiscal Year to Date								
Asset Category	Revenues Actual	Revenues Estimate	Variance	Percent	Investable Base - Actual	Investable Base - Est.	Variance	Percent
Certificates of Deposit	183,014	260,898	-77,884	-29.85%	51,466,176	60,000,000	(8,533,824)	-14.22%
Foreign Bonds	990,523	990,000	523	0.05%	53,803,026	60,000,000	(6,196,974)	-10.33%
Money Market Mutual Funds	62,990	455,263	-392,273	-86.16%	159,024,976	460,000,000	(300,975,024)	-65.43%
Municipal Bonds	427,442	450,000	-22,558	-5.01%	9,570,429	10,000,000	(429,571)	-4.30%
State of OK Bonds	435,000	525,000	-90,000	-17.14%	30,000,000	30,000,000	0	0.00%
US Treasury, Agency and MBS	27,471,971	31,823,838	-4,351,867	-13.67%	6,003,265,060	4,550,000,000	1,453,265,060	31.94%
Total or Average	29,570,940	34,504,999	(4,934,059)	-14.30%	6,307,129,667	5,170,000,000	1,137,129,667	21.99%

In February 2021, the Treasurer estimated earnings to the Board of Equalization for Fiscal Year 2021. The amount estimated was \$46,500,000. Year-to-date actual earnings are recorded on a cash basis of accounting.



Office of the State Treasurer
Comparison of Actual Earnings to Estimated Earnings
March 31, 2021

The following page presents market rates of return on the Securities portion of the General Account and the State's aggregated State Agency Accounts. These figures, which are dollar-weighted and time-weighted where appropriate, are calculated using the percentage change in market value (inclusive of accrued income) from the end of the prior month to the end of the reporting month.

To ensure the integrity of data, this information is provided by the Treasurer's custodian bank acting in its capacity as an external third party. As such, performance measurement is presently confined to those investments which are held with the custodian bank Northern Trust Company.

Benchmark data is also provided on the following page.



Office of the State Treasurer
Performance Comparison
March 31, 2021

	Current Month	Fiscal Year-to-Date
Securities, General Revenue Account	-0.04%	0.15%
Securities, Agency Directed Langston University	4.35%	28.31%
Benchmark Merrill Lynch, US 1 Year T-Bill	0.03%	0.26%

Analysis by Northern Trust Company

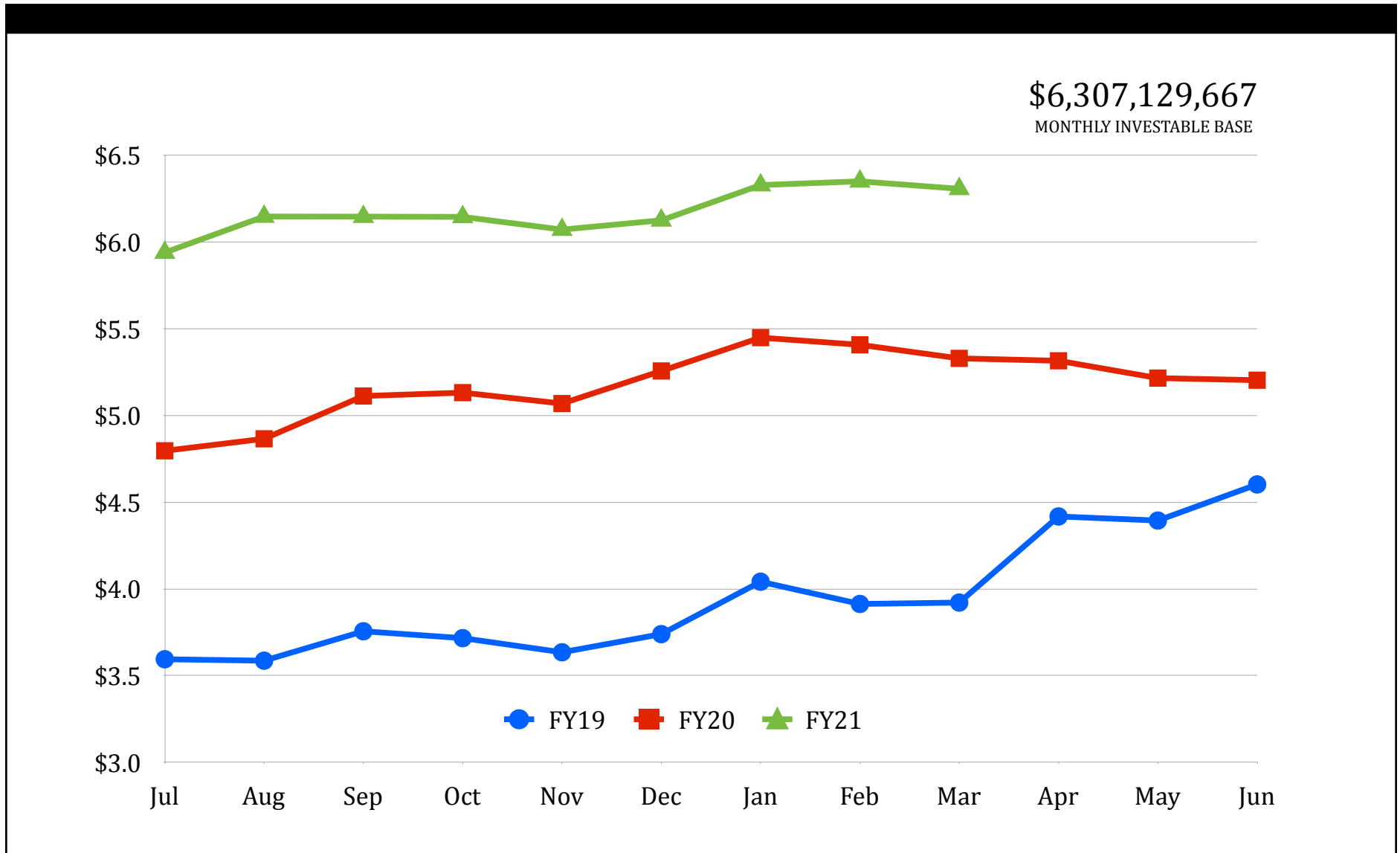
Represents dollar-weighted and time-weighted rates of return



OFFICE OF THE STATE TREASURER

Monthly Investable Base (Billions)

March 31, 2021





Office of the State Treasurer
Banking, Custody, and other Fees
March 31, 2021

Depository Bank	Tax ID Number	City	State	Amount
Arvest Bank	73-1291209	Bartlesville	Oklahoma	155
BancFirst	73-1332918	OKC	Oklahoma	11,520
Central National Bank	73-0177591	Alva	Oklahoma	69
Central National Bank	73-0783952	Enid	Oklahoma	71
Federal Reserve Bank	44-0545874	Kansas City	Kansas	1,102
First Bank & Trust	73-0541333	Broken Bow	Oklahoma	23
First Fidelity Bank, NA	73-1100200	OKC-Moore	Oklahoma	115
JP Morgan/Chase, Okla., NA	73-0777610	OKC	Oklahoma	36,167
The Bank N.A.	73-0344910	McAlester	Oklahoma	11
Total				49,234

Money Market Mutual Funds

The State Treasurer participates in the following money market mutual funds. The funds managers are compensated for certain operating expenses by deducting a fee from the gross interest earnings.

Fund Manager	Tax ID	Annualized fee	Amount
Invesco	76-0574220	0.180%	17,364
JPMorgan Securities	23-2694160	0.180%	22,027
Goldman Sachs	06-1287410	0.110%	10,043
BOSC Inc	73-1275307	0.070%	6,391

Note: Pursuant to Oklahoma State Statute Title 62, Section 89.7, all known fees are to be reported. The money market mutual fund fees reported are shown at the contracted rate.

Securities Lending Program

The State Treasurer participates in a securities lending program with Northern Trust Company acting as lending agent. Northern Trust retains 20% of the revenues generated as compensation for services, their share for the month was \$5,510. Pursuant to Oklahoma State Statute Title 62 Section 90, the State Treasurer retains the first \$450,000 of security lending revenue in a revolving fund. These funds are used to pay custody and other banking fees. Any revenue not needed for this purpose is deposited to the General Fund.

Northern Trust Custody Fees

Pursuant to custodial contract with Northern Trust Company, custody fees are paid quarterly. Fees paid to Northern Trust Company for first three quarters was \$33,750.



Randy McDaniel
Oklahoma State Treasurer

Agency-Directed Investments

March 2021

Treasurer's Mission Statement

The mission of the Office of the State Treasurer is to serve the people of Oklahoma by providing sound banking and investment services, reuniting individuals and businesses with their unclaimed property, and promoting economic opportunities in a fiscally responsible and efficient manner while adhering to the highest professional and ethical standards.



Office of the State Treasurer
 Agency Directed Investments
 March 31, 2021

Issuer	Face Amount/Shares	Market Value	Book Value	% of Portfolio
2020 CARES Act funding				
AIM Invesco	22,530,722	22,530,722	22,530,722	0.22
JPMorgan	26,707,808	26,707,808	26,707,808	0.27
Goldman Sachs	51,527,526	51,527,526	51,527,526	0.51
<hr/>				
Total, 2020 CARES Act funding	100,766,056	100,766,056	100,766,056	1.00
Langston - Agency Directed				
Fundamental Investors Inc A	16,499	1,210,021	371,159	0.33
Investment Co of America A	16,849	797,949	371,249	0.33
Washington Mutual Fund A	17,405	944,022	371,270	0.34
Northern Trust - Agency Fund	1,555	1,555	1,555	0.00
<hr/>				
Total / Average	52,308	2,953,547	1,115,233	1.00
<hr/>				
Report Total	100,818,364	103,719,603	101,881,289	



Office of the State Treasurer
State Agency Directed by Broker
March 31, 2021

Broker	Tax ID	Purchases at Cost	Sales at Cost
No activity			



Office of the State Treasurer
State Agency Directed by Security Type
March 31, 2021

Broker	Tax ID	Purchases at Cost	Sales at Cost
No activity			



Office of the State Treasurer
 Assets Under Management
 March 31, 2021

Account	Class Funding	Agency	Interest Rate	Days to Maturity	Market Value
2109002	8090B	OMES- Risk Mgmt Revolving Fund ASA	1.3485	1	80,636,123.08
2118506	8185F	Corporation Commission	1.3485	1	20,695,223.38
2137001	8370A	OIFA	1.3485	1	34,050,095.09
2139101	8391A	Multiple Injury Trust Fund	1.3485	1	1,700,952.58
2141001	8410A	Commissioners of the Land Office	1.3485	1	51,507,726.23
2142001	8420A	Langston University	1.3485	1	19,227,295.21
2143500	79901	Oklahoma Lottery Commission	1.3485	1	15,522,572.84
2143501	8435A	Oklahoma Lottery Commission	1.3485	1	4,878,305.89
2147704	8477D	Oklahoma Bureau of Narcotics	1.3485	1	2,542,735.25
2151500	79901	OPERS	1.3485	1	93,921.06
2151501	8515A	OPERS	1.3485	1	2,406,836.67
2151502	8515B	OPERS	1.3485	1	8,502.29
2151503	8515C	OPERS	1.3485	1	91,438.94
2151504	8515D	OPERS	1.3485	1	3,042,353.54
2151505	8515E	OPERS	1.3485	1	24,607.78
2151506	8515F	OPERS	1.3485	1	16,170.94
2151507	8515G	OPERS	1.3485	1	4,200.66
2151508	8515H	OPERS	1.3485	1	637.27
2151510	79902	OPERS	1.3485	1	741.44
2153001	8530A	Panhandle State University	1.3485	1	4,742,902.11
2155701	8557A	OK Police Pension	1.3485	1	24,311,197.76
2169502	8695B	Tax Commission	1.3485	1	360,297,423.51
2169505	8695E	Tax Commission	1.3485	1	52,963.75
2169520	8695T	Tax Commission	1.3485	1	1,236,501.93
2169521	8695U	Tax Commission	1.3485	1	58,376,158.69
2174007	8740G	State Treasurer	1.3485	1	997,201.75
2183006	8830F	DHS - CSED	1.3485	1	26,454,689.26
7200039	20000	Oklahoma Boll Weevil Eradication	1.3485	1	3,183,282.59
7200131	79901	Department of Corrections	1.3485	1	17,203,629.32
7200320	20000	Department of Wildlife	1.3485	1	4,229,041.70
7200359	20000	OERB	1.3485	1	12,888,347.28
7200370	20000	OIFA	1.3485	1	569,870.95
7200391	20000	Multiple Injury Trust Fund	1.3485	1	77,848.51
7200410	20000	Commissioners of the Land Office	1.3485	1	2,125,035.03
7200435	20000	Oklahoma Lottery Commission	1.3485	1	20,002,522.05
7200515	20000	OPERS	1.3485	1	383,928.76
7200588	20000	Real Estate Commission	1.3485	1	989,435.40
7200830	20000	Department of Human Services	1.3485	1	54,031.95
7201825	20100	University Hospitals Authority	1.3485	1	5,672,226.05
7205090	20500	OMES Risk Management Division/DSC	1.3485	1	56,199,880.58
7205131	79901	Department of Corrections	1.3485	1	782,131.01
7205204	20500	JM Davis Arms & Historical Museum	1.3485	1	5,696.40

Interest rate is net of 1.25 bp management fee



Office of the State Treasurer
Assets Under Management
March 31, 2021

Account	Class Funding	Agency	Interest Rate	Days to Maturity	Market Value
7205320	20500	Department of Wildlife	1.3485	1	885,976.54
7205359	20500	Sustaining OK Energy Resources	1.3485	1	6,056,337.76
7205435	20500	Oklahoma Lottery Commission	1.3485	1	130,110.09
7205515	20500	OPERS	1.3485	1	424,658.57
7205563	20500	OK Bd for Private Vocational Schools	1.3485	1	55,402.81
7205630	20500	Oklahoma Department of Securities	1.3485	1	943,181.02
7205807	20500	Oklahoma Health Care Authority	1.3485	1	4,747,873.56
7210270	21000	State Election Board	1.3485	1	3,799,817.36
7210320	21000	Department of Wildlife	1.3485	1	7,498,540.31
7210350	21000	Oklahoma Historical Society	1.3485	1	29.16
7210400	21000	Office of Juvenile Affairs	1.3485	1	20,537.97
7210410	21000	Commissioners of the Land Office	1.3485	1	131,185.88
7210515	21000	OPERS	1.3485	1	123,148.77
7210570	21000	State Board of Licensure for Professional Engineers & Lanc	1.3485	1	366,925.78
7210588	21000	Real Estate Commission	1.3485	1	317,543.84
7215270	21500	State of Oklahoma Election Board - HAVA	1.3485	1	10,080,286.56
7215320	21500	Department of Wildlife	1.3485	1	3,737,826.60
7215566	21500	Tourism & Recreation Department	1.3485	1	4,202,699.71
7215585	21500	Department of Public Safety	1.3485	1	451,135.99
7215670	21500	JD McCarty Center	1.3485	1	899,967.16
7215825	215000	University Hospitals Authority	1.3485	1	2,317,273.11
7216805	21600	Department of Rehabilitation Services	1.3485	1	746,289.48
7220090	22000	OSF Building Project Fund	1.3485	1	0.42
7220320	22000	Dept of Wildlife Conservation	1.3485	1	4,646,968.47
7220585	22000	Department of Public Safety	1.3485	1	5,013,612.40
7220830	22000	Department of Human Services	1.3485	1	13,661.76
7225040	22500	Department of Agriculture	1.3485	1	360,819.03
7225830	22500	Department of Human Services	1.3485	1	150,731.45
7230220	23000	Oklahoma Crime Victims Compensation	1.3485	1	2,354,616.23
7230345	23000	Department of Transportation	1.3485	1	4,075,880.03
7230695	23000	Tax Commission	1.3485	1	520,151.00
7230807	23000	Health Care Authority	1.3485	1	35,629.65
7235605	23500	Regents for Higher Education	1.3485	1	71,596.04
7240807	24000	Health Care Authority	1.3485	1	13,776,515.06
7244090	24400	OMES Dept of Central Services	1.3485	1	1,432,328.66
7245807	24500	Health Care Authority	1.3485	1	16,743,584.32
7255090	25500	Department of Central Services	1.3485	1	1,157,340.05
7255585	25500	Oklahoma Dept of Public Safety	1.3485	1	22,313.18
7260090	26000	OMES Risk Management Division	1.3485	1	5,610,989.79
7265090	26500	OMES- Risk Mgmt	1.3485	1	251,049.97
7275740	27500	OST - SEED	1.3485	1	25,162.54
7280090	28000	OMES DCS Property Distribution	1.3485	1	801,546.54
7280131	79901	Department of Corrections	1.3485	1	5,220,477.33

Interest rate is net of 1.25 bp management fee



Office of the State Treasurer
Assets Under Management
March 31, 2021

Account	Class Funding	Agency	Interest Rate	Days to Maturity	Market Value
7280345	28000	Department of Transportation	1.3485	1	1,386,780.09
7285345	28500	Department of Transportation	1.3485	1	178,191,103.43
7295090	27000	Emergency & Transportation	1.3485	1	4,790,771.95
7296150	29600	University of Science & Arts	1.3485	1	41.46
7303000	30300	Tobacco Litigation Escrow Fund	1.3485	1	30,061.60
7360566	36000	Tourism & Recreation Department	1.3485	1	6,474,231.84
7401105	40100	OCIA - NACEA Construction Series 2018B	1.3485	1	5,427,806.39
7403292	40300	Oklahoma Department of Environmental Quality	1.3485	1	288,613.67
7405220	40500	District Attorneys Council	1.3485	1	4,314,024.62
7408105	40800	OCIA	1.3485	1	539,294.73
7409105	40900	OCIA - NACEA Revenue Series 2018B	1.3485	1	155.63
7411105	41100	OCIA - Capitol Repair Revenue Series 2018C	1.3485	1	436,842.07
7412105	41200	OCIA	1.3485	1	1,255,892.82
7415105	41500	OCIA - DOC Construction Series 2018D	1.3485	1	49,680,081.63
7416000	41600	OSF - Oil Overcharge	1.3485	1	292,135.51
7416105	41600	OCIA - DOC Revenue Series 2018D	1.3485	1	752,545.12
7416160	41600	Department of Commerce	1.3485	1	3,032,576.94
7419105	41900	OCIA	1.3485	1	696,977.95
7420105	42000	OCIA - Construction Series 2019A	1.3485	1	5,410,329.79
7424105	42400	OCIA - Revenue Series 2019A	1.3485	1	300.47
7426000	42600	OSF - Oil Overcharge	1.3485	1	2,440,941.46
7426160	42600	Department of Commerce	1.3485	1	13,927,263.30
7427105	42700	OCIA - Construction Series 2019B	1.3485	1	12,214,301.38
7428105	42800	OCIA Endowed Chairs Fund	1.3485	1	959,116.53
7430010	43000	Oklahoma State University	1.3485	1	1,634,882.42
7430011	43000	Oklahoma State University	1.3485	1	2,287,014.00
7430012	43000	Oklahoma State University	1.3485	1	1,698,659.99
7430013	43000	Oklahoma State University	1.3485	1	1,443,278.30
7430014	43000	Oklahoma State University	1.3485	1	1,185,798.04
7430015	43000	Oklahoma State University	1.3485	1	1,804,708.84
7430016	43000	Oklahoma State University	1.3485	1	250,316.08
7430100	43000	Cameron University	1.3485	1	915,057.16
7430420	43000	Langston University	1.3485	1	747,584.45
7430461	43000	Rogers State College	1.3485	1	1,425,493.40
7430505	43000	Northwestern Oklahoma State University	1.3485	1	191,809.64
7430530	60000	Panhandle State University	1.3485	1	2,821.87
7430665	43000	Southwestern Oklahoma State University	1.3485	1	1,570,062.11
7430760	43000	University of Oklahoma	1.3485	1	29,569,536.92
7430770	43000	OUHSC	1.3485	1	79,480,407.27
7430773	43000	Oklahoma State University	1.3485	1	1,558,618.61
7434105	43400	OCIA	1.3485	1	67,804.67
7436000	43600	OSF - Oil Overcharge	1.3485	1	2,677.18
7436105	43600	OCIA	1.3485	1	619.83

Interest rate is net of 1.25 bp management fee



Office of the State Treasurer
 Assets Under Management
 March 31, 2021

Account	Class Funding	Agency	Interest Rate	Days to Maturity	Market Value
7437105	43700	OCIA	1.3485	1	29,510,936.25
7438105	43800	OCIA	1.3485	1	378,614.37
7439105	43900	OCIA Series 2020A Rev Fund	1.3485	1	1,402,026.61
7442105	44200	OCIA	1.3485	1	1,149,249.92
7443105	44300	OCIA	1.3485	1	130,932.25
7444835	44400	Water Resources Board	1.3485	1	5,894,898.85
7445105	44500	OCIA - 2017B Capitol Repair 2 Revenue	1.3485	1	802,192.02
7445835	44500	Water Resources Board	1.3485	1	2,714,515.78
7447105	44700	2017A Revenue Fund	1.3485	1	64,817.71
7450105	45000	OCIA Series 2020B	1.3485	1	987,977.69
7451105	45100	OCIA Series 2020B	1.3485	1	200,819,237.86
7452105	45200	OCIA Series 2020D	1.3485	1	85.61
7453105	45300	OCIA Series 2020D	1.3485	1	15,493,901.59
7454105	45400	OCIA Series 2020E	1.3485	1	269,441.97
7455105	45500	OCIA	1.3485	1	353,479.13
7455160	45500	Department of Commerce	1.3485	1	414,589.36
7456105	45600	OCIA Series 2020E	1.3485	1	45,864,158.16
7458105	45800	OCIA Series 2020C	1.3485	1	92,196.80
7460100	46000	Cameron University	1.3485	1	1,322,530.51
7460760	46000	University of Oklahoma	1.3485	1	169,109.94
7462105	46200	OCIA	1.3485	1	407,654.11
7464105	46400	OCIA	1.3485	1	9,645,318.71
7470010	47000	Oklahoma State University Capital Bond Project	1.3485	1	1,664,180.65
7471835	47100	Water Resources Board	1.3485	1	971,174.09
7472835	47200	Water Resources Board	1.3485	1	101,056,162.56
7473835	47300	Water Resources Board	1.3485	1	72,287,943.56
7475750	47500	Tulsa Community College	1.3485	1	6,006.37
7476760	47600	University of Oklahoma	1.3485	1	11,841,521.26
7479010	47900	Oklahoma State University Capital Bond Project	1.3485	1	18,037,748.74
7481633	48100	Oklahoma City Community College	1.3485	1	0.03
7482105	48200	OCIA	1.3485	1	27.32
7483633	48300	OCCC 2010 Bond	1.3485	1	0.06
7485010	48500	OKLAHOMA STATE UNIVERSITY	1.3485	1	316,769.77
7486010	48600	OKLAHOMA STATE UNIVERSITY	1.3485	1	1,081.15
7487010	48700	OKLAHOMA STATE UNIVERSITY	1.3485	1	581,357.00
7488010	48800	OKLAHOMA STATE UNIVERSITY	1.3485	1	946,338.99
7488105	48800	OCIA	1.3485	1	13,626.70
7490010	49000	Oklahoma State University	1.3485	1	47,838.82
7490013	49000	Oklahoma State University	1.3485	1	21,699.39
7490015	49000	Oklahoma State University	1.3485	1	50,851.91
7490270	49000	Oklahoma State Election Board	1.3485	1	1,534,629.38
7490760	49000	University of Oklahoma	1.3485	1	983,304.83
7490773	49000	Oklahoma State University	1.3485	1	57,088.24

Interest rate is net of 1.25 bp management fee



Office of the State Treasurer
Assets Under Management
March 31, 2021

Account	Class Funding	Agency	Interest Rate	Days to Maturity	Market Value
7491220	49100	District Attorneys Council	1.3485	1	4,373,401.73
7510410	8410A	Commissioners of the Land Office	1.3485	1	799,693.52
7511410	8410A	Commissioners of the Land Office	1.3485	1	1,366,348.49
7519410	8410A	Commissioners of the Land Office	1.3485	1	0.01
7600010	60000	Oklahoma State University	1.3485	1	5,608,590.04
7600100	60000	Cameron University	1.3485	1	725,677.87
7600120	60000	University of Central Oklahoma	1.3485	1	3,136,330.39
7600150	60000	University of Science & Arts	1.3485	1	594,304.44
7600230	60000	East Central University	1.3485	1	1,498,303.12
7600420	60000	Langston University	1.3485	1	2,552,468.53
7600485	60000	Northeastern State University	1.3485	1	2,508,712.80
7600490	60000	Northern Oklahoma College	1.3485	1	1,052,765.99
7600505	60000	Northwestern Oklahoma State University	1.3485	1	2,200,178.37
7600530	60000	Panhandle State University	1.3485	1	197,968.36
7600660	60000	Southeastern Oklahoma State University	1.3485	1	102,292.53
7600665	60000	Southwestern Oklahoma State University	1.3485	1	2,063,217.61
7600760	60000	University of Oklahoma	1.3485	1	4,005,390.40
7650010	65000	Oklahoma State University	1.3485	1	3,113,377.55
7650100	65000	Cameron University	1.3485	1	836,018.52
7650120	65000	University of Central Oklahoma	1.3485	1	1,658,577.59
7650150	65000	University of Science & Arts	1.3485	1	432,530.91
7650230	65000	East Central University	1.3485	1	1,275,165.56
7650420	65000	Langston University	1.3485	1	1,247,983.74
7650485	65000	Northeastern State University	1.3485	1	904,567.03
7650490	65000	Northern Oklahoma College	1.3485	1	1,569,869.99
7650505	65000	Northwestern Oklahoma State University	1.3485	1	717,415.69
7650530	65000	Panhandle State University	1.3485	1	35,018.44
7650660	65000	Southeastern Oklahoma State University	1.3485	1	30,675.20
7650665	65000	Southwestern Oklahoma State University	1.3485	1	598,524.24
7650760	65000	University of Oklahoma	1.3485	1	3,484,013.59
7700040	70000	Department of Agriculture	1.3485	1	11,098,400.02
7700041	70000	Western Oklahoma State College	1.3485	1	326,615.77
7700131	79901	Department of Corrections	1.3485	1	20,941,508.58
7700240	70000	Eastern Oklahoma State College	1.3485	1	1,645,654.52
7700340	40000	State Health Department	1.3485	1	209,119.24
7700461	70000	Rogers State College	1.3485	1	8,398,038.41
7700490	70000	Northern Oklahoma College	1.3485	1	995,568.83
7700606	70000	Ardmore Higher Education Center	1.3485	1	193,943.26
7700633	70000	Oklahoma City Community College	1.3485	1	11,871,504.84
7700660	70000	Southeastern Oklahoma State University	1.3485	1	10,766,300.69
7700760	70000	University of Oklahoma	1.3485	1	122,768,494.47
7700830	70000	Department of Human Services	1.3485	1	1,090,305.33
7701010	70100	Oklahoma State University	1.3485	1	6,857,779.73

Interest rate is net of 1.25 bp management fee



Office of the State Treasurer
Assets Under Management
March 31, 2021

Account	Class Funding	Agency	Interest Rate	Days to Maturity	Market Value
7701150	70100	University of Science & Arts	1.3485	1	2,872,732.06
7701165	70100	Connors State College	1.3485	1	661,071.96
7701400	70100	Office of Juvenile Affairs	1.3485	1	9,364.98
7701480	70100	Northeastern Oklahoma A&M College	1.3485	1	109,802.16
7701530	70100	Panhandle State University	1.3485	1	93,071.66
7701605	70100	Regents for Higher Education	1.3485	1	31,800,836.61
7701650	70100	Department of Veteran Affairs	1.3485	1	708,532.74
7701770	70100	OUHSC	1.3485	1	519,345,336.06
7701805	70100	Department of Rehabilitation Services	1.3485	1	169,719.32
7701865	70100	OK Workers' Comp Commission	1.3485	1	5,827,352.91
7702120	70200	University of Central Oklahoma	1.3485	1	15,128,519.10
7702650	70200	Department of Veteran Affairs	1.3485	1	397,159.45
7703650	70300	Department of Veteran Affairs	1.3485	1	519,809.60
7704120	70400	University of Central Oklahoma	1.3485	1	813,602.90
7704650	70400	Department of Veteran Affairs	1.3485	1	536,304.77
7704865	70400	OK Workers' Comp Commission	1.3485	1	24,981.42
7705505	70500	Northwestern Oklahoma State University	1.3485	1	1,738,937.24
7705650	70500	Department of Veteran Affairs	1.3485	1	524,395.02
7705675	70500	Self Insurance Guaranty Fund	1.3485	1	2,473,449.49
7705865	70500	OK Workers' Comp Commission	1.3485	1	42,817.68
7706452	70600	Community Mental Health Center Rep Payee Account	1.3485	1	8,413.25
7706650	70600	Department of Veteran Affairs	1.3485	1	111,628.19
7706750	70600	Tulsa Community College	1.3485	1	928,064.19
7706865	70600	OK Workers' Comp Commission	1.3485	1	175,867.01
7707452	70700	Central Oklahoma CMHC Rep Payee Account	1.3485	1	48,959.41
7707585	70700	Department of Public Safety	1.3485	1	3,233,442.51
7707605	70700	Regents for Higher Education	1.3485	1	8,709,099.10
7707650	70700	Department of Veteran Affairs	1.3485	1	320,140.16
7707865	70700	OK Workers' Comp Commission	1.3485	1	242,156.57
7708108	70800	Carl Albert State College	1.3485	1	7,405,515.71
7708605	70800	Regents for Higher Education	1.3485	1	24,075.00
7709605	70900	Regents for Higher Education	1.3485	1	2,485,404.20
7710350	71000	Oklahoma Historical Society	1.3485	1	1,293,038.90
7710452	71000	Oklahoma Department of Mental Health	1.3485	1	1,567,694.44
7710605	71000	Regents for Higher Education	1.3485	1	2,008,909.64
7711185	8740G	Corporation Commission	1.3485	1	71,843,953.98
7711420	71100	Langston University	1.3485	1	365,772.48
7711452	71100	Griffin Memorial Hospital Rep Payee	1.3485	1	86,153.03
7711605	71100	Regents for Higher Education	1.3485	1	778,218.10
7712605	71200	Regents for Higher Education	1.3485	1	131,963.07
7713605	71300	Regents for Higher Education	1.3485	1	81,963,639.14
7714605	71400	Regents for Higher Education	1.3485	1	14,243,001.71
7715605	71500	Regents for Higher Education	1.3485	1	491,420.80

Interest rate is net of 1.25 bp management fee



Office of the State Treasurer
 Assets Under Management
 March 31, 2021

Account	Class Funding	Agency	Interest Rate	Days to Maturity	Market Value
7718605	71800	Regents for Higher Education	1.3485	1	10,754,595.35
7719605	71900	Regents for Higher Education	1.3485	1	38,382.46
7723623	72300	Seminole State College	1.3485	1	822,043.39
7725100	72500	Cameron University	1.3485	1	2,849,704.43
7730230	73000	East Central University	1.3485	1	8,412,450.72
7730830	73000	Department of Human Services	1.3485	1	287,821.24
7740605	74000	Regents for Higher Education	1.3485	1	16,261,343.57
7741241	74100	Redlands Community College	1.3485	1	1,824,669.95
7745605	74500	Regents for Higher Education	1.3485	1	59,274.91
7747470	74700	Murray State College	1.3485	1	2,903,999.86
7750350	75000	Oklahoma Historical Society	1.3485	1	844,471.04
7750531	75000	Rose State College	1.3485	1	13,023,406.51
7751485	75100	Northeastern State University	1.3485	1	16,239,630.79
7752485	75200	Northeastern State University	1.3485	1	2,952,071.41
7765665	76500	Southwestern Oklahoma State University	1.3485	1	2,420,929.19
7790041	79000	Western Oklahoma State College	1.3485	1	3,276.87
7790230	79000	East Central University	1.3485	1	0.92
7790470	79000	Murray State College	1.3485	1	1,937.73
7790490	79000	Northern Oklahoma College	1.3485	1	193.23
7790660	79000	Southeastern Oklahoma State University	1.3485	1	6,384.51
7805370	80500	OIFA	1.3485	1	107.13
7823740	82300	OCIA 2008B Reserve Fund	1.3485	1	681.59
7845740	84500	OCIA 2008A Sinking Fund	1.3485	1	4,833.58
7846740	84600	OCIA 2008B Sinking Fund	1.3485	1	1,046.86
7847740	84700	OSF Building Project Fund	1.3485	1	7,637.55
7848740	84800	OSF Building Project Fund	1.3485	1	84,130.10
7851740	85100	OCIA	1.3485	1	10,198,295.32
7853740	85300	Oklahoma 2010b GO Sinking Fund	1.3485	1	16,340.06
7854740	85400	OCIA Endowed Chair Fund 2010	1.3485	1	6,425,424.81
7857740	85700	OCIA 2010A Highway Capital Improvements	1.3485	1	345,400.69
7858740	85800	OCIA 2010b Highway Capital Improvements	1.3485	1	3,392,481.35
7860740	86000	OCIA 2012 State Highway	1.3485	1	2,516,510.42
7862740	86200	OCIA 2013	1.3485	1	1,623,954.46
7910467	91000	OSF Escrow Fund	1.3485	1	182,671.90
7920605	92000	Regents for Higher Education	1.3485	1	28,538,874.44
State Agency, Investable Base					3,055,356,587.61
State of Oklahoma, Investable Base					6,307,129,667.26
Assets Under Management					9,362,486,255