



Randy McDaniel
Oklahoma State Treasurer

Treasurer's Investments

October 2019

Treasurer's Mission Statement

The mission of the Office of the State Treasurer is to serve the people of Oklahoma by providing sound banking and investment services, reuniting individuals and businesses with their unclaimed property, and promoting economic opportunities in a fiscally responsible and efficient manner while adhering to the highest professional and ethical standards.



OKLAHOMA STATE TREASURER
RANDY McDANIEL

December 30, 2019

To the People of Oklahoma:

The Office of the State Treasurer is pleased to issue the October monthly investment performance report. I trust you will find it thorough and in keeping with my commitment to provide disclosure of the economic environment and portfolio results. As always, my staff and I are available to answer any questions.

Market Conditions

The yield curve was still slightly inverted with the 3-month treasury yielding more than the 5-year note. The spread between the 2-year and 10-year treasuries was 0.16% over the previous month, with the benchmark coming in at 1.69%. The 30-year treasury was 2.18%, rising 0.07% from September.

The S&P Index reached all-time highs on Oct. 28-29, due to better than expected company earnings, and finished the month at 3,037. The returns for the S&P 500 were 2% and 21% for the year. The Dow Jones industrial average was at 27,046 and the NASDAQ ended the month at 8,292. The Dow earned .48% and 15.9% for the month and year. Total return for the year by NASDAQ was 24.9% and 3.6% for October.

The Federal Reserve reduced interest rates on October 30 by 0.25% for the third time since July. According to Bloomberg News, Fed Chairman Jerome Powell said that “he didn’t expect an extended series of rate reductions, while describing easing as an effort to provide insurance for an aging economic expansion imperiled by trade tensions and faltering global growth”.

Economic Developments

The Labor Department reported that total non-farm payrolls for September were 136,000, which included 1,000 temporary government workers hired for the 2020 consensus count. The unemployment rate unexpectedly dropped by 0.02% to 3.5% and was the lowest rate since December 1969. “The U-6, or underemployment rate, slipped to 6.9%, the lowest since 2000, from 7.2%. Some analysts see this as a more accurate reflection of the labor market as it includes part-time workers who’d prefer a full-time position and those who aren’t actively looking”, according to Bloomberg News.

Prices paid by U.S. consumers in September were static, with the headline consumer price index (CPI) coming in flat and being the weakest reading since January. According to CNBC, “the cost of food and rents were offset by decreases in the prices of energy and used cars and trucks”. This was in comparison to the CPI in the previous month increasing by 0.1%. On a year-over-year basis, the CPI increased 1.7%. Core CPI, which excludes volatile food and energy components, gained 0.1% after climbing 0.3% for three consecutive months. The producer price index fell 0.3%, which did not meet economic forecasts and was attributed to decreases in the costs of goods and services by the Labor Department. The PPI on a year-over-year basis increased 1.4%, which represented the lowest gain since November 2016.

Retail sales for September came in below expectations dropping 0.3% from the prior month, reflecting the first decrease in seven months. On a positive note, sales for August were upwardly revised by 0.2% to 0.6%. According to Bloomberg News, “Non-store retailers, which include online shopping, fell 0.3%, the

biggest drop since December. General merchandise stores were down 0.3%, building materials fell 1% and sporting goods, hobby, musical instrument and book stores dropped 0.1%”.

The National Association of Realtors (NARS) reported that existing-home sales fell in all regions during the month of September, declining by 2.2% over the previous month, coming in at a seasonally adjusted annual rate of 5.38 million. On a year-over-year basis, overall sales increased 3.9%. The drop in sales was attributed by NARS to low home inventory.

The third quarter gross domestic product (GDP) beat expectations coming in at an annualized rate of 1.9%. According to Bloomberg News, “The GDP report’s composition showed a second-straight contraction in nonresidential investment, which fell an annualized 3% after declining 1% in the second quarter. Net exports were a slight drag on the expansion, subtracting 0.08 percentage point from growth as inventories also weighed slightly. Federal spending drove a gain in government consumption”.

Portfolio Commentary: Performance, Diversification, and Strategy

The Treasurer’s portfolio yielded 2.55% in October with a weighted average maturity of 886 days. The total assets under management by the treasurer was \$7.8 billion, in comparison to \$6.0 billion a year ago. The portfolio’s diversification strategy continues to be sound. U.S. government sponsored enterprises accounted for approximately 26% of the portfolio and mortgage-backed securities were 42%. U.S. treasuries represented 23% of assets, money market mutual funds were 6% and Certificates of Deposits were 2%. State bond issues, foreign bonds and municipals totaled 1% and comprised the balance of funds invested. In keeping with the state’s statutory investment objectives, the portfolio strategy continues to be seeking safety, liquidity, and return on investment, in that order. Laddered bond maturities and a buy-and-hold strategy were utilized. Market observation for investment opportunities were considered in order to maximize income within investment parameters and with regard to the likelihood of stable interest rates.

Collateralization

All funds under the control of this office requiring collateralization were secured at rates ranging from 100% to 110%, depending on the type of investment.

Payments, Fees, and Commissions

Securities were purchased or sold utilizing competitive bidding. Bank fees and money market mutual fund operating expenses are detailed in the attached pages, as is the earnings split between the treasurer and the master custodian bank on securities lending income.

Total Funds Invested

Funds available for investment, at market value, include the State Treasurer’s investments at \$5,131,674,687 and State Agency balances in OK Invest at \$2,725,179,462 for a total of \$7,856,854,149.

Best regards,

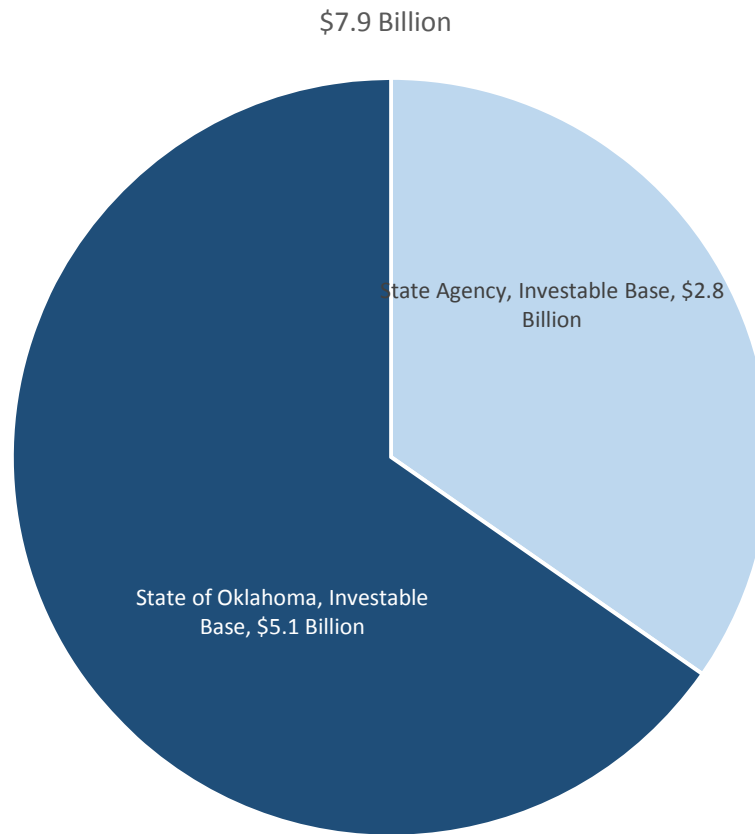


RANDY MCDANIEL
STATE TREASURER

cc: The Honorable Kevin Stitt, Governor
The Honorable Greg Treat, President Pro Tempore
The Honorable Charles McCall, Speaker of the House
The Honorable Mike Hunter, Attorney General
The Honorable Cindy Byrd, State Auditor and Inspector



Office of the State Treasurer
Distribution of Assets Under Management
October 31, 2019





Office of the State Treasurer
Portfolio Composition
October 31, 2019

Asset Category	Face Amount/Shares	Market Value	Book Value	% of Portfolio	YTM @ Cost	Weighted Average Maturity
Certificate of Deposit	147,035,000	147,035,000	147,035,000	1.9	2.22%	55
Foreign Bonds	50,000,000	49,720,434	50,000,000	0.7	3.04%	725
Money Market - Mutual Funds	482,969,508	482,969,508	482,969,508	6.3	1.76%	1
Municipal Bonds	9,870,000	10,346,372	9,870,000	0.1	5.19%	577
State Bond Issues	30,000,000	30,000,000	30,000,000	0.4	2.50%	2,284
US Agency - MBS	3,218,455,948	3,361,382,116	3,280,271,708	41.8	2.89%	1,476
US Agency Bonds	2,000,000,000	2,013,035,486	1,997,220,940	26.0	2.44%	353
US Treasury Bonds / Notes	1,750,000,000	1,762,365,234	1,744,113,377	22.8	2.25%	685
Total / Average	7,688,330,456	7,856,854,150	7,741,480,533	100.0	2.55%	886

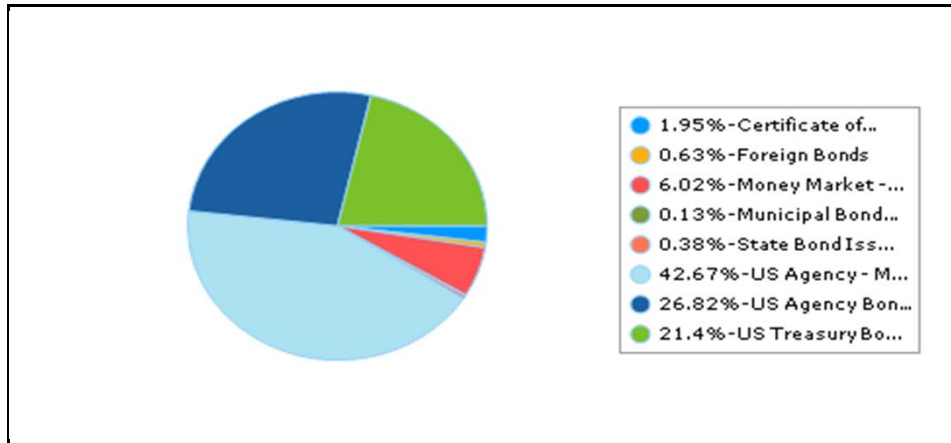


Office of the State Treasurer
 Distribution by Asset Category - Market Value
 Report Group: Monthly Investment Report

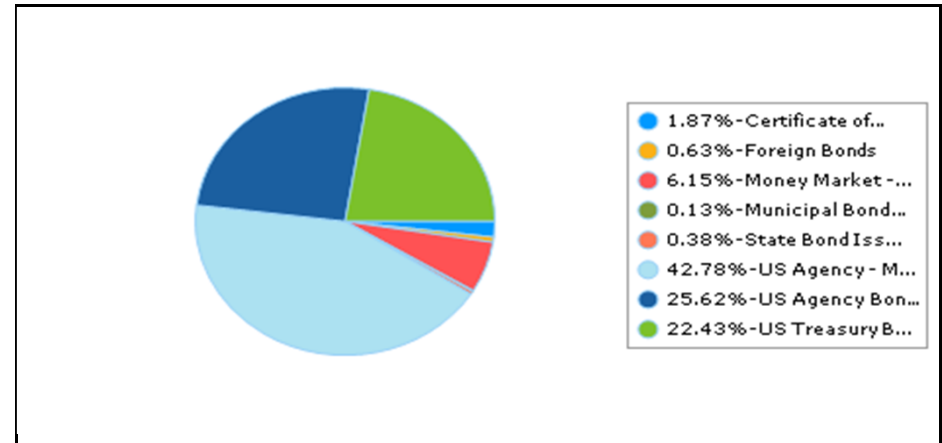
Begin Date: 9/30/2019, End Date: 10/31/2019

Asset Category	Market Value 9/30/2019	% of Portfolio 9/30/2019	Market Value 10/31/2019	% of Portfolio 9/30/2019
Certificate of Deposit	153,535,000	2.0	147,035,000	2.0
Foreign Bonds	49,568,760	0.6	49,720,434	0.6
Money Market - Mutual Funds	474,020,293	6.0	482,969,508	6.0
Municipal Bonds	10,363,728	0.1	10,346,372	0.1
State Bond Issues	30,000,000	0.4	30,000,000	0.4
US Agency - MBS	3,358,890,905	42.7	3,361,382,116	42.7
US Agency Bonds	2,110,713,434	26.8	2,013,035,486	26.8
US Treasury Bonds / Notes	1,684,290,038	21.4	1,762,365,234	21.4
Total / Average	7,871,382,158	100.0	7,856,854,150	100.0

Portfolio Holdings as of 9/30/2019



Portfolio Holdings as of 10/31/2019

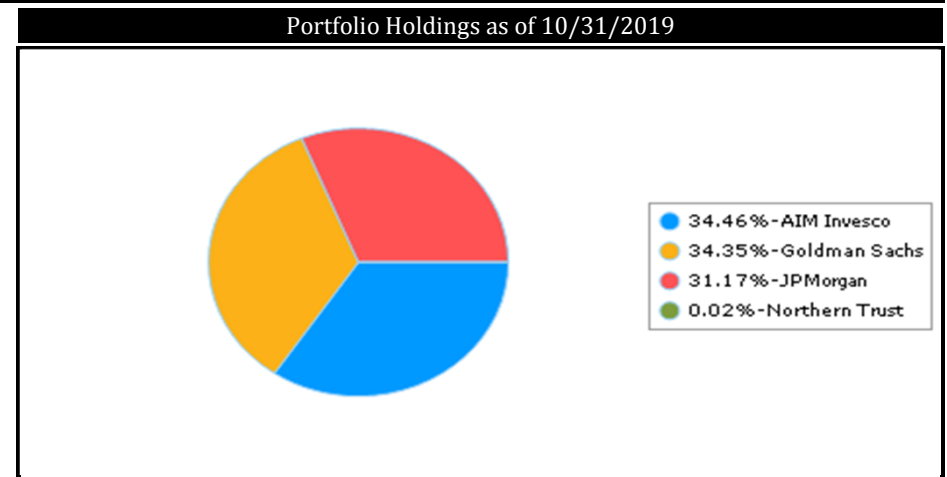
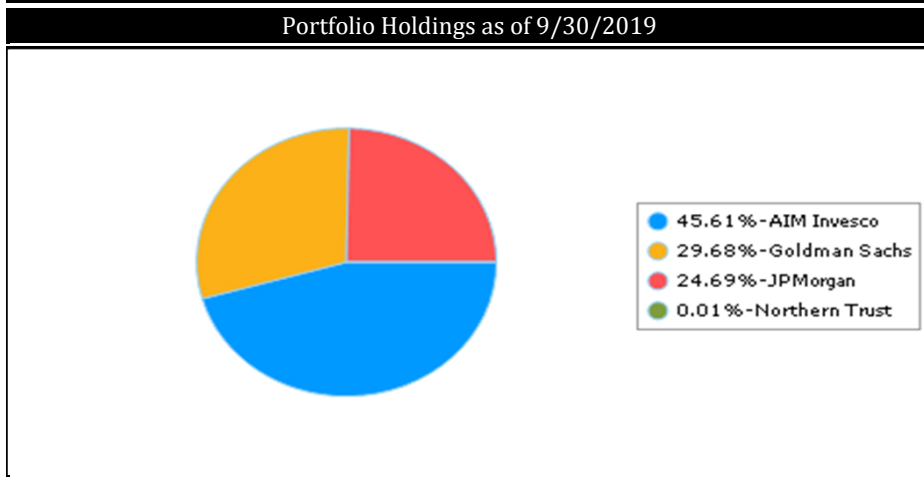




Office of the State Treasurer
 Distribution by Issuer - Market Value
 Report Group: Money Market / Mutual Funds

Begin Date: 9/30/2019, End Date: 10/31/2019

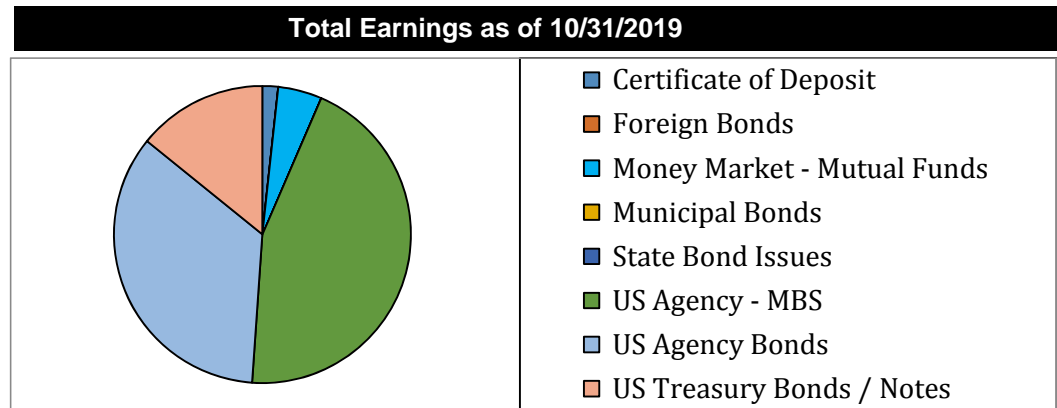
Issuer Allocation				
Issuer	Market Value 9/30/2019	% of Portfolio 9/30/2019	Market Value 10/31/2019	% of Portfolio 10/31/2019
AIM Invesco	216,213,163	45.6	166,443,584	34.5
Goldman Sachs	140,693,066	29.7	165,905,887	34.3
JPMorgan	117,045,530	24.7	150,543,134	31.2
Northern Trust	68,534	0.0	76,903	0.0
Total / Average	474,020,293	100.0	482,969,508	100.0





Office of the State Treasurer
 Earnings by Asset Category
 October 31, 2019

Asset Category	YTM @ Cost	Interest Earned Net of Amortization/ Accretion	Realized Gain/Loss	Total Earnings
Certificate of Deposit	2.22%	234,640	-	234,640
Foreign Bonds	3.04%	-	-	-
Money Market - Mutual Funds	1.76%	654,163	-	654,163
Municipal Bonds	5.19%	-	-	-
State Bond Issues	2.50%	-	-	-
US Agency - MBS	2.88%	6,114,761	-	6,114,761
US Agency Bonds	2.44%	4,757,850	-	4,757,850
US Treasury Bonds / Notes	2.25%	1,942,749	-	1,942,749
Link Deposit (not active)		-	-	-
Total or Average	2.55%	13,704,163	-	13,704,163





Office of the State Treasurer
Investment Activity
October 31, 2019

Description	CUSIP	Broker/ Dealer	Trade Date	Settlement Date	YTM @ Cost	Par	Principal	Price	Interest	Total
Buy										
GNMA MBS 3.5 10/15/2049	3617LJ3B7	Wells Fargo	10/30/2019	10/31/2019	2.744	75,000,000	78,105,469	104.14	218,750	78,324,219
T-Bond 1.5 8/15/2022	912828YA2	RBC	10/24/2019	10/25/2019	1.550	25,000,000	24,965,750	99.86	72,351	25,038,101
T-Note 1.75 6/30/2022	912828XW5	UMB Bank	10/24/2019	10/25/2019	1.543	25,000,000	25,135,000	100.54	139,096	25,274,096
T-Note 1.75 7/15/2022	9128287C8	Hilltop	10/24/2019	10/25/2019	1.563	25,000,000	25,124,000	100.50	121,264	25,245,264
						150,000,000	153,330,219			153,881,679
Sell										
						0	0			0
Matured										
FHLB 1.5 10/21/2019	3130ACM92	Morgan Stanley	10/21/2019	10/21/2019		25,000,000	25,000,000			25,000,000
FHLMC 1.25 10/2/2019	3137EADM8	Morgan Stanley	10/02/2019	10/02/2019		25,000,000	25,000,000			25,000,000
FHLMC 1.625 10/25/2019	3134GBHT2	Bank of Oklahoma	10/25/2019	10/25/2019		25,000,000	25,000,000			25,000,000
FNMA 1 10/24/2019	3135G0R39	Wells Fargo	10/24/2019	10/24/2019		25,000,000	25,000,000			25,000,000
						100,000,000	100,000,000			100,000,000
Called										
						0	0			0
Net Change in Investments						50,000,000	53,330,219			53,881,679



Office of the State Treasurer
Transactions by Security Type
October 31, 2019

Description	CUSIP	Action	Settlement Date	Maturity Date	YTM @ Cost	Par	Principal	Price	Interest	Total
US Agency Bonds						0	0		0	0
US Agency - Mortgage Backed Securities										
GNMA MBS 3.5 10/15/2049	3617LJ3B7	Buy	10/31/2019	10/15/2049	2.744	75,000,000	78,105,469	104.141	218,750	78,324,219
						75,000,000	78,105,469		218,750	78,324,219
US Treasury Bonds and Notes										
T-Bond 1.5 8/15/2022	912828YA2	Buy	10/25/2019	08/15/2022	1.550	25,000,000	24,965,750	99.863	72,351	25,038,101
T-Note 1.75 6/30/2022	912828XW5	Buy	10/25/2019	06/30/2022	1.543	25,000,000	25,135,000	100.540	139,096	25,274,096
T-Note 1.75 7/15/2022	9128287C8	Buy	10/25/2019	07/15/2022	1.563	25,000,000	25,124,000	100.496	121,264	25,245,264
						75,000,000	75,224,750		332,711	75,557,461
Foreign Bonds										
						0	0		0	0
Certificates of Deposits							26,145,000			
Total							179,475,219			



Office of the State Treasurer
 Transactions by Broker
 October 31, 2019

Description	CUSIP	Action	Asset Category	Settlement Date	Maturity Date	YTM @ Cost	Par	Principal	Price	Interest	Total
Hilltop											
T-Note 1.75 7/15/2022	9128287C8	Buy	US Treasury Bonds / Notes	10/25/2019	07/15/2022	1.563	25,000,000	25,124,000	100.496	121,264	25,245,264
							<u>25,000,000</u>	<u>25,124,000</u>		<u>121,264</u>	<u>25,245,264</u>
RBC											
T-Bond 1.5 8/15/2022	912828YA2	Buy	US Treasury Bonds / Notes	10/25/2019	08/15/2022	1.550	25,000,000	24,965,750	99.863	72,351	25,038,101
							<u>25,000,000</u>	<u>24,965,750</u>		<u>72,351</u>	<u>25,038,101</u>
UMB Bank											
T-Note 1.75 6/30/2022	912828XW5	Buy	US Treasury Bonds / Notes	10/25/2019	06/30/2022	1.543	25,000,000	25,135,000	100.540	139,096	25,274,096
							<u>25,000,000</u>	<u>25,135,000</u>		<u>139,096</u>	<u>25,274,096</u>
Wells Fargo											
GNMA MBS 3.5 10/15/2049	3617LJ3B7	Buy	US Agency - MBS	10/31/2019	10/15/2049	2.744	75,000,000	78,105,469	104.141	218,750	78,324,219
							<u>75,000,000</u>	<u>78,105,469</u>		<u>218,750</u>	<u>78,324,219</u>
Total Securities							<u>150,000,000</u>	<u>153,330,219</u>		<u>551,461</u>	<u>153,881,679</u>



Office of the State Treasurer
 Comparison of Actual Earnings to Estimated Earnings
 October 31, 2019

Fiscal Year to Date								
Asset Category	Revenues Actual	Revenues Estimate	Variance	Percent	Investable Base - Actual	Investable Base - Est.	Variance	Percent
Certificates of Deposit	814,205	696,535	117,670	16.89%	95,839,877	103,000,000	(7,160,123)	-6.95%
Foreign Bonds	0	0	0		32,408,612	32,000,000	408,612	1.28%
Money Market Mutual Funds	1,858,573	1,893,767	-35,194	-1.86%	314,807,618	500,000,000	(185,192,382)	-37.04%
Municipal Bonds	663,018	235,809	427,209	181.17%	6,743,939	6,000,000	743,939	12.40%
State of OK Bonds	195,000	176,857	18,143	10.26%	30,000,000	30,000,000	0	0.00%
US Treasury, Agency and MBS	27,818,755	30,464,932	-2,646,177	-8.69%	4,651,874,642	4,100,000,000	551,874,642	13.46%
Total or Average	31,349,551	33,467,900	(2,118,349)	-6.33%	5,131,674,688	4,771,000,000	360,674,688	7.56%

In February 2019, the Treasurer estimated earnings to the Board of Equalization for Fiscal Year 2020. The amount estimated was \$115,000,000. Year-to-date actual earnings are recorded on a cash basis of accounting.



Office of the State Treasurer
Comparison of Actual Earnings to Estimated Earnings
October 31, 2019

The following page presents market rates of return on the Securities portion of the General Account and the State's aggregated State Agency Accounts. These figures, which are dollar-weighted and time-weighted where appropriate, are calculated using the percentage change in market value (inclusive of accrued income) from the end of the prior month to the end of the reporting month.

To ensure the integrity of data, this information is provided by the Treasurer's custodian bank acting in its capacity as an external third party. As such, performance measurement is presently confined to those investments which are held with the custodian bank Northern Trust Company.

Benchmark data is also provided on the following page.



Office of the State Treasurer
Performance Comparison
October 31, 2019

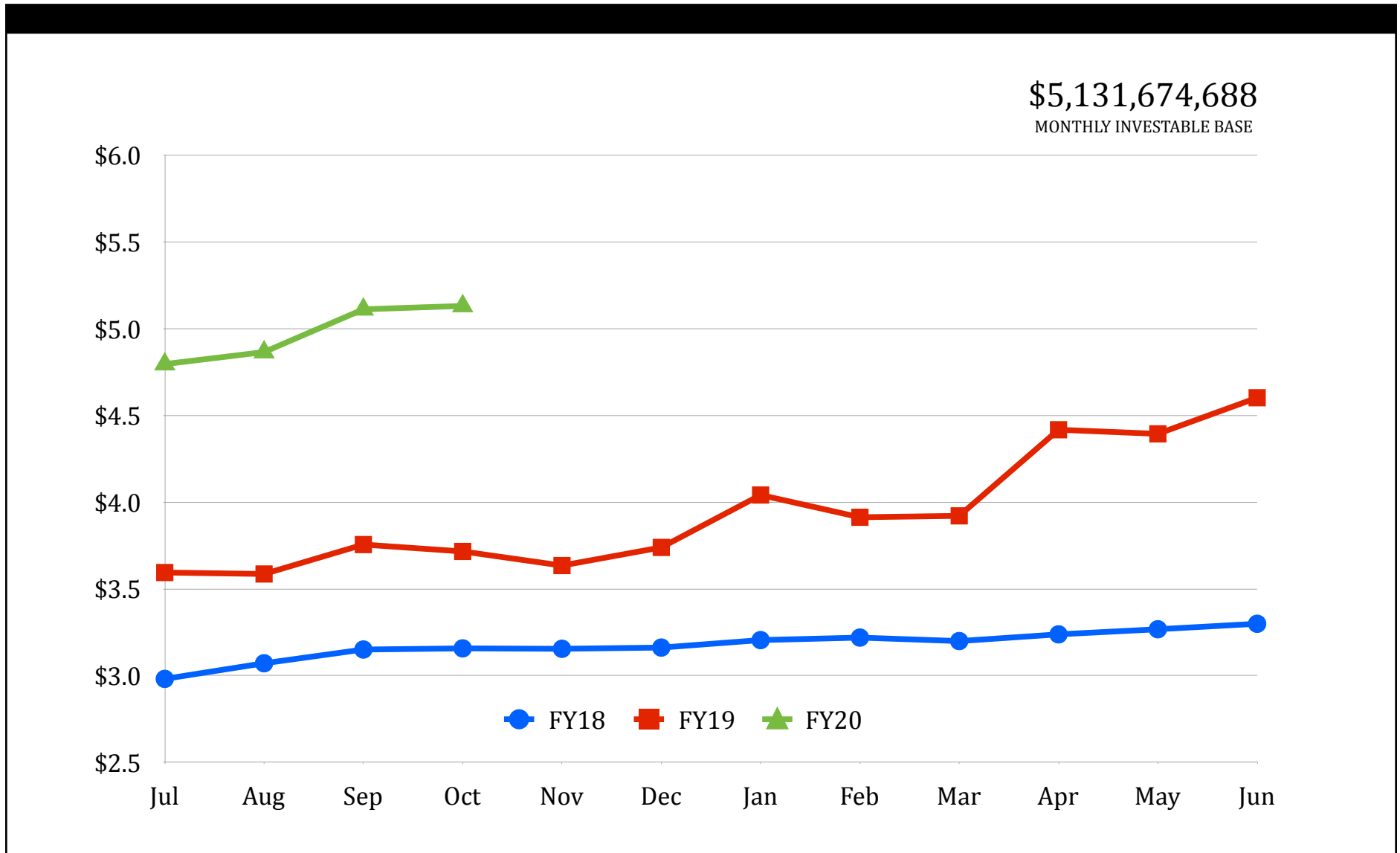
	Current Month	Fiscal Year-to-Date
Securities, General Revenue Account	0.30%	1.14%
Securities, Agency Directed Langston University	2.16%	2.66%
Benchmark Merrill Lynch 1 Year US Treasury Note Index	0.34%	0.98%

Analysis by Northern Trust Company

Represents dollar-weighted and time-weighted rates of return



OFFICE OF THE STATE TREASURER
Monthly Investable Base (Billions)
October 31, 2019





Office of the State Treasurer
Banking, Custody, and other Fees
October 31, 2019

Depository Bank	Tax ID Number	City	State	Amount
Arvest Bank	71-0118700	Norman	Oklahoma	108
BancFirst	73-1332918	OKC	Oklahoma	7,653
Central National Bank	73-0177591	Alva	Oklahoma	53
Central National Bank	73-0783952	Enid	Oklahoma	30
Federal Reserve Bank	44-0545874	Kansas City	Kansas	878
JP Morgan/Chase, Okla., NA	73-0777610	OKC	Oklahoma	31,089
Total				39,812

Money Market Mutual Funds
The State Treasurer participates in the following money market mutual funds. The funds managers are compensated for certain operating expenses by deducting a fee from the gross interest earnings.

Fund Manager	Tax ID	Annualized fee	Amount
Invesco	76-0574220	0.180%	24,932
JPMorgan Securities	23-2694160	0.180%	22,551
Goldman Sachs	06-1287410	0.110%	15,188
BOSC Inc	73-1275307	0.070%	9,665

Note: Pursuant to Oklahoma State Statute Title 62, Section 89.7, all known fees are to be reported. The money market mutual fund fees reported are shown at the contracted rate.

Securities Lending Program
The State Treasurer participates in a securities lending program with Northern Trust Company acting as lending agent. Northern Trust retains 20% of the revenues generated as compensation for services, their share for the month was \$4,170. Pursuant to Oklahoma State Statute Title 62 Section 90, the State Treasurer retains the first \$450,000 of security lending revenue in a revolving fund. These funds are used to pay custody and other banking fees. Any revenue not needed for this purpose is deposited to the General Fund.

Northern Trust Custody Fees
Pursuant to custodial contract with Northern Trust Company, custody fees are paid quarterly. Fees paid to Northern Trust Company for the first quarter was \$11,250.



Randy McDaniel
Oklahoma State Treasurer

Agency-Directed Investments

October 2019

Treasurer's Mission Statement

The mission of the Office of the State Treasurer is to serve the people of Oklahoma by providing sound banking and investment services, reuniting individuals and businesses with their unclaimed property, and promoting economic opportunities in a fiscally responsible and efficient manner while adhering to the highest professional and ethical standards.



Office of the State Treasurer
Agency Directed Investments
October 31, 2019

Langston University

Issuer	Face Amount/Shares	Market Value	Book Value	% of Portfolio
Fundamental Investors Inc A	16,499	1,003,786	371,159	31.6
Investment Co of America A	16,849	650,355	371,249	32.3
Northern Trust - Agency Fund	1,415	1,415	1,415	2.7
Washington Mutual Fund A	17,405	819,232	371,270	33.4
Total / Average	52,168	2,474,788	1,115,093	100.0



Office of the State Treasurer
State Agency Directed by Broker
October 31, 2019

Broker	Tax ID	Purchases at Cost	Sales at Cost
No activity			



Office of the State Treasurer
State Agency Directed by Security Type
October 31, 2019

Broker	Tax ID	Purchases at Cost	Sales at Cost
No activity			



Office of the State Treasurer
 Assets Under Management
 October 31, 2019

Account	Class Funding	Agency	Interest Rate	Days to Maturity	Market Value
2109002	8090B	OMES- Risk Mgmt Revolving Fund ASA	2.5485	1	69,645,035.10
2118506	8185F	Corportation Commission	2.5485	1	21,248,485.27
2137001	8370A	OIFA	2.5855	1	31,372,594.70
2139101	8391A	Multiple Injury Trust Fund	2.5855	1	1,869,481.29
2141001	8410A	Commissioners of the Land Office	2.5855	1	50,624,506.50
2142001	8420A	Langston University	2.5855	1	18,925,773.34
2143500	79901	Oklahoma Lottery Commission	2.5855	1	10,055,609.76
2143501	8435A	Oklahoma Lottery Commission	2.5855	1	1,979,781.71
2147704	8477D	Oklahoma Bureau of Narcotics	2.5855	1	1,105,912.06
2151500	79901	OPERS	2.5855	1	441,966.71
2151501	8515A	OPERS	2.5855	1	462,741.57
2151502	8515B	OPERS	2.5855	1	73,200.76
2151503	8515C	OPERS	2.5855	1	177,941.22
2151504	8515D	OPERS	2.5855	1	2,237,404.24
2151505	8515E	OPERS	2.5855	1	7,662.10
2151506	8515F	OPERS	2.5855	1	24,136.15
2151507	8515G	OPERS	2.5855	1	17,829.00
2151508	8515H	OPERS	2.5855	1	3,015.19
2151510	79902	OPERS	2.5855	1	741.44
2153001	8530A	Panhandle State University	2.5855	1	2,477,268.23
2155701	8557A	OK Police Pension	2.5855	1	23,955,016.79
2169502	8695B	Tax Commission	2.5855	1	397,580,274.25
2169520	8695T	Tax Commission	2.5855	1	619,900.55
2169521	8695U	Tax Commission	2.5855	1	59,349,397.05
2174007	8740G	State Treasurer	2.5855	1	652,216.87
2183006	8830F	DHS - CSED	2.5855	1	8,602,943.54
7200039	20000	Oklahoma Boll Weevil Eradication	2.5855	1	2,770,221.36
7200320	20000	Department of Wildlife	2.5855	1	1,542,181.25
7200359	20000	OERB	2.5855	1	15,705,263.26
7200370	20000	OIFA	2.5855	1	748,745.85
7200391	20000	Multiple Injury Trust Fund	2.5855	1	70,697.25
7200410	20000	Commissioners of the Land Office	2.5855	1	1,538,735.14
7200435	20000	Oklahoma Lottery Commission	2.5855	1	3,535,982.80
7200515	20000	OPERS	2.5855	1	118,098.04
7200557	20000	Oklahoma Police Pension	2.5855	1	39,880.63
7200588	20000	Real Estate Commission	2.5855	1	326,474.53
7200830	20000	Department of Human Services	2.5855	1	52,735.01
7201825	20100	University Hospitals Authority	2.5855	1	6,035,702.99
7205090	20500	OMES Risk Management Division/DSC	2.5855	1	35,484,264.05
7205204	20500	JM Davis Arms & Historical Museum	2.5855	1	3,390.00
7205320	20500	Department of Wildlife	2.5855	1	835,019.25
7205359	20500	Sustaining OK Energy Resources	2.5855	1	5,338,902.90
7205435	20500	Oklahoma Lottery Commission	2.5855	1	179,946.70
7205515	20500	OPERS	2.5855	1	352,290.29

Interest rate is net of 1.25 bp management fee



Office of the State Treasurer
 Assets Under Management
 October 31, 2019

Account	Class Funding	Agency	Interest Rate	Days to Maturity	Market Value
7205563	20500	OK Bd for Private Vocational Schools	2.5855	1	189,599.02
7205630	20500	Oklahoma Department of Securities	2.5855	1	903,249.24
7205807	20500	Oklahoma Health Care Authority	2.5855	1	1,456,912.59
7210270	21000	State Election Board	2.5855	1	4,736,396.18
7210320	21000	Department of Wildlife	2.5855	1	8,632,417.38
7210350	21000	Oklahoma Historical Society	2.5855	1	28.32
7210400	21000	Office of Juvenile Affairs	2.5855	1	43,998.48
7210410	21000	Commissioners of the Land Office	2.5855	1	7,625,909.85
7210515	21000	OPERS	2.5855	1	129,821.25
7210570	21000	State Board of Licensure for Professional Engineers & Land	2.5855	1	454,470.80
7210588	21000	Real Estate Commission	2.5855	1	380,337.82
7215270	21500	State of Oklahoma Election Board - HAVA	2.5855	1	5,337,979.11
7215320	21500	Department of Wildlife	2.5855	1	3,343,888.78
7215566	21500	Tourism & Recreation Department	2.5855	1	14,411,470.96
7215585	21500	Department of Public Safety	2.5855	1	904,830.43
7215670	21500	JD McCarty Center	2.5855	1	1,197,155.69
7215825	215000	University Hospitals Authority	2.5855	1	2,453,445.71
7216805	21600	Department of Rehabilitation Services	2.5855	1	1,010,590.57
7220090	22000	OSF Building Project Fund	2.5855	1	0.42
7220320	22000	Dept of Wildlife Conservation	2.5855	1	3,853,537.43
7220585	22000	Department of Public Safety	2.5855	1	5,006,771.70
7220830	22000	Department of Human Services	2.5855	1	13,263.22
7225040	22500	Department of Agriculture	2.5855	1	385,209.12
7225830	22500	Department of Human Services	2.5855	1	3,347,335.83
7230220	23000	Oklahoma Crime Victims Compensation	2.5855	1	3,341,245.72
7230345	23000	Department of Transportation	2.5855	1	3,519,035.74
7230695	23000	Tax Commission	2.5855	1	514,705.75
7230807	23000	Health Care Authority	2.5855	1	56,439.88
7235605	23500	Regents for Higher Education	2.5855	1	2,825,271.50
7240807	24000	Health Care Authority	2.5855	1	13,374,605.68
7244090	24400	OMES Dept of Central Services	2.5855	1	1,142,535.90
7245807	24500	Health Care Authority	2.5855	1	10,643,419.28
7255090	25500	Department of Central Services	2.5855	1	1,130,697.17
7255585	25500	Oklahoma Dept of Public Safety	2.5855	1	10,645.18
7260090	26000	OMES Risk Management Division	2.5855	1	5,317,790.16
7265090	26500	OMES- Risk Mgmt	2.5855	1	90,245.34
7275740	27500	OST - SEED	2.5855	1	33,992.95
7280090	28000	OMES DCS Property Distribution	2.5855	1	1,125,457.65
7280345	28000	Department of Transportation	2.5855	1	1,143,223.48
7285345	28500	Department of Transportation	2.5855	1	184,858,959.34
7295090	27000	Emergency & Transportation	2.5855	1	6,746,921.52
7296150	29600	University of Science & Arts	2.5855	1	40.26
7303000	30300	Tobacco Litigation Escrow Fund	2.5855	1	29,184.59
7360566	36000	Tourism & Recreation Department	2.5855	1	6,375,553.55

Interest rate is net of 1.25 bp management fee



Office of the State Treasurer
 Assets Under Management
 October 31, 2019

Account	Class Funding	Agency	Interest Rate	Days to Maturity	Market Value
7401105	40100	OCIA - NACEA Construction Series 2018B	2.5855	1	20,454,985.21
7402105	40200	OCIA - Tourism Construction Fund Series 2018A	2.5855	1	9,429,413.36
7403292	40300	Oklahoma Department of Environmental Quality	2.5855	1	75,251.50
7405220	40500	District Attorneys Council	2.5855	1	4,759,008.79
7406105	40600	OCIA - Tourism Revenue Fund Series 2018A	2.5855	1	896.54
7408105	40800	OCIA	2.5855	1	11,152.39
7409105	40900	OCIA - NACEA Revenue Series 2018B	2.5855	1	613.12
7410105	41000	OCIA - Capitol Repair Construction Series 2018C	2.5855	1	26,114,189.55
7411105	41100	OCIA - Capitol Repair Revenue Series 2018C	2.5855	1	2,671.79
7412105	41200	OCIA	2.5855	1	13,549.39
7415105	41500	OCIA - DOC Construction Series 2018D	2.5855	1	105,821,561.85
7416000	41600	OSF - Oil Overcharge	2.5855	1	283,612.91
7416160	41600	Department of Commerce	2.5855	1	2,868,022.94
7419105	41900	OCIA	2.5855	1	958,240.39
7420105	42000	OCIA - Construction Series 2019A	2.5855	1	5,167,114.22
7424105	42400	OCIA - Revenue Series 2019A	2.5855	1	1,309.72
7426000	42600	OSF - Oil Overcharge	2.5855	1	2,369,730.62
7426160	42600	Department of Commerce	2.5855	1	12,640,876.04
7427105	42700	OCIA - Construction Series 2019B	2.5855	1	43,920,034.38
7428105	42800	OCIA Endowed Chairs Fund	2.5855	1	19,854.56
7429105	42900	OCIA	2.5855	1	1.38
7430010	43000	Oklahoma State University	2.5855	1	841,118.29
7430011	43000	Oklahoma State University	2.5855	1	712,992.97
7430012	43000	Oklahoma State University	2.5855	1	791,796.08
7430013	43000	Oklahoma State University	2.5855	1	1,764,166.18
7430014	43000	Oklahoma State University	2.5855	1	652,679.12
7430015	43000	Oklahoma State University	2.5855	1	777,759.35
7430016	43000	Oklahoma State University	2.5855	1	163,305.67
7430420	43000	Langston University	2.5855	1	317,970.11
7430461	43000	Rogers State College	2.5855	1	907,456.05
7430505	43000	Northwestern Oklahoma State University	2.5855	1	123,752.17
7430530	60000	Panhandle State University	2.5855	1	8,998.03
7430665	43000	Southwestern Oklahoma State University	2.5855	1	2,109,879.79
7430760	43000	University of Oklahoma	2.5855	1	15,168,584.72
7430770	43000	OUHSC	2.5855	1	57,633,403.52
7430773	43000	Oklahoma State University	2.5855	1	2,472,391.53
7432105	43200	OCIA 2009A Construction Fund	2.5855	1	1,282.87
7434105	43400	OCIA	2.5855	1	3,868.94
7436000	43600	OSF - Oil Overcharge	2.5855	1	2,599.07
7436105	43600	OCIA	2.5855	1	521.43
7437105	43700	OCIA	2.5855	1	70,820,468.25
7440105	44000	OCIA Operations & Maintenance	2.5855	1	9.63
7442105	44200	OCIA	2.5855	1	11,807.99
7443105	44300	OCIA	2.5855	1	308,116.15

Interest rate is net of 1.25 bp management fee



Office of the State Treasurer
 Assets Under Management
 October 31, 2019

Account	Class Funding	Agency	Interest Rate	Days to Maturity	Market Value
7444835	44400	Water Resources Board	2.5855	1	5,597,572.59
7445105	44500	OCIA - 2017B Capitol Repair 2 Revenue	2.5855	1	8,580.74
7445835	44500	Water Resources Board	2.5855	1	4,358,655.53
7446105	44600	2017B Capitol Repair 2 Construction	2.5855	1	559,012.10
7447105	44700	2017A Revenue Fund	2.5855	1	2,963.94
7448105	44800	OCIA	2.5855	1	434.18
7449105	44900	OCIA	2.5855	1	4.63
7455105	45500	OCIA	2.5855	1	3,773.89
7455160	45500	Department of Commerce	2.5855	1	267,235.13
7460100	46000	Cameron University	2.5855	1	659,780.87
7460760	46000	University of Oklahoma	2.5855	1	164,176.41
7462105	46200	OCIA	2.5855	1	5,290.88
7464105	46400	OCIA	2.5855	1	22,040,381.81
7470010	47000	Oklahoma State University Capital Bond Project	2.5855	1	1,843,905.92
7470014	47000	Oklahoma State University Capital Bond Project	2.5855	1	2,130,011.84
7470230	47000	East Central University	2.5855	1	0.11
7471835	47100	Water Resources Board	2.5855	1	1,037,567.17
7472835	47200	Water Resources Board	2.5855	1	95,074,417.05
7473835	47300	Water Resources Board	2.5855	1	8,278,098.94
7475750	47500	Tulsa Community College	2.5855	1	5,831.13
7476760	47600	University of Oklahoma	2.5855	1	13,968,859.33
7479010	47900	Oklahoma State University Capital Bond Project	2.5855	1	172,774.63
7480230	48000	East Central University	2.5855	1	0.68
7481230	48100	East Central University	2.5855	1	0.04
7481633	48100	Oklahoma City Community College	2.5855	1	0.03
7482105	48200	OCIA	2.5855	1	13,636.07
7483633	48300	OCCC 2010 Bond	2.5855	1	0.06
7485010	48500	OKLAHOMA STATE UNIVERSITY	2.5855	1	3,110,481.69
7486010	48600	OKLAHOMA STATE UNIVERSITY	2.5855	1	9,798.37
7487010	48700	OKLAHOMA STATE UNIVERSITY	2.5855	1	16,142,684.17
7488010	48800	OKLAHOMA STATE UNIVERSITY	2.5855	1	6,463,517.34
7488105	48800	OCIA	2.5855	1	58,189.13
7489105	48900	OCIA	2.5855	1	2,037.98
7510410	8410A	Commissioners of the Land Office	2.5855	1	5,477,028.19
7518410	8410A	Commissioners of the Land Office	2.5855	1	958,833.95
7519410	8410A	Commissioners of the Land Office	2.5855	1	1,053,406.85
7600010	60000	Oklahoma State University	2.5855	1	2,516,681.81
7600120	60000	University of Central Oklahoma	2.5855	1	4,744,869.15
7600150	60000	University of Science & Arts	2.5855	1	1,095,902.56
7600230	60000	East Central University	2.5855	1	1,143,534.78
7600420	60000	Langston University	2.5855	1	2,064,806.34
7600485	60000	Northeastern State University	2.5855	1	2,450,446.20
7600490	60000	Northern Oklahoma College	2.5855	1	1,220,386.47
7600505	60000	Northwestern Oklahoma State University	2.5855	1	1,673,724.82

Interest rate is net of 1.25 bp management fee



Office of the State Treasurer
 Assets Under Management
 October 31, 2019

Account	Class Funding	Agency	Interest Rate	Days to Maturity	Market Value
7600530	60000	Panhandle State University	2.5855	1	132,906.21
7600660	60000	Southeastern Oklahoma State University	2.5855	1	126,339.09
7600665	60000	Southwestern Oklahoma State University	2.5855	1	3,005,628.42
7600760	60000	University of Oklahoma	2.5855	1	3,647,929.57
7650010	65000	Oklahoma State University	2.5855	1	4,144,820.11
7650120	65000	University of Central Oklahoma	2.5855	1	1,171,451.12
7650150	65000	University of Science & Arts	2.5855	1	360,429.11
7650230	65000	East Central University	2.5855	1	2,028,767.25
7650420	65000	Langston University	2.5855	1	1,824,496.25
7650485	65000	Northeastern State University	2.5855	1	839,923.04
7650490	65000	Northern Oklahoma College	2.5855	1	2,373,229.68
7650505	65000	Northwestern Oklahoma State University	2.5855	1	858,041.72
7650530	65000	Panhandle State University	2.5855	1	153,445.07
7650660	65000	Southeastern Oklahoma State University	2.5855	1	55,171.84
7650665	65000	Southwestern Oklahoma State University	2.5855	1	1,503,682.37
7650760	65000	University of Oklahoma	2.5855	1	2,548,235.37
7700040	70000	Department of Agriculture	2.5855	1	10,784,596.17
7700041	70000	Western Oklahoma State College	2.5855	1	144,824.92
7700131	79901	Department of Corrections	2.5855	1	20,463,995.79
7700240	70000	Eastern Oklahoma State College	2.5855	1	867,903.04
7700461	70000	Rogers State College	2.5855	1	4,321,739.78
7700490	70000	Northern Oklahoma College	2.5855	1	1,326,766.55
7700606	70000	Ardmore Higher Education Center	2.5855	1	235,426.83
7700633	70000	Oklahoma City Community College	2.5855	1	7,316,770.19
7700660	70000	Southeastern Oklahoma State University	2.5855	1	11,537,118.71
7700760	70000	University of Oklahoma	2.5855	1	120,028,276.71
7700830	70000	Department of Human Services	2.5855	1	1,650,440.94
7701010	70100	Oklahoma State University	2.5855	1	3,275,969.53
7701091	70100	GO Bonds of 1992 - Admin Fund	2.5855	1	3.02
7701150	70100	University of Science & Arts	2.5855	1	4,469,270.36
7701165	70100	Connors State College	2.5855	1	582,640.77
7701400	70100	Office of Juvenile Affairs	2.5855	1	8,734.12
7701480	70100	Northeastern Oklahoma A&M College	2.5855	1	1,006,467.48
7701605	70100	Regents for Higher Education	2.5855	1	34,003,389.35
7701650	70100	Department of Veteran Affairs	2.5855	1	555,321.24
7701770	70100	OUHSC	2.5855	1	483,508,361.29
7701805	70100	Department of Rehabilitation Services	2.5855	1	150,495.64
7701865	70100	OK Workers' Comp Commission	2.5485	1	6,714,346.70
7702120	70200	University of Central Oklahoma	2.5485	1	11,616,389.26
7702650	70200	Department of Veteran Affairs	2.5485	1	506,856.67
7703650	70300	Department of Veteran Affairs	2.5485	1	531,207.06
7704120	70400	University of Central Oklahoma	2.5485	1	795,399.76
7704650	70400	Department of Veteran Affairs	2.5485	1	539,451.29
7704865	70400	OK Workers' Comp Commission	2.5485	1	47,844.18

Interest rate is net of 1.25 bp management fee



Office of the State Treasurer
 Assets Under Management
 October 31, 2019

Account	Class Funding	Agency	Interest Rate	Days to Maturity	Market Value
7705505	70500	Northwestern Oklahoma State University	2.5485	1	24,013.36
7705650	70500	Department of Veteran Affairs	2.5485	1	528,059.18
7705675	70500	Self Insurance Guaranty Fund	2.5485	1	1,573,260.08
7705865	70500	OK Workers' Comp Commission	2.5485	1	36,967.26
7706452	70600	Community Mental Health Center Rep Payee Account	2.5485	1	8,079.04
7706650	70600	Department of Veteran Affairs	2.5485	1	123,875.70
7706750	70600	Tulsa Community College	2.5485	1	1,334,431.74
7706865	70600	OK Workers' Comp Commission	2.5485	1	332,842.30
7707452	70700	Central Oklahoma CMHC Rep Payee Account	2.5485	1	83,258.76
7707605	70700	Regents for Higher Education	2.5485	1	4,837,495.05
7707650	70700	Department of Veteran Affairs	2.5485	1	352,430.99
7707865	70700	OK Workers' Comp Commission	2.5485	1	72,986.06
7708108	70800	Carl Albert State College	2.5485	1	6,926,944.73
7708605	70800	Regents for Higher Education	2.5485	1	903,754.31
7709605	70900	Regents for Higher Education	2.5485	1	3,722,992.63
7710350	71000	Oklahoma Historical Society	2.5485	1	1,255,316.42
7710452	71000	Oklahoma Department of Mental Health	2.5485	1	1,618,114.14
7710605	71000	Regents for Higher Education	2.5485	1	2,112,408.07
7711185	8740G	Corporation Commission	2.5485	1	77,712,949.31
7711420	71100	Langston University	2.5485	1	930,187.36
7711452	71100	Griffin Memorial Hospital Rep Payee	2.5485	1	43,932.07
7711605	71100	Regents for Higher Education	2.5485	1	769,799.59
7712605	71200	Regents for Higher Education	2.5485	1	139,276.85
7713605	71300	Regents for Higher Education	2.5485	1	43,346,034.52
7714605	71400	Regents for Higher Education	2.5485	1	12,482,030.16
7715605	71500	Regents for Higher Education	2.5485	1	477,084.34
7718605	71800	Regents for Higher Education	2.5485	1	6,325,099.98
7719605	71900	Regents for Higher Education	2.5485	1	36,397.11
7723623	72300	Seminole State College	2.5485	1	287,165.00
7725100	72500	Cameron University	2.5485	1	2,633,656.52
7730230	73000	East Central University	2.5485	1	8,335,150.37
7730830	73000	Department of Human Services	2.5485	1	279,956.19
7740605	74000	Regents for Higher Education	2.5485	1	17,278,437.47
7741241	74100	Redlands Community College	2.5485	1	1,598,486.61
7745605	74500	Regents for Higher Education	2.5485	1	1,071,193.12
7747470	74700	Murray State College	2.5485	1	4,837,543.87
7750350	75000	Oklahoma Historical Society	2.5485	1	1,159,552.90
7750531	75000	Rose State College	2.5485	1	12,151,804.25
7751485	75100	Northeastern State University	2.5485	1	15,894,818.98
7752485	75200	Northeastern State University	2.5485	1	2,865,352.16
7765665	76500	Southwestern Oklahoma State University	2.5485	1	5,584,267.37
7790041	79000	Western Oklahoma State College	2.5485	1	31,070.22
7790230	79000	East Central University	2.5485	1	321,698.18
7790241	79000	Redlands Community College	2.5485	1	112,569.47

Interest rate is net of 1.25 bp management fee



Office of the State Treasurer
 Assets Under Management
 October 31, 2019

Account	Class Funding	Agency	Interest Rate	Days to Maturity	Market Value
7790470	79000	Murray State College	2.5485	1	28,704.02
7790485	79000	Northeastern State University	2.5485	1	1,960,788.93
7790490	79000	Northern Oklahoma College	2.5485	1	642,439.40
7790660	79000	Southeastern Oklahoma State University	2.5485	1	99,572.83
7790665	79000	Southwestern Oklahoma State University	2.5485	1	664,231.36
7805370	80500	OIFA	2.5485	1	103.99
7823740	82300	OCIA 2008B Reserve Fund	2.5485	1	661.67
7845740	84500	OCIA 2008A Sinking Fund	2.5485	1	4,692.58
7846740	84600	OCIA 2008B Sinking Fund	2.5485	1	1,016.32
7847740	84700	OSF Building Project Fund	2.5485	1	7,414.73
7848740	84800	OSF Building Project Fund	2.5485	1	84,130.10
7849740	84900	OCIA 2009A Sinking Fund	2.5485	1	61,381.92
7851740	85100	OCIA	2.5485	1	5,381,563.58
7853740	85300	Oklahoma 2010b GO Sinking Fund	2.5485	1	15,863.36
7854740	85400	OCIA Endowed Chair Fund 2010	2.5485	1	2,961,279.74
7857740	85700	OCIA 2010A Highway Capital Improvements	2.5485	1	5,136,334.98
7858740	85800	OCIA 2010b Highway Capital Improvements	2.5485	1	2,454,760.78
7860740	86000	OCIA 2012 State Highway	2.5485	1	547,587.46
7862740	86200	OCIA 2013	2.5485	1	924,417.86
7910467	91000	OSF Escrow Fund	2.5485	1	177,342.74
7920605	92000	Regents for Higher Education	2.5485	1	26,533,655.13
State Agency, Investable Base					2,725,179,462.13
State of Oklahoma, Investable Base					5,131,674,687.29
Assets Under Management					7,856,854,149.42