



Randy McDaniel  
Oklahoma State Treasurer

---

# Treasurer's Investments

## November 2019

### **Treasurer's Mission Statement**

The mission of the Office of the State Treasurer is to serve the people of Oklahoma by providing sound banking and investment services, reuniting individuals and businesses with their unclaimed property, and promoting economic opportunities in a fiscally responsible and efficient manner while adhering to the highest professional and ethical standards.



OKLAHOMA STATE TREASURER  
RANDY McDANIEL

January 21, 2020

To the People of Oklahoma:

The Office of the State Treasurer is pleased to issue the November monthly investment performance report. I trust you will find it thorough and in keeping with my commitment to provide disclosure of the economic environment and portfolio results. As always, my staff and I are available to answer any questions.

Market Conditions

The benchmark 10-year treasury ended November at 1.77%, reflecting a 0.08% gain from the previous month. Yields rose across-the-board with the 2-year treasury yielding 1.61%, the 5-year at 1.62% and the 30-year at 2.20%.

The major stock indexes recorded multiple highs in November, with the S&P 500 earning 3.4%, the Dow Jones gaining 3.7% and the Nasdaq up 4.5%. The S&P came in at an all-time high on November 27 and had its highest gain since June.

The Federal Reserve did not meet during the month, but minutes from the previous meeting were released on November 20. The minutes reflected that lowering of the federal funds rate was attributed to “implications of global developments for the economic outlook as well as muted inflation pressures”. Consideration of additional changes to interest rates will “take into account a wide range of information, including measures of labor market conditions, indicators of inflation pressures and inflation expectations, and readings on financial and international developments”. The last Fed meeting for the year is scheduled for December 10-11.

Economic Developments

The unemployment rate slightly increased to 3.6% from 3.5% in September. Non-farm payrolls were reported at 128,000 in October and the prior two months were upwardly revised by 95,000 jobs. The non-farm payroll number beat expectations, as a General Motors strike led to a drop in 41,600 jobs and temporary census workers leaving their jobs reduced the payroll numbers by another 20,000. According to Bloomberg News, “Average hourly earnings climbed 3% from a year earlier, matching projections after an upward revision the prior month, though the 0.2% monthly gain was slightly below expectations”.

The consumer price index (CPI) beat expectations for October coming in at 0.4%, which reflected the largest gain since March. Year-over-year the CPI gained 0.1% to 1.8%. Core CPI increased 0.2%, with the gain being attributed to healthcare costs increasing the most in three years. Price increases in used cars, trucks and in recreation and rents also attributed to the gain. The producer price index (PPI) for final demand had its biggest increase since April, gaining 0.4% from the month before. According to Reuters “In the 12 months through October the PPI climbed 1.1% the smallest increase since October 2016, after advancing 1.4% in September. Annual producer inflation retreated as last year’s hefty gain dropped out of the calculation”. In comparison to no change during the previous month, core PPI increased 0.1% in October.

Consumer retail sales looked rosier in October gaining 0.3%, in comparison to the disappointing results from the prior month. The improvement in retail sales was attributed to motor vehicle purchases and higher gasoline

prices. According to CNBC “Auto sales increased 0.5% in October after declining 1.3% in September. Receipts at service stations surged 1.1%, reflecting higher gasoline prices after dipping 0.1% in the prior month. Online and mail order sales increased 0.9% after gaining 0.2% in September”.

Homes in October were sold in an average of 36 days, 4 days longer than the previous month, and had a median existing-home price of \$270,900. Homes purchased were bought by first-time buyers comprised of 31%, individual investors or second-home buyers came in at 14%, all-cash sales were 19% and foreclosures and short sales came in at 2%.

The gross domestic product (GDP) estimate for the third quarter was upwardly revised from an annualized rate of 1.9% to 2.1%. The GDP for the second quarter was finalized at 2%. The Bureau of Economic Analysis said “the increase in real GDP in the third quarter reflected positive contributions from personal consumption expenditures (PCE), federal government spending, residential investment, private inventory investment, exports, and state and local government spending that were partly offset by a negative contribution from nonresidential fixed investment. Imports, which are a subtraction in the calculation of GDP, increased”.

#### Portfolio Commentary: Performance, Diversification, and Strategy

The Treasurer’s portfolio yielded 2.52% in November with a weighted average maturity of 856 days. The total assets under management by the treasurer was \$7.7 billion, in comparison to \$6.1 billion a year ago. The portfolio’s diversification strategy continues to be sound. U.S. government sponsored enterprises accounted for approximately 25% of the portfolio and mortgage-backed securities were 41%. U.S. treasuries represented 23% of assets, money market mutual funds were 8% and Certificates of Deposits were 2%. State bond issues, foreign bonds and municipals totaled 1% and comprised the balance of funds invested. In keeping with the state’s statutory investment objectives, the portfolio strategy continues to be seeking safety, liquidity, and return on investment, in that order. Laddered bond maturities and a buy-and-hold strategy were utilized. Market observation for investment opportunities were considered in order to maximize income within investment parameters and with regard to the likelihood of stable interest rates.

#### Collateralization

All funds under the control of this office requiring collateralization were secured at rates ranging from 100% to 110%, depending on the type of investment.

#### Payments, Fees, and Commissions

Securities were purchased or sold utilizing competitive bidding. Bank fees and money market mutual fund operating expenses are detailed in the attached pages, as is the earnings split between the treasurer and the master custodian bank on securities lending income.

#### Total Funds Invested

Funds available for investment, at market value, include the State Treasurer’s investments at \$5,068,778,582 and State Agency balances in OK Invest at \$2,699,611,636 for a total of \$7,768,390,218.

Best regards,

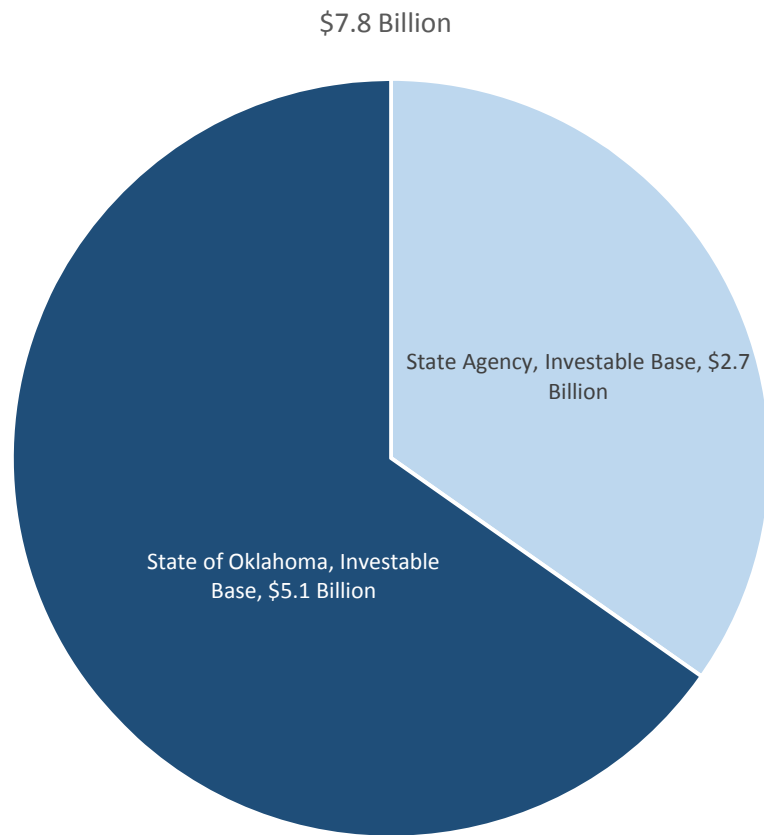


RANDY MCDANIEL  
STATE TREASURER

cc: The Honorable Kevin Stitt, Governor  
The Honorable Greg Treat, President Pro Tempore  
The Honorable Charles McCall, Speaker of the House  
The Honorable Mike Hunter, Attorney General  
The Honorable Cindy Byrd, State Auditor and Inspector



Office of the State Treasurer  
Distribution of Assets Under Management  
November 30, 2019





Office of the State Treasurer  
Portfolio Composition  
November 30, 2019

Asset Category	Face Amount/Shares	Market Value	Book Value	% of Portfolio	YTM @ Cost	Weighted Average Maturity
Certificate of Deposit	147,917,000	147,917,000	147,917,000	1.9	2.11%	48
Foreign Bonds	50,000,000	49,614,524	50,000,000	0.7	3.04%	695
Money Market - Mutual Funds	585,696,127	585,696,127	585,696,127	7.7	1.58%	1
Municipal Bonds	9,870,000	10,308,351	9,870,000	0.1	5.19%	547
State Bond Issues	30,000,000	30,000,000	30,000,000	0.4	2.17%	2,254
US Agency - MBS	3,140,015,127	3,274,789,121	3,198,899,291	41.2	2.88%	1,457
US Agency Bonds	1,900,000,000	1,910,927,399	1,897,531,013	25.0	2.46%	340
US Treasury Bonds / Notes	1,750,000,000	1,759,137,697	1,744,556,958	23.0	2.25%	655
Total / Average	7,613,498,254	7,768,390,219	7,664,470,389	100.0	2.52%	856

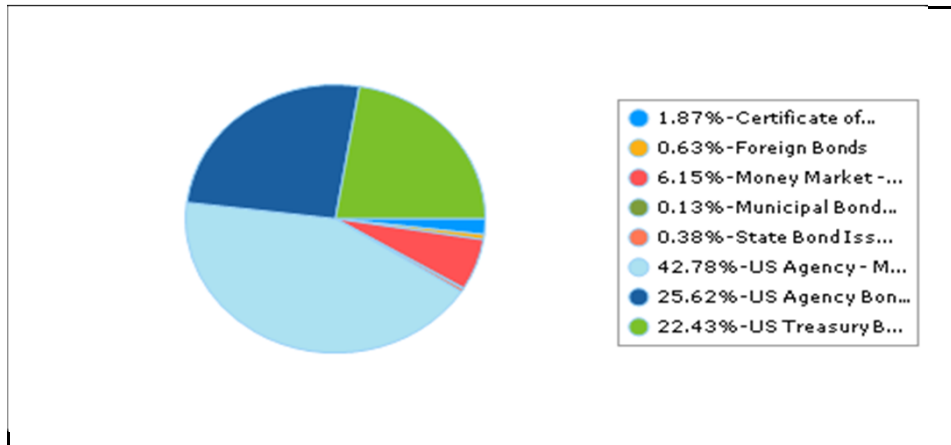


Office of the State Treasurer  
 Distribution by Asset Category - Market Value  
 Report Group: Monthly Investment Report

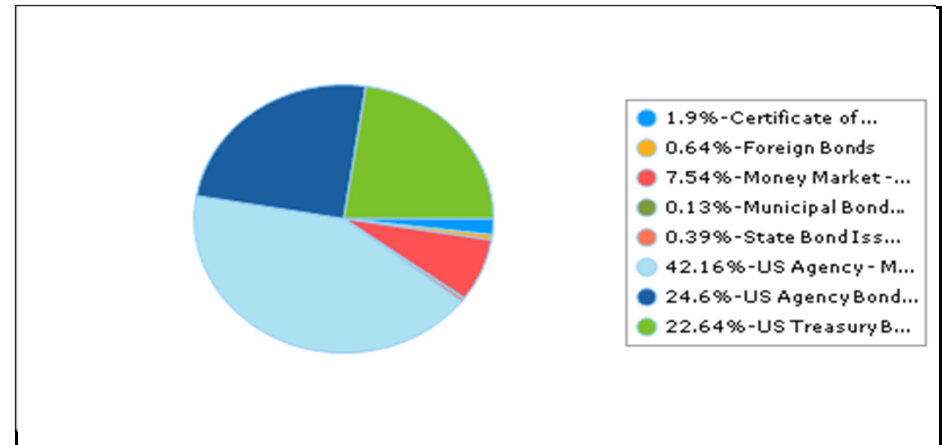
Begin Date: 10/31/2019, End Date: 11/30/2019

Asset Category	Market Value 10/31/2019	% of Portfolio 10/31/2019	Market Value 11/30/2019	% of Portfolio 11/30/2019
Certificate of Deposit	147,035,000	1.9	147,917,000	2.0
Foreign Bonds	49,720,434	0.6	49,614,524	0.6
Money Market - Mutual Funds	482,969,508	6.1	585,696,127	6.0
Municipal Bonds	10,346,372	0.1	10,308,351	0.1
State Bond Issues	30,000,000	0.4	30,000,000	0.4
US Agency - MBS	3,361,382,116	42.9	3,274,789,121	42.7
US Agency Bonds	2,013,035,486	25.6	1,910,927,399	26.8
US Treasury Bonds / Notes	1,762,365,234	22.4	1,759,137,697	21.4
<b>Total / Average</b>	<b>7,856,854,150</b>	<b>100.0</b>	<b>7,768,390,219</b>	<b>100.0</b>

**Portfolio Holdings as of 10/31/2019**



**Portfolio Holdings as of 11/30/2019**

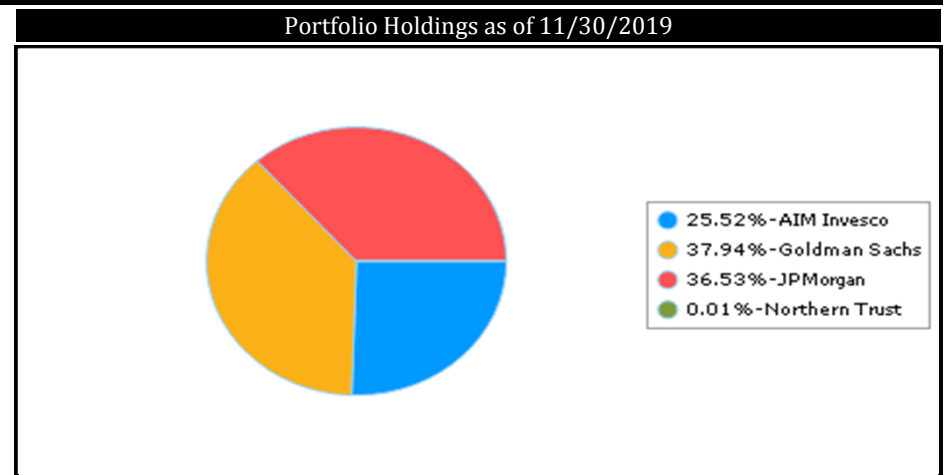
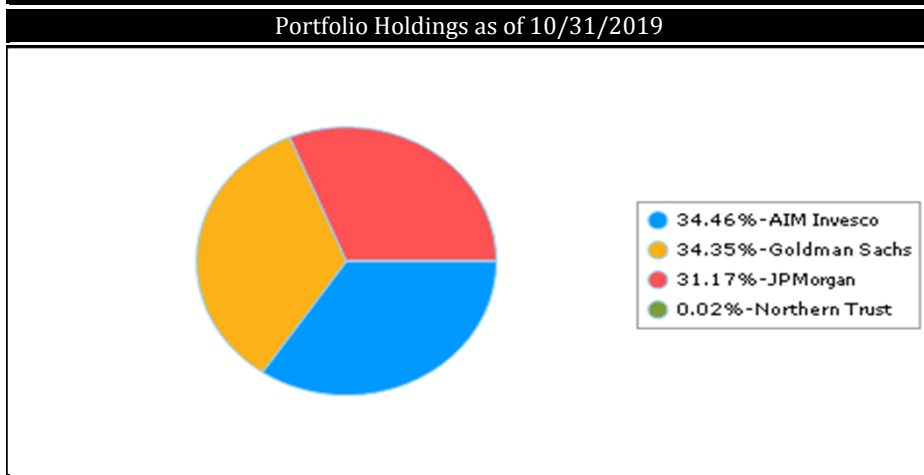




Office of the State Treasurer  
 Distribution by Issuer - Market Value  
 Report Group: Money Market / Mutual Funds

Begin Date: 10/31/2019, End Date: 11/30/2019

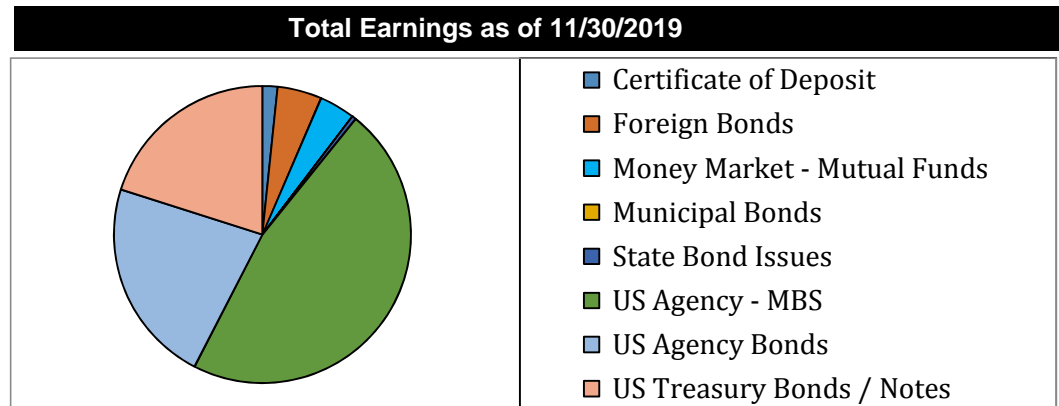
Issuer Allocation					
Issuer	Market Value 10/31/2019	% of Portfolio 10/31/2019	Market Value 11/30/2019	% of Portfolio 11/30/2019	
AIM Invesco	166,443,583	34.4	149,441,415	25.5	
Goldman Sachs	165,905,888	34.4	222,211,266	38.0	
JPMorgan	150,543,134	31.2	213,957,947	36.5	
Northern Trust	76,903	0.0	85,499	0.0	
<b>Total / Average</b>	<b>482,969,508</b>	<b>100.0</b>	<b>585,696,127</b>	<b>100.0</b>	





Office of the State Treasurer  
 Earnings by Asset Category  
 November 30, 2019

Asset Category	YTM @ Cost	Interest Earned Net of Amortization/ Accretion	Realized Gain/Loss	Total Earnings
Certificate of Deposit	2.11%	233,466	-	233,466
Foreign Bonds	3.04%	684,192	-	684,192
Money Market - Mutual Funds	1.58%	552,226	-	552,226
Municipal Bonds	5.19%	-	-	-
State Bond Issues	2.17%	62,500	-	62,500
US Agency - MBS	2.88%	6,631,147	-	6,631,147
US Agency Bonds	2.46%	3,165,629	-	3,165,629
US Treasury Bonds / Notes	2.25%	2,850,799	-	2,850,799
Link Deposit (not active)		-	-	-
<b>Total or Average</b>	<b>2.52%</b>	<b>14,179,959</b>	<b>-</b>	<b>14,179,959</b>







Office of the State Treasurer  
Investment Activity  
November 30, 2019

Description	CUSIP	Broker/ Dealer	Trade Date	Settlement Date	YTM @ Cost	Par	Principal	Price	Interest	Total
Buy						0	0		0	0
Sell										
FHLB 1.375 11/15/2019	3130AA3R7	Bank of Oklahoma	11/13/2019	11/14/2019		25,000,000	25,000,000		170,920	25,170,920
FHLB 1.375 11/15/2019	3130AA3R7	UMB Bank	11/13/2019	11/14/2019		25,000,000	25,000,000		170,920	25,170,920
FHLB 1.375 11/15/2019	3130AA3R7	Bank of Oklahoma	11/13/2019	11/14/2019		25,000,000	25,000,000		170,920	25,170,920
FHLB 1.375 11/15/2019	3130AA3R7	Wells Fargo	11/13/2019	11/14/2019		25,000,000	25,000,000		170,920	25,170,920
						100,000,000	100,000,000		683,681	100,683,681
Matured										
						0	0			0
Called										
						0	0			0
Net Change in Investments						-100,000,000	-100,000,000		-683,681	-100,683,681



Office of the State Treasurer  
 Transactions by Security Type  
 November 30, 2019

Description	CUSIP	Action	Settlement Date	Maturity Date	YTM @ Cost	Par	Principal	Price	Interest	Total
US Agency Bonds						0	0		0	0
US Agency - Mortgage Backed Securities						0	0		0	0
US Treasury Bonds and Notes						0	0		0	0
Foreign Bonds						0	0		0	0
Certificates of Deposits							26,559,000			
<b>Total</b>							<u>26,559,000</u>			



Office of the State Treasurer  
 Transactions by Broker  
 November 30, 2019

Description	CUSIP	Action	Asset Category	Settlement Date	Maturity Date	YTM @ Cost	Par	Principal	Price	Interest	Total
No purchases in month							0	0	0	0	0
Total Securities							0	0	0	0	0



Office of the State Treasurer  
 Comparison of Actual Earnings to Estimated Earnings  
 November 30, 2019

Fiscal Year to Date								
Asset Category	Revenues Actual	Revenues Estimate	Variance	Percent	Investable Base - Actual	Investable Base - Est.	Variance	Percent
Certificates of Deposit	953,795	828,949	124,846	15.06%	96,314,736	103,000,000	(6,685,264)	-6.49%
Foreign Bonds	684,192	0	684,192		32,306,022	32,000,000	306,022	0.96%
Money Market Mutual Funds	2,188,748	2,279,340	-90,592	-3.97%	381,370,416	500,000,000	(118,629,584)	-23.73%
Municipal Bonds	663,018	235,809	427,209	181.17%	6,712,184	6,000,000	712,184	11.87%
State of OK Bonds	195,000	364,357	-169,357	-46.48%	30,000,000	30,000,000	0	0.00%
US Treasury, Agency and MBS	35,310,121	38,663,371	-3,353,250	-8.67%	4,522,075,224	4,100,000,000	422,075,224	10.29%
<b>Total or Average</b>	<b>39,994,874</b>	<b>42,371,826</b>	<b>(2,376,952)</b>	<b>-5.61%</b>	<b>5,068,778,582</b>	<b>4,771,000,000</b>	<b>297,778,582</b>	<b>6.24%</b>

In February 2019, the Treasurer estimated earnings to the Board of Equalization for Fiscal Year 2020. The amount estimated was \$115,000,000. Year-to-date actual earnings are recorded on a cash basis of accounting.



Office of the State Treasurer  
Comparison of Actual Earnings to Estimated Earnings  
November 30, 2019

The following page presents market rates of return on the Securities portion of the General Account and the State's aggregated State Agency Accounts. These figures, which are dollar-weighted and time-weighted where appropriate, are calculated using the percentage change in market value (inclusive of accrued income) from the end of the prior month to the end of the reporting month.

To ensure the integrity of data, this information is provided by the Treasurer's custodian bank acting in its capacity as an external third party. As such, performance measurement is presently confined to those investments which are held with the custodian bank Northern Trust Company.

Benchmark data is also provided on the following page.



Office of the State Treasurer  
Performance Comparison  
November 30, 2019

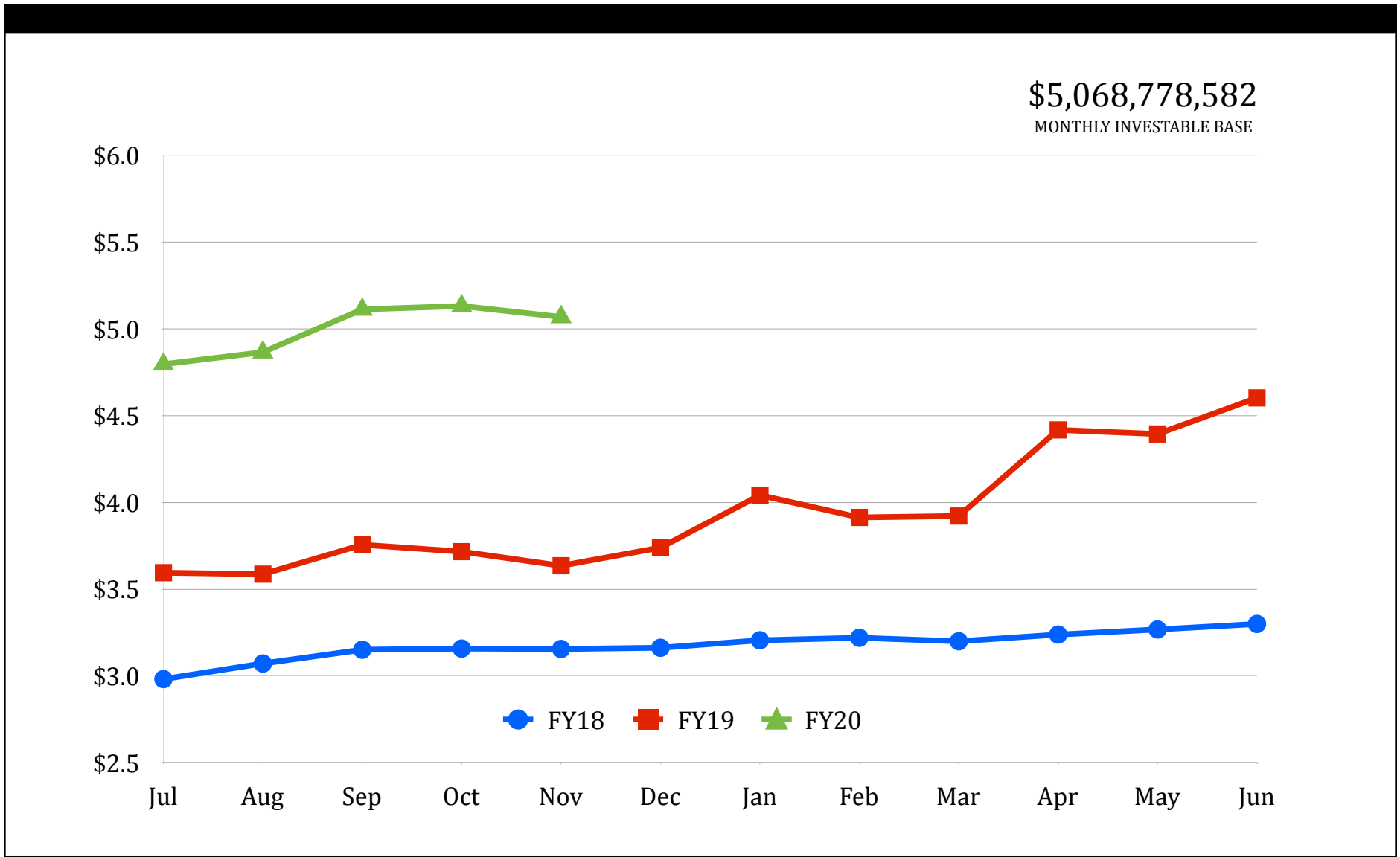
	Current Month	Fiscal Year-to-Date
Securities, General Revenue Account	0.04%	1.18%
Securities, Agency Directed Langston University	3.89%	6.66%
Benchmark Merrill Lynch 1 Year US Treasury Note Index	0.05%	1.03%

Analysis by Northern Trust Company

Represents dollar-weighted and time-weighted rates of return



**OFFICE OF THE STATE TREASURER**  
Monthly Investable Base (Billions)  
October 31, 2019





Office of the State Treasurer  
Banking, Custody, and other Fees  
November 30, 2019

Depository Bank	Tax ID Number	City	State	Amount
BancFirst	73-1332918	OKC	Oklahoma	6,417
Central National Bank	73-0177591	Alva	Oklahoma	52
Federal Reserve Bank	44-0545874	Kansas City	Kansas	848
JP Morgan/Chase, Okla., NA	73-0777610	OKC	Oklahoma	27,308
<b>Total</b>				<b>34,625</b>

**Money Market Mutual Funds**

The State Treasurer participates in the following money market mutual funds. The funds managers are compensated for certain operating expenses by deducting a fee from the gross interest earnings.

Fund Manager	Tax ID	Annualized fee	Amount
Invesco	76-0574220	0.180%	22,393
JPMorgan Securities	23-2694160	0.180%	40,465
Goldman Sachs	06-1287410	0.110%	20,351
BOSC Inc	73-1275307	0.070%	12,951

Note: Pursuant to Oklahoma State Statute Title 62, Section 89.7, all known fees are to be reported. The money market mutual fund fees reported are shown at the contracted rate.

**Securities Lending Program**

The State Treasurer participates in a securities lending program with Northern Trust Company acting as lending agent. Northern Trust retains 20% of the revenues generated as compensation for services, their share for the month was \$3,744. Pursuant to Oklahoma State Statute Title 62 Section 90, the State Treasurer retains the first \$450,000 of security lending revenue in a revolving fund. These funds are used to pay custody and other banking fees. Any revenue not needed for this purpose is deposited to the General Fund.

**Northern Trust Custody Fees**

Pursuant to custodial contract with Northern Trust Company, custody fees are paid quarterly. Fees paid to Northern Trust Company for the first quarter was \$11,250.





Randy McDaniel  
Oklahoma State Treasurer

---

# Agency-Directed Investments

## November 2019

### **Treasurer's Mission Statement**

The mission of the Office of the State Treasurer is to serve the people of Oklahoma by providing sound banking and investment services, reuniting individuals and businesses with their unclaimed property, and promoting economic opportunities in a fiscally responsible and efficient manner while adhering to the highest professional and ethical standards.



Office of the State Treasurer  
Agency Directed Investments  
November 30, 2019

Langston University

Issuer	Face Amount/Shares	Market Value	Book Value	% of Portfolio
Fundamental Investors Inc A	16,499	1,046,353	371,159	31.6
Investment Co of America A	16,849	676,639	371,249	32.3
Northern Trust - Agency Fund	1,416	1,416	1,416	2.7
Washington Mutual Fund A	17,405	846,557	371,270	33.4
Total / Average	52,169	2,570,965	1,115,094	100.0



Office of the State Treasurer  
State Agency Directed by Broker  
November 30, 2019

Broker	Tax ID	Purchases at Cost	Sales at Cost
No activity			



Office of the State Treasurer  
State Agency Directed by Security Type  
November 30, 2019

Broker	Tax ID	Purchases at Cost	Sales at Cost
No activity			



Office of the State Treasurer  
 Assets Under Management  
 November 30, 2019

Account	Class Funding	Agency	Interest Rate	Days to Maturity	Market Value
2109002	8090B	OMES- Risk Mgmt Revolving Fund ASA	2.5345	1	71,290,614.03
2113100	79901	Department of Corrections	2.5345	1	19,997,501.01
2118506	8185F	Corporation Commission	2.5345	1	22,481,344.11
2137001	8370A	OIFA	2.5345	1	31,440,490.77
2139101	8391A	Multiple Injury Trust Fund	2.5345	1	10,516,511.05
2141001	8410A	Commissioners of the Land Office	2.5345	1	921,033.95
2141001	8410A	Commissioners of the Land Office	2.5345	1	1,053,406.85
2141001	8410A	Commissioners of the Land Office	2.5345	1	4,747,240.25
2141001	8410A	Commissioners of the Land Office	2.5345	1	50,579,878.11
2142001	8420A	Langston University	2.5345	1	9,733,559.15
2143500	79901	Oklahoma Lottery Commission	2.5345	1	8,712,161.78
2143501	8435A	Oklahoma Lottery Commission	2.5345	1	2,025,971.52
2147704	8477D	Oklahoma Bureau of Narcotics	2.5345	1	1,228,196.13
2151500	79901	OPERS	2.5345	1	354,402.11
2151501	8515A	OPERS	2.5345	1	523,874.15
2151502	8515B	OPERS	2.5345	1	35,125.49
2151503	8515C	OPERS	2.5345	1	317,305.28
2151504	8515D	OPERS	2.5345	1	2,318,806.15
2151505	8515E	OPERS	2.5345	1	7,046.57
2151506	8515F	OPERS	2.5345	1	18,635.13
2151507	8515G	OPERS	2.5345	1	3,857.38
2151508	8515H	OPERS	2.5345	1	416.60
2153001	8530A	Panhandle State University	2.5345	1	1,052,734.90
2155701	8557A	OK Police Pension	2.5345	1	26,904,813.60
2169502	8695B	Tax Commission	2.5345	1	399,955,099.71
2169520	8695T	Tax Commission	2.5345	1	416,269.14
2169521	8695U	Tax Commission	2.5345	1	60,355,103.07
2174007	8740G	State Treasurer	2.5345	1	817,047.38
2174007	8740G	Corporation Commission	2.5345	1	75,827,619.19
2183006	8830F	DHS - CSED	2.5345	1	8,153,460.88
7200039	20000	Oklahoma Boll Weevil Eradication	2.5345	1	2,735,721.69
7200320	20000	Department of Wildlife	2.5345	1	1,092,717.97
7200359	20000	OERB	2.5345	1	16,038,134.71
7200370	20000	OIFA	2.5345	1	641,099.98
7200391	20000	Multiple Injury Trust Fund	2.5345	1	100,230.29
7200410	20000	Commissioners of the Land Office	2.5345	1	1,508,859.69
7200435	20000	Oklahoma Lottery Commission	2.5345	1	3,389,441.84
7200515	20000	OPERS	2.5345	1	138,242.99
7200588	20000	Real Estate Commission	2.5345	1	372,536.84
7200830	20000	Department of Human Services	2.5345	1	52,898.37
7201825	20100	University Hospitals Authority	2.5345	1	6,401,718.49
7205090	20500	OMES Risk Management Division/DSC	2.5345	1	33,879,131.77
7205204	20500	JM Davis Arms & Historical Museum	2.5345	1	3,397.34
7205320	20500	Department of Wildlife	2.5345	1	758,413.23

Interest rate is net of 1.25 bp management fee



Office of the State Treasurer  
 Assets Under Management  
 November 30, 2019

Account	Class Funding	Agency	Interest Rate	Days to Maturity	Market Value
7205359	20500	Sustaining OK Energy Resources	2.5345	1	5,323,206.95
7205435	20500	Oklahoma Lottery Commission	2.5345	1	170,811.91
7205515	20500	OPERS	2.5345	1	432,111.98
7205563	20500	OK Bd for Private Vocational Schools	2.5345	1	174,661.34
7205630	20500	Oklahoma Department of Securities	2.5345	1	902,889.12
7205807	20500	Oklahoma Health Care Authority	2.5345	1	1,614,427.90
7210270	21000	State Election Board	2.5345	1	4,685,053.89
7210320	21000	Department of Wildlife	2.5345	1	7,089,490.16
7210350	21000	Oklahoma Historical Society	2.5345	1	28.38
7210400	21000	Office of Juvenile Affairs	2.5345	1	44,093.70
7210410	21000	Commissioners of the Land Office	2.5345	1	7,642,413.72
7210515	21000	OPERS	2.5345	1	141,714.52
7210570	21000	State Board of Licensure for Professional Engineers & Land	2.5345	1	455,475.26
7210588	21000	Real Estate Commission	2.5345	1	305,750.97
7215270	21500	State of Oklahoma Election Board - HAVA	2.5345	1	5,349,535.63
7215320	21500	Department of Wildlife	2.5345	1	3,360,067.72
7215566	21500	Tourism & Recreation Department	2.5345	1	16,709,425.09
7215585	21500	Department of Public Safety	2.5345	1	866,572.28
7215670	21500	JD McCarty Center	2.5345	1	1,198,701.08
7215825	215000	University Hospitals Authority	2.5345	1	2,459,613.08
7216805	21600	Department of Rehabilitation Services	2.5345	1	951,355.31
7220090	22000	OSF Building Project Fund	2.5345	1	0.42
7220320	22000	Dept of Wildlife Conservation	2.5345	1	3,651,387.27
7220585	22000	Department of Public Safety	2.5345	1	4,997,871.56
7220830	22000	Department of Human Services	2.5345	1	13,291.92
7225040	22500	Department of Agriculture	2.5345	1	386,945.03
7225830	22500	Department of Human Services	2.5345	1	2,610,025.62
7230220	23000	Oklahoma Crime Victims Compensation	2.5345	1	3,247,326.27
7230345	23000	Department of Transportation	2.5345	1	3,711,084.28
7230695	23000	Tax Commission	2.5345	1	509,000.25
7230807	23000	Health Care Authority	2.5345	1	99,692.14
7235605	23500	Regents for Higher Education	2.5345	1	3,228,703.78
7240807	24000	Health Care Authority	2.5345	1	13,403,550.78
7244090	24400	OMES Dept of Central Services	2.5345	1	841,527.01
7245807	24500	Health Care Authority	2.5345	1	10,926,958.59
7255090	25500	Department of Central Services	2.5345	1	1,113,539.78
7255585	25500	Oklahoma Dept of Public Safety	2.5345	1	10,668.22
7260090	26000	OMES Risk Management Division	2.5345	1	5,443,635.49
7265090	26500	OMES- Risk Mgmt	2.5345	1	100,298.21
7270740	27000	Emergency & Transportation	2.5345	1	6,521,921.52
7275740	27500	OST - SEED	2.5345	1	33,517.29
7280090	28000	OMES DCS Property Distribution	2.5345	1	1,039,401.07
7280345	28000	Department of Transportation	2.5345	1	1,787,334.19
7285345	28500	Department of Transportation	2.5345	1	194,064,412.51

Interest rate is net of 1.25 bp management fee



Office of the State Treasurer  
 Assets Under Management  
 November 30, 2019

Account	Class Funding	Agency	Interest Rate	Days to Maturity	Market Value
7296150	29600	University of Science & Arts	2.5345	1	40.35
7303000	30300	Tobacco Litigation Escrow Fund	2.5345	1	29,247.75
7360566	36000	Tourism & Recreation Department	2.5345	1	6,407,566.34
7401105	40100	OCIA - NACEA Construction Series 2018B	2.5345	1	20,500,388.84
7402105	40200	OCIA - Tourism Construction Fund Series 2018A	2.5345	1	9,449,820.34
7403292	40300	Oklahoma Department of Environmental Quality	2.5345	1	75,641.06
7405220	40500	District Attorneys Council	2.5345	1	4,580,480.34
7406105	40600	OCIA - Tourism Revenue Fund Series 2018A	2.5345	1	934.61
7408105	40800	OCIA	2.5345	1	11,664.87
7409105	40900	OCIA - NACEA Revenue Series 2018B	2.5345	1	670.33
7410105	41000	OCIA - Capitol Repair Construction Series 2018C	2.5345	1	20,203,767.47
7411105	41100	OCIA - Capitol Repair Revenue Series 2018C	2.5345	1	3,127.69
7412105	41200	OCIA	2.5345	1	15,241.77
7415105	41500	OCIA - DOC Construction Series 2018D	2.5345	1	103,750,928.05
7416000	41600	OSF - Oil Overcharge	2.5345	1	284,226.70
7416160	41600	Department of Commerce	2.5345	1	2,878,778.74
7419105	41900	OCIA	2.5345	1	843,269.23
7420105	42000	OCIA - Construction Series 2019A	2.5345	1	5,178,296.80
7424105	42400	OCIA - Revenue Series 2019A	2.5345	1	1,457.19
7426000	42600	OSF - Oil Overcharge	2.5345	1	2,374,859.15
7426160	42600	Department of Commerce	2.5345	1	12,727,404.29
7427105	42700	OCIA - Construction Series 2019B	2.5345	1	44,015,321.79
7428105	42800	OCIA Endowed Chairs Fund	2.5345	1	20,766.11
7429105	42900	OCIA	2.5345	1	1.38
7430010	43000	Oklahoma State University	2.5345	1	693,554.38
7430011	43000	Oklahoma State University	2.5345	1	782,690.21
7430012	43000	Oklahoma State University	2.5345	1	412,522.33
7430013	43000	Oklahoma State University	2.5345	1	1,657,352.55
7430014	43000	Oklahoma State University	2.5345	1	683,732.15
7430015	43000	Oklahoma State University	2.5345	1	433,470.59
7430016	43000	Oklahoma State University	2.5345	1	163,659.28
7430420	43000	Langston University	2.5345	1	2,291,635.85
7430461	43000	Rogers State College	2.5345	1	859,893.05
7430505	43000	Northwestern Oklahoma State University	2.5345	1	42,110.57
7430530	60000	Panhandle State University	2.5345	1	306,596.55
7430665	43000	Southwestern Oklahoma State University	2.5345	1	2,056,507.29
7430760	43000	University of Oklahoma	2.5345	1	14,818,296.89
7430770	43000	OUHSC	2.5345	1	57,838,381.64
7430773	43000	Oklahoma State University	2.5345	1	1,246,558.58
7432105	43200	OCIA 2009A Construction Fund	2.5345	1	1,285.65
7434105	43400	OCIA	2.5345	1	4,228.57
7436000	43600	OSF - Oil Overcharge	2.5345	1	2,604.69
7436105	43600	OCIA	2.5345	1	567.79
7437105	43700	OCIA	2.5345	1	70,973,747.90

Interest rate is net of 1.25 bp management fee



Office of the State Treasurer  
 Assets Under Management  
 November 30, 2019

Account	Class Funding	Agency	Interest Rate	Days to Maturity	Market Value
7438105	43800	OCIA	2.5345	1	289.14
7440105	44000	OCIA Operations & Maintenance	2.5345	1	9.65
7442105	44200	OCIA	2.5345	1	13,375.75
7443105	44300	OCIA	2.5345	1	271,488.59
7444835	44400	Water Resources Board	2.5345	1	5,531,650.59
7445105	44500	OCIA - 2017B Capitol Repair 2 Revenue	2.5345	1	9,325.45
7445835	44500	Water Resources Board	2.5345	1	4,225,464.51
7446105	44600	2017B Capitol Repair 2 Construction	2.5345	1	560,222.67
7447105	44700	2017A Revenue Fund	2.5345	1	3,181.04
7448105	44800	OCIA	2.5345	1	435.12
7449105	44900	OCIA	2.5345	1	4.64
7455105	45500	OCIA	2.5345	1	4,101.71
7455160	45500	Department of Commerce	2.5345	1	311,093.56
7460100	46000	Cameron University	2.5345	1	653,795.85
7460760	46000	University of Oklahoma	2.5345	1	164,531.72
7462105	46200	OCIA	2.5345	1	5,954.48
7464105	46400	OCIA	2.5345	1	22,028,738.81
7470010	47000	Oklahoma State University Capital Bond Project	2.5345	1	1,839,298.24
7470014	47000	Oklahoma State University Capital Bond Project	2.5345	1	2,124,937.86
7470230	47000	East Central University	2.5345	1	0.11
7471835	47100	Water Resources Board	2.5345	1	839,579.79
7472835	47200	Water Resources Board	2.5345	1	95,280,779.92
7473835	47300	Water Resources Board	2.5345	1	5,404,298.64
7475750	47500	Tulsa Community College	2.5345	1	5,843.75
7476760	47600	University of Oklahoma	2.5345	1	13,738,404.51
7479010	47900	Oklahoma State University Capital Bond Project	2.5345	1	41,146.93
7480230	48000	East Central University	2.5345	1	0.68
7481230	48100	East Central University	2.5345	1	0.04
7481633	48100	Oklahoma City Community College	2.5345	1	0.03
7482105	48200	OCIA	2.5345	1	15,319.24
7483633	48300	OCCC 2010 Bond	2.5345	1	0.06
7485010	48500	OKLAHOMA STATE UNIVERSITY	2.5345	1	2,937,505.58
7486010	48600	OKLAHOMA STATE UNIVERSITY	2.5345	1	9,819.58
7487010	48700	OKLAHOMA STATE UNIVERSITY	2.5345	1	14,569,539.28
7488010	48800	OKLAHOMA STATE UNIVERSITY	2.5345	1	6,453,862.26
7488105	48800	OCIA	2.5345	1	52,660.57
7489105	48900	OCIA	2.5345	1	2,509.91
7600010	60000	Oklahoma State University	2.5345	1	2,772,256.76
7600120	60000	University of Central Oklahoma	2.5345	1	4,799,875.15
7600150	60000	University of Science & Arts	2.5345	1	1,101,022.51
7600230	60000	East Central University	2.5345	1	1,159,193.32
7600420	60000	Langston University	2.5345	1	2,116,491.80
7600485	60000	Northeastern State University	2.5345	1	2,438,889.89
7600490	60000	Northern Oklahoma College	2.5345	1	1,239,728.31

Interest rate is net of 1.25 bp management fee





Office of the State Treasurer  
 Assets Under Management  
 November 30, 2019

Account	Class Funding	Agency	Interest Rate	Days to Maturity	Market Value
7600505	60000	Northwestern Oklahoma State University	2.5345	1	1,671,950.68
7600530	60000	Panhandle State University	2.5345	1	67,844.22
7600660	60000	Southeastern Oklahoma State University	2.5345	1	117,125.54
7600665	60000	Southwestern Oklahoma State University	2.5345	1	3,022,122.63
7600760	60000	University of Oklahoma	2.5345	1	4,082,430.90
7650010	65000	Oklahoma State University	2.5345	1	3,379,414.05
7650120	65000	University of Central Oklahoma	2.5345	1	1,193,039.87
7650150	65000	University of Science & Arts	2.5345	1	380,262.66
7650230	65000	East Central University	2.5345	1	1,948,587.23
7650420	65000	Langston University	2.5345	1	1,913,132.54
7650485	65000	Northeastern State University	2.5345	1	852,672.95
7650490	65000	Northern Oklahoma College	2.5345	1	2,342,655.29
7650505	65000	Northwestern Oklahoma State University	2.5345	1	781,345.95
7650530	65000	Panhandle State University	2.5345	1	137,180.71
7650660	65000	Southeastern Oklahoma State University	2.5345	1	21,585.03
7650665	65000	Southwestern Oklahoma State University	2.5345	1	1,474,481.01
7650760	65000	University of Oklahoma	2.5345	1	2,791,738.55
7700040	70000	Department of Agriculture	2.5345	1	10,807,916.47
7700041	70000	Western Oklahoma State College	2.5345	1	389,528.15
7700240	70000	Eastern Oklahoma State College	2.5345	1	915,552.63
7700461	70000	Rogers State College	2.5345	1	4,129,251.03
7700490	70000	Northern Oklahoma College	2.5345	1	1,151,343.10
7700606	70000	Ardmore Higher Education Center	2.5345	1	234,106.85
7700633	70000	Oklahoma City Community College	2.5345	1	6,900,191.67
7700660	70000	Southeastern Oklahoma State University	2.5345	1	14,456,809.15
7700760	70000	University of Oklahoma	2.5345	1	101,137,784.47
7700830	70000	Department of Human Services	2.5345	1	1,788,845.98
7701010	70100	Oklahoma State University	2.5345	1	1,377,739.72
7701091	70100	GO Bonds of 1992 - Admin Fund	2.5345	1	3.03
7701150	70100	University of Science & Arts	2.5345	1	3,693,091.63
7701165	70100	Connors State College	2.5345	1	542,665.82
7701400	70100	Office of Juvenile Affairs	2.5345	1	18,671.45
7701480	70100	Northeastern Oklahoma A&M College	2.5345	1	695,846.58
7701605	70100	Regents for Higher Education	2.5345	1	34,320,155.27
7701650	70100	Department of Veteran Affairs	2.5345	1	650,138.44
7701770	70100	OUHSC	2.5345	1	470,729,591.10
7701805	70100	Department of Rehabilitation Services	2.5345	1	148,340.43
7701865	70100	OK Workers' Comp Commission	2.5345	1	6,721,171.64
7702120	70200	University of Central Oklahoma	2.5345	1	14,041,044.09
7702650	70200	Department of Veteran Affairs	2.5345	1	514,070.37
7703650	70300	Department of Veteran Affairs	2.5345	1	511,994.42
7704120	70400	University of Central Oklahoma	2.5345	1	10,756.48
7704650	70400	Department of Veteran Affairs	2.5345	1	518,468.60
7704865	70400	OK Workers' Comp Commission	2.5345	1	47,947.72

Interest rate is net of 1.25 bp management fee



Office of the State Treasurer  
 Assets Under Management  
 November 30, 2019

Account	Class Funding	Agency	Interest Rate	Days to Maturity	Market Value
7705505	70500	Northwestern Oklahoma State University	2.5345	1	27,780.49
7705650	70500	Department of Veteran Affairs	2.5345	1	554,681.93
7705675	70500	Self Insurance Guaranty Fund	2.5345	1	1,566,673.01
7705865	70500	OK Workers' Comp Commission	2.5345	1	37,047.26
7706452	70600	Community Mental Health Center Rep Payee Account	2.5345	1	8,096.52
7706650	70600	Department of Veteran Affairs	2.5345	1	121,377.65
7706750	70600	Tulsa Community College	2.5345	1	822,858.03
7706865	70600	OK Workers' Comp Commission	2.5345	1	333,562.63
7707452	70700	Central Oklahoma CMHC Rep Payee Account	2.5345	1	77,558.25
7707605	70700	Regents for Higher Education	2.5345	1	2,680,614.73
7707650	70700	Department of Veteran Affairs	2.5345	1	340,660.49
7707865	70700	OK Workers' Comp Commission	2.5345	1	73,144.02
7708108	70800	Carl Albert State College	2.5345	1	6,461,092.57
7708605	70800	Regents for Higher Education	2.5345	1	901,076.31
7709605	70900	Regents for Higher Education	2.5345	1	2,455,034.29
7710350	71000	Oklahoma Historical Society	2.5345	1	1,258,033.15
7710452	71000	Oklahoma Department of Mental Health	2.5345	1	1,591,982.94
7710605	71000	Regents for Higher Education	2.5345	1	2,143,065.58
7711420	71100	Langston University	2.5345	1	3,973,980.14
7711452	71100	Griffin Memorial Hospital Rep Payee	2.5345	1	44,097.20
7711605	71100	Regents for Higher Education	2.5345	1	806,862.58
7712605	71200	Regents for Higher Education	2.5345	1	135,550.06
7713605	71300	Regents for Higher Education	2.5345	1	49,439,843.29
7714605	71400	Regents for Higher Education	2.5345	1	12,612,157.44
7715605	71500	Regents for Higher Education	2.5345	1	478,116.84
7718605	71800	Regents for Higher Education	2.5345	1	7,194,804.95
7719605	71900	Regents for Higher Education	2.5345	1	36,555.88
7723623	72300	Seminole State College	2.5345	1	263,433.63
7725100	72500	Cameron University	2.5345	1	3,266,175.34
7730230	73000	East Central University	2.5345	1	7,633,388.39
7730830	73000	Department of Human Services	2.5345	1	280,567.47
7740605	74000	Regents for Higher Education	2.5345	1	17,077,146.55
7741241	74100	Redlands Community College	2.5345	1	1,591,184.18
7745605	74500	Regents for Higher Education	2.5345	1	1,276,712.26
7747470	74700	Murray State College	2.5345	1	5,727,850.06
7750350	75000	Oklahoma Historical Society	2.5345	1	1,203,526.70
7750531	75000	Rose State College	2.5345	1	12,410,469.51
7751485	75100	Northeastern State University	2.5345	1	19,087,884.06
7752485	75200	Northeastern State University	2.5345	1	2,871,726.47
7765665	76500	Southwestern Oklahoma State University	2.5345	1	4,983,929.28
7790041	79000	Western Oklahoma State College	2.5345	1	87,829.73
7790230	79000	East Central University	2.5345	1	382,293.59
7790241	79000	Redlands Community College	2.5345	1	53,231.64
7790470	79000	Murray State College	2.5345	1	56,028.91

Interest rate is net of 1.25 bp management fee



Office of the State Treasurer  
 Assets Under Management  
 November 30, 2019

Account	Class Funding	Agency	Interest Rate	Days to Maturity	Market Value
7790485	79000	Northeastern State University	2.5345	1	1,956,172.04
7790490	79000	Northern Oklahoma College	2.5345	1	886,781.51
7790660	79000	Southeastern Oklahoma State University	2.5345	1	9,382.98
7790665	79000	Southwestern Oklahoma State University	2.5345	1	946,756.63
7805370	80500	OIFA	2.5345	1	104.22
7823740	82300	OCIA 2008B Reserve Fund	2.5345	1	663.10
7845740	84500	OCIA 2008A Sinking Fund	2.5345	1	4,702.74
7846740	84600	OCIA 2008B Sinking Fund	2.5345	1	1,018.52
7847740	84700	OSF Building Project Fund	2.5345	1	7,430.78
7848740	84800	OSF Building Project Fund	2.5345	1	84,130.10
7849740	84900	OCIA 2009A Sinking Fund	2.5345	1	61,381.92
7851740	85100	OCIA	2.5345	1	5,390,613.82
7853740	85300	Oklahoma 2010b GO Sinking Fund	2.5345	1	15,897.69
7854740	85400	OCIA Endowed Chair Fund 2010	2.5345	1	2,966,151.69
7857740	85700	OCIA 2010A Highway Capital Improvements	2.5345	1	5,144,666.85
7858740	85800	OCIA 2010b Highway Capital Improvements	2.5345	1	2,459,335.36
7860740	86000	OCIA 2012 State Highway	2.5345	1	558,358.46
7862740	86200	OCIA 2013	2.5345	1	925,650.41
7910467	91000	OSF Escrow Fund	2.5345	1	177,726.54
7920605	92000	Regents for Higher Education	2.5345	1	23,082,939.48
State Agency, Investable Base					2,699,611,636.47
State of Oklahoma, Investable Base					5,068,778,582.07
Assets Under Management					7,768,390,218.54