



Randy McDaniel
Oklahoma State Treasurer

Treasurer's Investments

May 2019

Treasurer's Mission Statement

The mission of the Office of the State Treasurer is to serve the people of Oklahoma by providing sound banking and investment services, reuniting individuals and businesses with their unclaimed property, and promoting economic opportunities in a fiscally responsible and efficient manner while adhering to the highest professional and ethical standards.



OKLAHOMA STATE TREASURER
RANDY McDANIEL

July 8, 2019

To the People of Oklahoma:

The Office of the State Treasurer is pleased to issue the May monthly investment performance report. I trust you will find it thorough and in keeping with my commitment to provide disclosure of the economic environment and portfolio results. As always, my staff and I are available to answer any questions.

Market Conditions

Treasury yields continued to decline with the 2-year ending at 1.92%, the 10-year benchmark at 2.12% and the 30-year at 2.56%. The curve inversion was still present and risk averse investors continued to move into treasuries, due to concerns regarding the trade war and possible negative effects on economic growth.

The stock market finished the first 5 months of 2019 with the Dow Jones industrial average (DJIA) up 6.4%, the S&P up 9.8% and the Nasdaq up 12.3%. All three indexes ended lower in May and reflected the first monthly loss in 2019, which was attributed to unexpected tariffs placed on Mexican imports. The DJIA fell 1.4% ending the month at 24,815, the S&P 500 dropped 1.3% coming in at 2,752 and the Nasdaq declined 1.5% to 7,453.

The Federal Open Market Committee unanimously decided to make no change to interest rates. According to the Committee's May meeting minutes, they continued their patient approach and said "economic activity rose at a solid rate" while "the labor market remains strong."

Economic Developments

The unemployment rate for April declined 0.2% to 3.6% and the underemployment rate remained static at 7.3%. Growth in wages were unchanged at 3.2%. The economy added 263,000 jobs for the month and March was downwardly revised to 189,000 from 196,000. According to Bloomberg News "Private employment rose by 236,000 after increasing 179,000 and government payrolls climbed by 27,000. Federal employment excluding postal jobs rose by 12,500, still the most since 2010, to 2.21 million."

The headline consumer price index (CPI) gained 0.3% in comparison to 0.4% for March. The increase to CPI was attributed to rising gas, rents and health-care costs. On a year-over-year basis the headline figure increased 2.0%. The core CPI was at 0.1%, which excludes food and energy components, and remained static for the last three months. The headline producer price index (PPI) increased 0.2% and core PPI gained 0.4%. In the 12 months through April, both headline and core PPI gained 2.2%.

The Commerce Department reported that April retail sales were weak compared to the previous month, coming in at 0.2%. March sales were upwardly revised by 0.1% to 1.7% and reflected the highest gain in almost a decade. According to the Associated Press, "Sales at clothing stores fell 0.2% and plunged 1.9% at home and garden supply stores. Furniture store sales were unchanged. Even the category that includes online retailers dropped. Excluding the volatile auto and gas categories, retail sales also fell 0.2%."

The National Association of Realtors said “Total housing inventory at the end of April increased to 1.83 million, up from 1.67 million existing homes available for sale in March and a 1.7% increase from 1.80 million a year ago. Unsold inventory is at a 4.2-month supply at the current sales pace, up from 3.8 months in March and up from 4.0 months in April 2018.” Homes purchased by first-time buyers comprised 32%, all-cash totaled 20% and 3% of transactions were foreclosures and short sales.

The first quarter gross domestic product (GDP) estimate was revised to 3.1% down 0.1% from the initial report. Bloomberg News reported that, “Excluding the trade and inventories components that gave a boost to GDP, final sales to domestic purchasers increased at a 1.5% pace- the lowest since 2015, though revised from 1.4%.” The U.S. trade deficit was \$50 billion in March, reflecting an increase of 1.5%. The previous months’ deficit was upwardly revised to \$49.3 billion. The first quarter trade deficit in goods totaled \$150.4 billion, in comparison to \$156.3 billion in 2018 for the same quarter.

Portfolio Commentary: Performance, Diversification, and Strategy

The Treasurer’s portfolio yielded 2.64% in May with a weighted average maturity of 913 days. The total assets under management by the treasurer was \$7.19 billion, in comparison to \$5.85 billion a year ago. The portfolio’s diversification strategy continues to be sound. U.S. government sponsored enterprises accounted for approximately 33% of the portfolio and mortgage-backed securities were 41%. U.S. treasuries represented 16% of assets, money market mutual funds were 7% and Certificates of Deposits were 2%. State bond issues, foreign bonds and municipals totaled 1% and comprised the balance of funds invested. In keeping with the state’s statutory investment objectives, the portfolio strategy continues to be seeking safety, liquidity, and return on investment, in that order. Laddered bond maturities and a buy-and-hold strategy were utilized. Market observation for investment opportunities were considered in order to maximize income within investment parameters and with regard to the likelihood of stable interest rates.

Collateralization

All funds under the control of this office requiring collateralization were secured at rates ranging from 102% to 110%, depending on the type of investment.

Payments, Fees, and Commissions

Securities were purchased or sold utilizing competitive bidding. Bank fees and money market mutual fund operating expenses are detailed in the attached pages, as is the earnings split between the treasurer and the master custodian bank on securities lending income.

Total Funds Invested

Funds available for investment, at market value, include the State Treasurer’s investments at \$4,394,147,261 and State Agency balances in OK Invest at \$2,803,216,245 for a total of \$7,197,363,506.

Best regards,

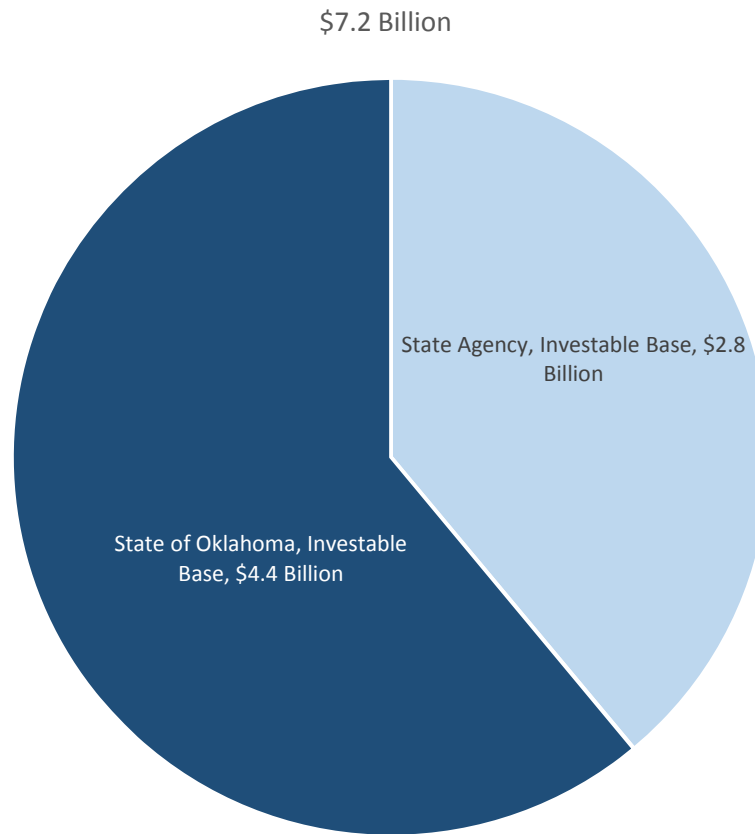


RANDY MCDANIEL
STATE TREASURER

cc: The Honorable Kevin Stitt, Governor
The Honorable Greg Treat, President Pro Tempore
The Honorable Charles McCall, Speaker of the House
The Honorable Mike Hunter, Attorney General
The Honorable Cindy Byrd, State Auditor and Inspector



OFFICE OF THE STATE TREASURER
Distribution of Assets Under Management
May 31, 2019





OFFICE OF THE STATE TREASURER

Portfolio Composition

May 31, 2019

Asset Category	Face Amount/Shares	Market Value	Book Value	% of Portfolio	YTM @ Cost	Weighted Average Maturity
Certificate of Deposit	170,130,000	170,130,000	170,130,000	2.4	2.68	47
Foreign Bonds	30,000,000	29,442,600	30,000,000	0.4	3.42	712
Money Market - Mutual Funds	483,714,811	483,714,811	483,714,811	6.8	2.31	1
Municipal Bonds	12,870,000	13,428,046	12,870,000	0.2	5.15	567
State Bond Issues	30,000,000	30,000,000	30,000,000	0.4	2.60	367
US Agency - MBS	2,924,816,318	3,017,275,324	2,974,211,203	41.3	2.96	1,613
US Agency Bonds	2,325,000,000	2,328,290,675	2,318,199,492	32.7	2.33	376
US Treasury Bonds / Notes	1,125,000,000	1,125,082,050	1,113,356,799	15.8	2.56	715
Total / Average	7,101,531,129	7,197,363,506	7,132,482,305	100.0	2.64	913

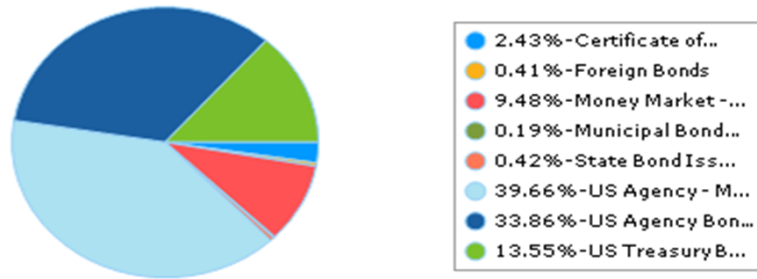


OFFICE OF THE STATE TREASURER
 Distribution by Asset Category - Market Value
 Report Group: Monthly Investment Report

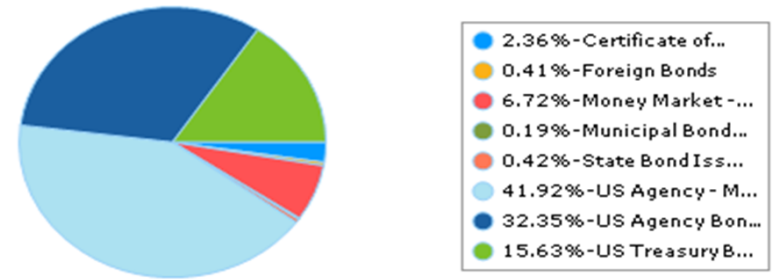
Begin Date: 4/30/2019, End Date: 5/31/2019

Asset Category	Market Value 4/30/2019	% of Portfolio 4/30/2019	Market Value 5/31/2019	% of Portfolio 5/31/2019
Certificate of Deposit	173,775,000	2.4	170,130,000	2.4
Foreign Bonds	29,428,720	0.4	29,442,600	0.4
Money Market - Mutual Funds	677,787,794	9.5	483,714,811	6.7
Municipal Bonds	13,394,643	0.2	13,428,046	0.2
State Bond Issues	30,000,000	0.4	30,000,000	0.4
US Agency - MBS	2,836,950,442	39.7	3,017,275,324	42.0
US Agency Bonds	2,422,122,650	33.8	2,328,290,675	32.3
US Treasury Bonds / Notes	969,245,075	13.6	1,125,082,050	15.6
Total / Average	7,152,704,324	100.0	7,197,363,506	100.0

Portfolio Holdings as of 4/30/2019



Portfolio Holdings as of 5/31/2019

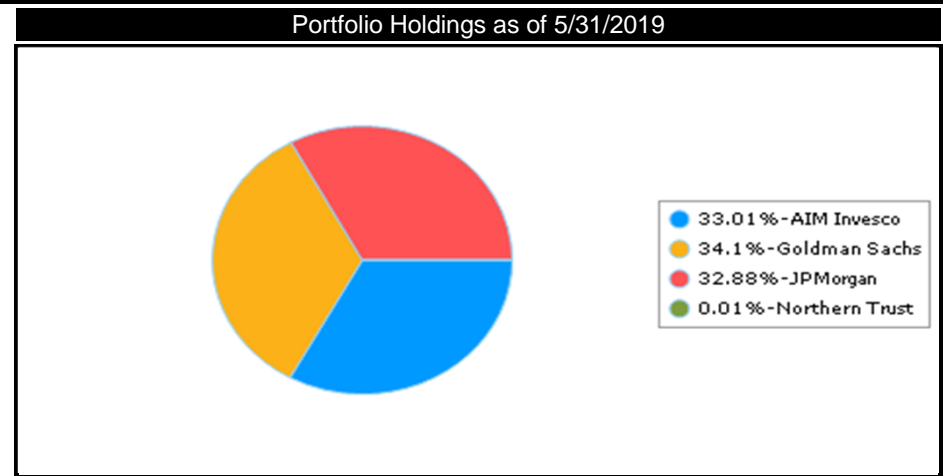
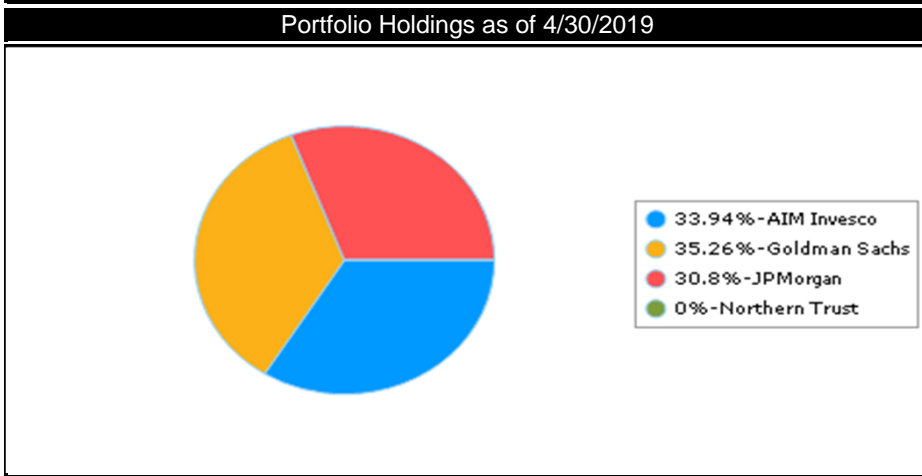




OFFICE OF THE STATE TREASURER
 Distribution by Issuer - Market Value
 Report Group: Money Market / Mutual Funds

Begin Date: 4/30/2019, End Date: 5/31/2019

Issuer Allocation				
Issuer	Market Value 4/30/2019	% of Portfolio 4/30/2019	Market Value 5/31/2019	% of Portfolio 5/31/2019
AIM Invesco	230,009,781	33.9	159,663,124	33.0
Goldman Sachs	239,000,025	35.3	164,957,859	34.1
JPMorgan	208,758,276	30.8	159,068,041	32.9
Northern Trust	19,712	0.0	25,787	0.0
Total / Average	677,787,794	100.0	483,714,811	100.0



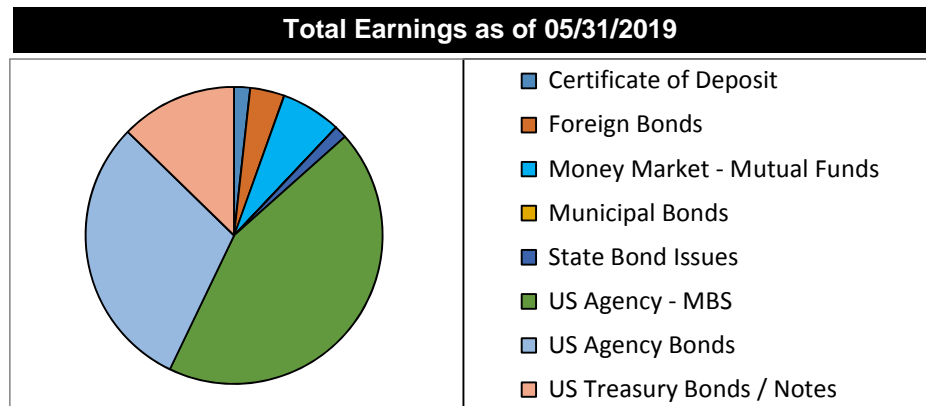


OFFICE OF THE STATE TREASURER

Earnings by Asset Category

May 31, 2019

Asset Category	YTM @ Cost	Interest Earned Net of Amortization/ Accretion	Realized Gain/Loss	Total Earnings
Certificate of Deposit	2.68%	239,109	-	239,109
Foreign Bonds	3.42%	509,279	-	509,279
Money Market - Mutual Funds	2.31%	895,947	-	895,947
Municipal Bonds	5.15%	-	-	-
State Bond Issues	2.50%	187,500	-	187,500
US Agency - MBS	2.95%	5,971,127	-	5,971,127
US Agency Bonds	2.33%	4,123,526	-	4,123,526
US Treasury Bonds / Notes	2.56%	1,734,996	-	1,734,996
Link Deposit (not active)				
Total or Average	2.65%	13,661,484	-	13,661,484





OFFICE OF THE STATE TREASURER

Investment Activity

May 31, 2019

Description	CUSIP	Broker/ Dealer	Trade Date	Settlement Date	YTM @ Cost	Par	Principal	Price	Interest	Total
Buy										
GNMA MBS 4 5/20/2049	36179USU7	Wells Fargo	05/22/2019	05/23/2019	3.212	50,000,000	51,703,125	103.41	122,222	51,825,347
GNMA MBS 4 5/20/2049	36179USU7	Wells Fargo	05/22/2019	05/23/2019	3.212	50,000,000	51,703,125	103.41	122,222	51,825,347
GNMA MBS 4 5/20/2049	36179USU7	Bank of Oklahoma	05/21/2019	05/22/2019	3.245	50,000,000	51,683,594	103.37	116,667	51,800,260
GNMA MBS 4 5/20/2049	36179USU7	Bank of Oklahoma	05/21/2019	05/22/2019	3.245	50,000,000	51,683,594	103.37	116,667	51,800,260
T-Bond 2 12/31/2021	912828U81	Hilltop	05/06/2019	05/07/2019	2.250	25,000,000	24,839,750	99.36	175,414	25,015,164
T-Note 1.25 10/31/2021	912828T67	Bank of America - Merrill L	05/03/2019	05/06/2019	2.299	25,000,000	24,370,117	97.48	5,095	24,375,212
T-Note 1.5 1/31/2022	912828H86	Bank of America - Merrill L	05/03/2019	05/06/2019	2.284	25,000,000	24,482,422	97.93	98,412	24,580,833
T-Note 1.75 11/30/2021	912828U65	Barclays Capital Inc	05/06/2019	05/07/2019	2.267	25,000,000	24,679,688	98.72	189,904	24,869,591
T-Note 2.625 12/15/2021	9128285R7	Morgan Stanley	05/02/2019	05/03/2019	2.306	25,000,000	25,201,172	100.80	250,601	25,451,773
T-Note 2.875 11/15/2021	9128285L0	UMB Bank	05/02/2019	05/03/2019	2.320	25,000,000	25,339,250	101.36	335,549	25,674,799
Buy Total						350,000,000	355,685,836		1,532,753	357,218,589
Sell										
GNMA MBS 5.5 3/20/2038	36202ERT8	Country Club Bank	05/23/2019	05/24/2019		873,810	969,929		3,070	972,999
GNMA MBS 5.5 5/20/2038	36202ES91	Bank of Oklahoma	05/23/2019	05/24/2019		795,634	883,775		2,796	886,571
GNMA MBS 6.5 7/20/2038	36202EUV9	Country Club Bank	05/23/2019	05/24/2019		1,020,542	1,182,394		4,238	1,186,632
Sell Total						2,689,986	3,036,098		10,104	3,046,202
Matured										
FHLB 1.375 5/28/2019	3130ABF92	UMB Bank	05/28/2019	05/28/2019		25,000,000	25,000,000			25,000,000
FHLB 1.45 5/6/2019	3130ACL85	Wells Fargo	05/06/2019	05/06/2019		25,000,000	25,000,000			25,000,000
FHLB 5.375 5/15/2019	3133X72S2	Bank of New York Mellon	05/15/2019	05/15/2019		25,000,000	25,000,000			25,000,000
FHLMC 1.75 5/30/2019	3137EADG1	Wells Fargo	05/30/2019	05/30/2019		25,000,000	25,000,000			25,000,000
Matured Total						100,000,000	100,000,000			100,000,000
Called										
Called Total						0	0			0
Net Change in Investments						247,310,014	252,649,738		1,522,648	254,172,386



OFFICE OF THE STATE TREASURER
 Transactions by Security Type
 May 31, 2019

Description	CUSIP	Action	Settlement Date	Maturity Date	YTM @ Cost	Par	Principal	Price	Interest	Total
US Agency Bonds										
Total US Agency Bonds						0	0		0	0
US Agency - Mortgage Backed Securities										
GNMA MBS 4 5/20/2049	36179USU7	Buy	05/23/2019	05/20/2049	3.212	50,000,000	51,703,125	103.406	122,222	51,825,347
GNMA MBS 4 5/20/2049	36179USU7	Buy	05/23/2019	05/20/2049	3.212	50,000,000	51,703,125	103.406	122,222	51,825,347
GNMA MBS 4 5/20/2049	36179USU7	Buy	05/22/2019	05/20/2049	3.245	50,000,000	51,683,594	103.367	116,667	51,800,260
GNMA MBS 4 5/20/2049	36179USU7	Buy	05/22/2019	05/20/2049	3.245	50,000,000	51,683,594	103.367	116,667	51,800,260
Total US Mortgage Backed Securities						200,000,000	206,773,438		477,778	207,251,215
US Treasury Bonds and Notes										
T-Bond 2 12/31/2021	912828U81	Buy	05/07/2019	12/31/2021	2.250	25,000,000	24,839,750	99.359	175,414	25,015,164
T-Note 1.25 10/31/2021	912828T67	Buy	05/06/2019	10/31/2021	2.299	25,000,000	24,370,117	97.480	5,095	24,375,212
T-Note 1.5 1/31/2022	912828H86	Buy	05/06/2019	01/31/2022	2.284	25,000,000	24,482,422	97.930	98,412	24,580,833
T-Note 1.75 11/30/2021	912828U65	Buy	05/07/2019	11/30/2021	2.267	25,000,000	24,679,688	98.719	189,904	24,869,591
T-Note 2.625 12/15/2021	9128285R7	Buy	05/03/2019	12/15/2021	2.306	25,000,000	25,201,172	100.805	250,601	25,451,773
T-Note 2.875 11/15/2021	9128285L0	Buy	05/03/2019	11/15/2021	2.320	25,000,000	25,339,250	101.357	335,549	25,674,799
Total - US Treasury Bonds / Notes						150,000,000	148,912,398		1,054,975	149,967,373
Foreign Bonds										
Total Foreign Bonds						0	0		0	0
Certificates of Deposits										
							25,677,000			
Total							381,362,836			



OFFICE OF THE STATE TREASURER

Transactions by Broker

May 31, 2019

Description	CUSIP	Action	Asset Category	Settlement Date	Maturity Date	YTM @ Cost	Par	Principal	Price	Interest	Total
Bank of America - Merrill Lynch											
T-Note 1.25 10/31/2021	912828T67	Buy	US Treasury Bonds / I	05/06/2019	10/31/2021	2.299	25,000,000	24,370,117	97.480	5,095	24,375,212
T-Note 1.5 1/31/2022	912828H86	Buy	US Treasury Bonds / I	05/06/2019	01/31/2022	2.284	25,000,000	24,482,422	97.930	98,412	24,580,833
							<u>50,000,000</u>	<u>48,852,539</u>		<u>103,507</u>	<u>48,956,046</u>
Bank of Oklahoma											
GNMA MBS 4 5/20/2049	36179USU7	Buy	US Agency - MBS	05/22/2019	05/20/2049	3.245	50,000,000	51,683,594	103.367	116,667	51,800,260
GNMA MBS 4 5/20/2049	36179USU7	Buy	US Agency - MBS	05/22/2019	05/20/2049	3.245	50,000,000	51,683,594	103.367	116,667	51,800,260
							<u>100,000,000</u>	<u>103,367,188</u>		<u>233,333</u>	<u>103,600,521</u>
Barclays Capital Inc											
T-Note 1.75 11/30/2021	912828U65	Buy	US Treasury Bonds / I	05/07/2019	11/30/2021	2.267	25,000,000	24,679,688	98.719	189,904	24,869,591
							<u>25,000,000</u>	<u>24,679,688</u>		<u>189,904</u>	<u>24,869,591</u>
Hilltop											
T-Bond 2 12/31/2021	912828U81	Buy	US Treasury Bonds / I	05/07/2019	12/31/2021	2.250	25,000,000	24,839,750	99.359	175,414	25,015,164
							<u>25,000,000</u>	<u>24,839,750</u>		<u>175,414</u>	<u>25,015,164</u>
Morgan Stanley											
T-Note 2.625 12/15/2021	9128285R7	Buy	US Treasury Bonds / I	05/03/2019	12/15/2021	2.306	25,000,000	25,201,172	100.805	250,601	25,451,773
							<u>25,000,000</u>	<u>25,201,172</u>		<u>250,601</u>	<u>25,451,773</u>
UMB Bank											
T-Note 2.875 11/15/2021	9128285L0	Buy	US Treasury Bonds / I	05/03/2019	11/15/2021	2.320	25,000,000	25,339,250	101.357	335,549	25,674,799
							<u>25,000,000</u>	<u>25,339,250</u>		<u>335,549</u>	<u>25,674,799</u>
Wells Fargo											
GNMA MBS 4 5/20/2049	36179USU7	Buy	US Agency - MBS	05/23/2019	05/20/2049	3.212	50,000,000	51,703,125	103.406	122,222	51,825,347
GNMA MBS 4 5/20/2049	36179USU7	Buy	US Agency - MBS	05/23/2019	05/20/2049	3.212	50,000,000	51,703,125	103.406	122,222	51,825,347
							<u>100,000,000</u>	<u>103,406,250</u>		<u>244,444</u>	<u>103,650,694</u>
Total Securities							<u>350,000,000</u>	<u>355,685,836</u>		<u>1,532,753</u>	<u>357,218,589</u>



OFFICE OF THE STATE TREASURER
 Comparison of Actual Earnings to Estimated Earnings
 May 31, 2019

Fiscal Year to Date								
Asset Category	Revenues				Investable Base			
	Actual	Estimate	Variance	Percent	Actual	Estimate	Variance	Percent
Certificates of Deposit	2,197,132	3,276,039	-1,078,907	-32.93%	103,590,724	124,755,000	(21,164,276)	-16.96%
Foreign Bonds	409,978	345,719	64,259	18.59%	17,927,351	11,956,752	5,970,599	49.93%
Money Market Mutual Funds	6,143,788	5,404,347	739,441	13.68%	294,529,874	403,571,268	(109,041,394)	-27.02%
Municipal Bonds	1,187,064	676,947	510,117	75.36%	8,176,224	20,452,897	(12,276,673)	-60.02%
State of OK Bonds	820,000	1,183,047	-363,047	-30.69%	30,000,000	40,000,000	(10,000,000)	-25.00%
US Treasury, Agency and MBS	74,141,396	65,365,403	8,775,993	13.43%	3,939,923,088	3,096,666,242	843,256,846	27.23%
Total or Average	84,899,358	76,251,502	8,647,856	11.34%	4,394,147,261	3,697,402,159	696,745,102	18.84%

In February 2019, the Treasurer estimated earnings to the Board of Equalization for Fiscal Year 2019. The amount estimated was \$87,500,000. Year-to-date actual earnings are recorded on a cash basis of accounting.



OFFICE OF THE STATE TREASURER
Comparison of Actual Earnings to Estimated Earnings
May 31, 2019

The following page presents market rates of return on the Securities portion of the General Account and the State's aggregated State Agency Accounts. These figures, which are dollar-weighted and time-weighted where appropriate, are calculated using the percentage change in market value (inclusive of accrued income) from the end of the prior month to the end of the reporting month.

To ensure the integrity of data, this information is provided by the Treasurer's custodian bank acting in its capacity as an external third party. As such, performance measurement is presently confined to those investments which are held with the custodian bank Northern Trust Company.

Benchmark data is also provided on the following page.



OFFICE OF THE STATE TREASURER

Performance Comparison*

May 31, 2019

	Month **	Fiscal Year-to-Date **
Securities, General Revenue Account	0.66%	3.33%
Securities, Agency Directed Langston University	-6.43%	-0.42%
Benchmark Merrill Lynch 1 Year US Treasury Note Index	0.33%	2.60%

* Analysis by Northern Trust Company

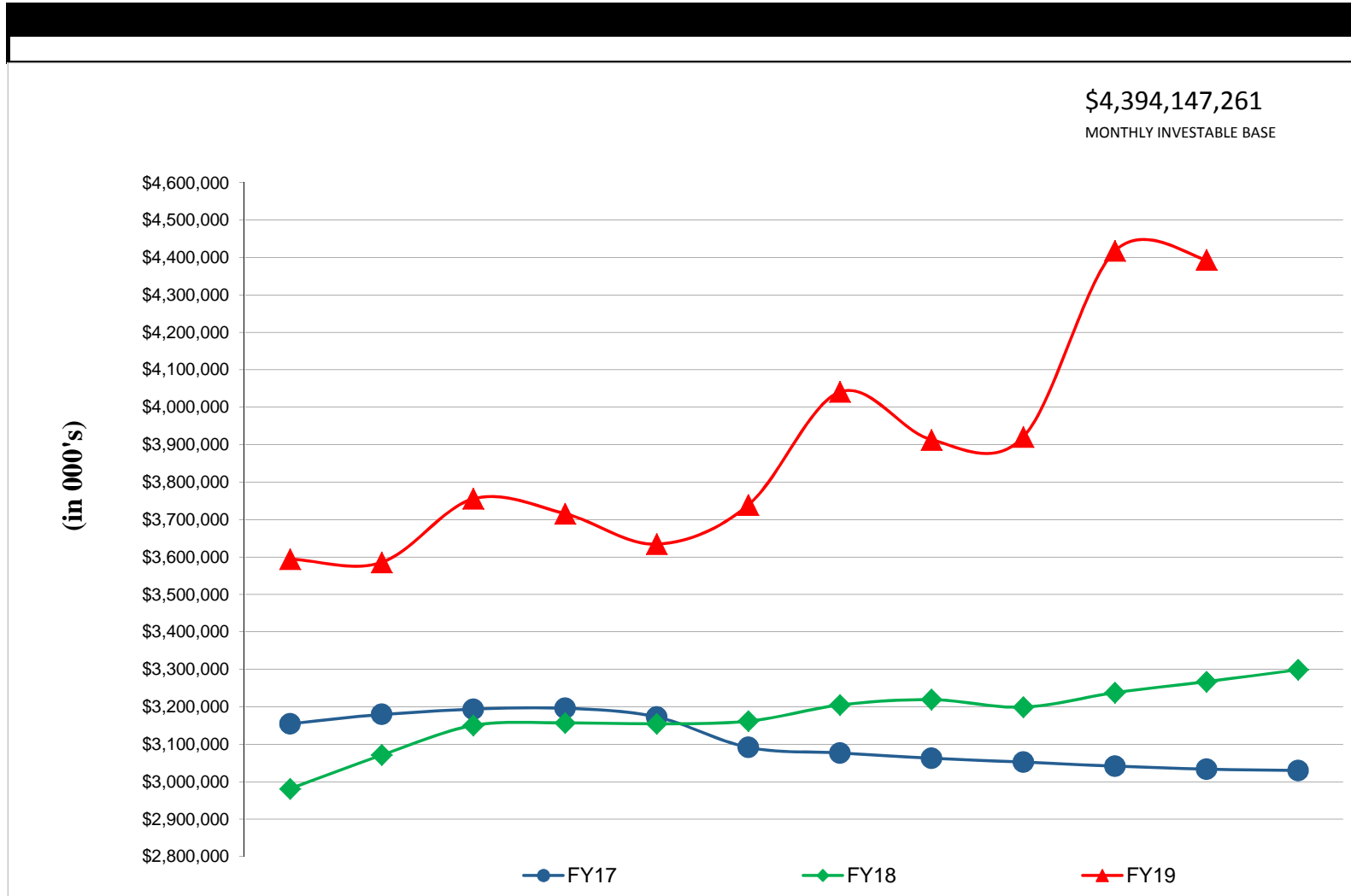
** Represents dollar-weighted and time-weighted rates of return



OFFICE OF THE STATE TREASURER

Monthly Investable Base

May 31, 2019





OFFICE OF THE STATE TREASURER

Banking, Custody, and other Fees

May 31, 2019

Depository Bank	Tax ID Number	City	State	Amount
Arvest Bank	71-0118700	Norman	Oklahoma	116
BancFirst	73-1332918	OKC	Oklahoma	4,184
Central National Bank	73-0177591	Alva	Oklahoma	61
Central National Bank	73-0783952	Enid	Oklahoma	112
Federal Reserve Bank	44-0545874	Kansas City	Kansas	877
First Bank & Trust	73-0498563	Clinton	Oklahoma	75
First Fidelity Bank, NA	73-1100200	OKC-Moore	Oklahoma	139
Frazier Bank	73-0125373	Altus	Oklahoma	9
Intrust Bank	48-0477525	Wichita	Kansas	83
JP Morgan/Chase, Okla., NA	73-0777610	OKC	Oklahoma	32,739
Mabrey Bank	73-0183780	Bixby	Oklahoma	19
The Bank N.A.	73-0344910	McAlester	Oklahoma	6
Total				38,421

Money Market Mutual Funds
 The State Treasurer participates in the following money market mutual funds. The funds managers are compensated for certain operating expenses by deducting a fee from the gross interest earnings.

Fund Manager	Tax ID	Annualized fee	Amount
Invesco	76-0574220	0.180%	23,904
JPMorgan Securities	23-2694160	0.180%	23,818
Goldman Sachs	06-1287410	0.110%	15,093
BOSC Inc	73-1275307	0.070%	9,605

Note: Pursuant to Oklahoma State Statute Title 62, Section 89.7, all known fees are to be reported. The money market mutual fund fees reported are shown at the contracted rate.

Securities Lending Program
 The State Treasurer participates in a securities lending program with Northern Trust Company acting as lending agent. Northern Trust retains 20% of the revenues generated as compensation for services, their share for the month was \$3,223. Pursuant to Oklahoma State Statute Title 62 Section 90, the State Treasurer retains the first \$450,000 of security lending revenue in a revolving fund. These funds are used to pay custody and other banking fees. Any revenue not needed for this purpose is deposited to the General Fund.

Northern Trust Custody Fees
 Pursuant to custodial contract with Northern Trust Company, custody fees are paid quarterly. Fees paid to Northern Trust Company for the three three quarters was \$33,750.



Randy McDaniel
Oklahoma State Treasurer

Agency-Directed Investments

May 2019

Treasurer's Mission Statement

The mission of the Office of the State Treasurer is to serve the people of Oklahoma by providing sound banking and investment services, reuniting individuals and businesses with their unclaimed property, and promoting economic opportunities in a fiscally responsible and efficient manner while adhering to the highest professional and ethical standards.



OFFICE OF THE STATE TREASURER

Agency Directed Investments

May 31, 2019

Langston University				
Issuer	Face Amount/Shares	Market Value	Book Value	% of Portfolio
Fundamental Investors Inc A	16,499	928,387	371,159	31.7
Investment Co of America A	16,849	610,424	371,249	32.4
Northern Trust - Agency Fund	1,334	1,334	1,334	2.6
Washington Mutual Fund A	17,405	769,281	371,270	33.4
Total / Average	52,087	2,309,426	1,115,012	100.0



OFFICE OF THE STATE TREASURER

State Agency Directed by Broker

May 31, 2019

Broker	Tax ID Number	City	State	Purchases Cost Value	Sales Cost Value
<u>No Activity</u>					



OFFICE OF THE STATE TREASURER

State Agency Directed by Broker
May 31, 2019

Broker	Tax ID Number	City	State	Purchases Cost Value	Sales Cost Value
<u>No Activity</u>					



OFFICE OF THE STATE TREASURER
 Assets Under Management
 May 31, 2019

Account	Class Funding	Agency	Interest Rate	Days to Maturity	Market Value
7481633	48100	Oklahoma City Community College	2.6025	1	0.03
7481230	48100	East Central University	2.6025	1	0.04
7483633	48300	OCCC 2010 Bond	2.6025	1	0.06
7470230	47000	East Central University	2.6025	1	0.11
7220090	22000	OSF Building Project Fund	2.6025	1	0.42
7480230	48000	East Central University	2.6025	1	0.68
7701091	70100	GO Bonds of 1992 - Admin Fund	2.6025	1	2.97
7448105	44800	OCIA	2.6025	1	3.04
7210350	21000	Oklahoma Historical Society	2.6025	1	28.02
7296150	29600	University of Science & Arts	2.6025	1	39.81
7805370	80500	OIFA	2.6025	1	102.86
7429105	42900	OCIA	2.6025	1	582.12
7706452	70600	Community Mental Health Center Rep Payee Account	2.6025	1	614.06
7823740	82300	OCIA 2008B Reserve Fund	2.6025	1	654.47
7846740	84600	OCIA 2008B Sinking Fund	2.6025	1	1,005.27
7432105	43200	OCIA 2009A Construction Fund	2.6025	1	1,201.66
7489105	48900	OCIA	2.6025	1	1,410.15
7455105	45500	OCIA	2.6025	1	1,490.28
7449105	44900	OCIA	2.6025	1	1,950.96
7436000	43600	OSF - Oil Overcharge	2.6025	1	2,570.79
7205204	20500	JM Davis Arms & Historical Museum	2.6025	1	3,353.12
7445105	44500	OCIA - 2017B Capitol Repair 2 Revenue	2.6025	1	3,383.29
7462105	46200	OCIA	2.6025	1	3,456.66
7440105	44000	OCIA Operations & Maintenance	2.6025	1	3,934.51
7845740	84500	OCIA 2008A Sinking Fund	2.6025	1	4,641.52
7475750	47500	Tulsa Community College	2.6025	1	5,767.70
7442105	44200	OCIA	2.6025	1	8,205.80
7412105	41200	OCIA	2.6025	1	8,828.28
7482105	48200	OCIA	2.6025	1	8,936.13
7255585	25500	Oklahoma Dept of Public Safety	2.6025	1	9,258.39
7486010	48600	OKLAHOMA STATE UNIVERSITY	2.6025	1	10,050.47
7708605	70800	Regents for Higher Education	2.6025	1	12,011.02
2151505	8515E	OPERS	2.6025	1	12,429.08
7220830	22000	Department of Human Services	2.6025	1	13,118.95
7430530	60000	Panhandle State University	2.6025	1	13,428.49
7790041	79000	Western Oklahoma State College	2.6025	1	15,596.35
7853740	85300	Oklahoma 2010b GO Sinking Fund	2.6025	1	15,690.80
7745605	74500	Regents for Higher Education	2.6025	1	15,827.16
7303000	30300	Tobacco Litigation Escrow Fund	2.6025	1	28,867.13
7230807	23000	Health Care Authority	2.6025	1	29,321.31
7719605	71900	Regents for Higher Education	2.6025	1	35,821.94
7275740	27500	OST - SEED	2.6025	1	36,351.86
7705865	70500	OK Workers' Comp Commission	2.6025	1	36,565.13
7443105	44300	OCIA	2.6025	1	41,706.23
7210400	21000	Office of Juvenile Affairs	2.6025	1	43,519.90
7406105	40600	OCIA - Tourism Revenue Fund Series 2018A	2.6025	1	43,906.24
7711452	71100	Griffin Memorial Hospital Rep Payee	2.6025	1	44,005.01
7650660	65000	Southeastern Oklahoma State University	2.6025	1	45,263.46
7704865	70400	OK Workers' Comp Commission	2.6025	1	46,329.75
7790660	79000	Southeastern Oklahoma State University	2.6025	1	50,952.57

Interest rate is net of 1.25 bp management fee



OFFICE OF THE STATE TREASURER
 Assets Under Management
 May 31, 2019

Account	Class Funding	Agency	Interest Rate	Days to Maturity	Market Value
7200830	20000	Department of Human Services	2.6025	1	52,220.30
7230695	23000	Tax Commission	2.6025	1	57,940.28
2151508	8515H	OPERS	2.6025	1	67,720.73
7707865	70700	OK Workers' Comp Commission	2.6025	1	72,192.13
7205515	20500	OPERS	2.6025	1	73,147.96
7790470	79000	Murray State College	2.6025	1	75,796.18
7210515	21000	OPERS	2.6025	1	78,460.29
2151503	8515C	OPERS	2.6025	1	87,426.49
7600660	60000	Southeastern Oklahoma State University	2.6025	1	87,939.64
7409105	40900	OCIA - NACEA Revenue Series 2018B	2.6025	1	89,264.59
7707452	70700	Central Oklahoma CMHC Rep Payee Account	2.6025	1	99,230.64
7200391	20000	Multiple Injury Trust Fund	2.6025	1	117,200.67
7706750	70600	Tulsa Community College	2.6025	1	124,171.68
7265090	26500	OMES- Risk Mgmt	2.6025	1	124,803.87
7706650	70600	Department of Veteran Affairs	2.6025	1	137,516.38
7712605	71200	Regents for Higher Education	2.6025	1	146,676.80
7790241	79000	Redlands Community College	2.6025	1	147,091.92
7205563	20500	OK Bd for Private Vocational Schools	2.6025	1	153,205.11
2151506	8515F	OPERS	2.6025	1	162,281.98
7460760	46000	University of Oklahoma	2.6025	1	162,390.53
7430016	43000	Oklahoma State University	2.6025	1	162,469.54
7701805	70100	Department of Rehabilitation Services	2.6025	1	165,498.91
7910467	91000	OSF Escrow Fund	2.6025	1	175,413.64
7650530	65000	Panhandle State University	2.6025	1	178,068.24
7701400	70100	Office of Juvenile Affairs	2.6025	1	179,908.02
7730830	73000	Department of Human Services	2.6025	1	188,009.65
7200515	20000	OPERS	2.6025	1	190,319.25
7455160	45500	Department of Commerce	2.6025	1	190,480.94
7600530	60000	Panhandle State University	2.6025	1	199,124.06
7205435	20500	Oklahoma Lottery Commission	2.6025	1	204,925.17
7701165	70100	Connors State College	2.6025	1	212,098.45
7430420	43000	Langston University	2.6025	1	217,595.26
7403292	40300	Oklahoma Department of Environmental Quality	2.6025	1	220,437.28
7723623	72300	Seminole State College	2.6025	1	226,820.31
7650150	65000	University of Science & Arts	2.6025	1	239,809.62
7447105	44700	2017A Revenue Fund	2.6025	1	243,598.73
7700606	70000	Ardmore Higher Education Center	2.6025	1	247,835.46
7416000	41600	OSF - Oil Overcharge	2.6025	1	280,527.82
7705650	70500	Department of Veteran Affairs	2.6025	1	294,815.24
7434105	43400	OCIA	2.6025	1	295,643.96
7430505	43000	Northwestern Oklahoma State University	2.6025	1	301,516.46
7707650	70700	Department of Veteran Affairs	2.6025	1	327,554.50
7706865	70600	OK Workers' Comp Commission	2.6025	1	329,221.71
7210588	21000	Real Estate Commission	2.6025	1	331,880.82
7225830	22500	Department of Human Services	2.6025	1	333,860.70
7225040	22500	Department of Agriculture	2.6025	1	389,929.24
7430010	43000	Oklahoma State University	2.6025	1	394,906.75
7280345	28000	Department of Transportation	2.6025	1	404,039.46
7702650	70200	Department of Veteran Affairs	2.6025	1	410,837.64
2151507	8515G	OPERS	2.6025	1	432,346.79

Interest rate is net of 1.25 bp management fee



OFFICE OF THE STATE TREASURER
 Assets Under Management
 May 31, 2019

Account	Class Funding	Agency	Interest Rate	Days to Maturity	Market Value
7703650	70300	Department of Veteran Affairs	2.6025	1	432,475.50
7200588	20000	Real Estate Commission	2.6025	1	455,029.58
7704650	70400	Department of Veteran Affairs	2.6025	1	466,146.25
7715605	71500	Regents for Higher Education	2.6025	1	471,894.71
7430012	43000	Oklahoma State University	2.6025	1	486,183.06
7408105	40800	OCIA	2.6025	1	544,140.61
7790230	79000	East Central University	2.6025	1	550,139.11
7210570	21000	State Board of Licensure for Professional Engineers & Land Surveyors	2.6025	1	597,895.49
7430011	43000	Oklahoma State University	2.6025	1	654,772.24
7200370	20000	OIFA	2.6025	1	664,322.33
7709605	70900	Regents for Higher Education	2.6025	1	666,224.24
7701650	70100	Department of Veteran Affairs	2.6025	1	686,989.95
7446105	44600	2017B Capitol Repair 2 Construction	2.6025	1	701,609.59
7215585	21500	Department of Public Safety	2.6025	1	712,398.99
7701480	70100	Northeastern Oklahoma A&M College	2.6025	1	723,174.49
7650505	65000	Northwestern Oklahoma State University	2.6025	1	747,663.63
7205320	20500	Department of Wildlife	2.6025	1	749,442.33
2151502	8515B	OPERS	2.6025	1	773,572.21
7711605	71100	Regents for Higher Education	2.6025	1	790,375.85
7460100	46000	Cameron University	2.6025	1	808,267.78
7479010	47900	Oklahoma State University Capital Bond Project	2.6025	1	850,830.99
7790490	79000	Northern Oklahoma College	2.6025	1	851,736.58
7471835	47100	Water Resources Board	2.6025	1	869,139.89
2151501	8515A	OPERS	2.6025	1	881,060.74
7205630	20500	Oklahoma Department of Securities	2.6025	1	890,460.95
7600150	60000	University of Science & Arts	2.6025	1	910,459.14
7704120	70400	University of Central Oklahoma	2.6025	1	928,172.14
7650485	65000	Northeastern State University	2.6025	1	943,646.90
7710452	71000	Oklahoma Department of Mental Health	2.6025	1	944,192.74
2151500	79901	OPERS	2.6025	1	947,668.35
7244090	24400	OMES Dept of Central Services	2.6025	1	964,632.39
7428105	42800	OCIA Endowed Chairs Fund	2.6025	1	967,946.26
7518410	8410A	Commissioners of the Land Office	2.6025	1	1,010,783.46
7700041	70000	Western Oklahoma State College	2.6025	1	1,055,975.52
7255090	25500	Department of Central Services	2.6025	1	1,062,369.92
7600490	60000	Northern Oklahoma College	2.6025	1	1,062,889.75
7650120	65000	University of Central Oklahoma	2.6025	1	1,072,295.40
7216805	21600	Department of Rehabilitation Services	2.6025	1	1,083,825.68
7700240	70000	Eastern Oklahoma State College	2.6025	1	1,100,706.35
7430461	43000	Rogers State College	2.6025	1	1,101,931.63
7430015	43000	Oklahoma State University	2.6025	1	1,109,123.90
7750350	75000	Oklahoma Historical Society	2.6025	1	1,119,481.27
7700490	70000	Northern Oklahoma College	2.6025	1	1,120,081.76
7215670	21500	JD McCarty Center	2.6025	1	1,167,967.23
7705505	70500	Northwestern Oklahoma State University	2.6025	1	1,182,896.43
7741241	74100	Redlands Community College	2.6025	1	1,227,559.39
7600230	60000	East Central University	2.6025	1	1,238,049.87
7710350	71000	Oklahoma Historical Society	2.6025	1	1,241,661.34
7280090	28000	OMES DCS Property Distribution	2.6025	1	1,305,507.13
7790665	79000	Southwestern Oklahoma State University	2.6025	1	1,309,159.10

Interest rate is net of 1.25 bp management fee



OFFICE OF THE STATE TREASURER
 Assets Under Management
 May 31, 2019

Account	Class Funding	Agency	Interest Rate	Days to Maturity	Market Value
7488105	48800	OCIA	2.6025	1	1,309,491.12
7705675	70500	Self Insurance Guaranty Fund	2.6025	1	1,411,924.19
7650665	65000	Southwestern Oklahoma State University	2.6025	1	1,439,716.77
2169520	8695T	Tax Commission	2.6025	1	1,521,666.47
2174007	8740G	State Treasurer	2.6025	1	1,569,958.71
7205807	20500	Oklahoma Health Care Authority	2.6025	1	1,577,262.62
7650760	65000	University of Oklahoma	2.6025	1	1,612,779.20
7230345	23000	Department of Transportation	2.6025	1	1,659,852.91
7650420	65000	Langston University	2.6025	1	1,677,548.11
7200410	20000	Commissioners of the Land Office	2.6025	1	1,703,138.55
7600420	60000	Langston University	2.6025	1	1,705,380.97
7600505	60000	Northwestern Oklahoma State University	2.6025	1	1,714,518.98
7710605	71000	Regents for Higher Education	2.6025	1	1,820,115.94
7430013	43000	Oklahoma State University	2.6025	1	1,851,986.32
7235605	23500	Regents for Higher Education	2.6025	1	1,866,831.71
2147704	8477D	Oklahoma Bureau of Narcotics	2.6025	1	1,884,610.12
2151504	8515D	OPERS	2.6025	1	1,902,527.80
7519410	8410A	Commissioners of the Land Office	2.6025	1	1,908,149.99
7419105	41900	OCIA	2.6025	1	1,909,112.33
7700830	70000	Department of Human Services	2.6025	1	1,927,205.98
7790485	79000	Northeastern State University	2.6025	1	2,009,487.53
2143501	8435A	Oklahoma Lottery Commission	2.6025	1	2,027,601.93
7650230	65000	East Central University	2.6025	1	2,201,013.29
7862740	86200	OCIA 2013	2.6025	1	2,328,466.43
7426000	42600	OSF - Oil Overcharge	2.6025	1	2,343,953.16
2153001	8530A	Panhandle State University	2.6025	1	2,376,264.93
7430014	43000	Oklahoma State University	2.6025	1	2,435,781.05
7858740	85800	OCIA 2010b Highway Capital Improvements	2.6025	1	2,439,154.23
7215825	215000	University Hospitals Authority	2.6025	1	2,534,729.52
7200039	20000	Oklahoma Boll Weevil Eradication	2.6025	1	2,537,016.84
7430665	43000	Southwestern Oklahoma State University	2.6025	1	2,575,765.20
7200320	20000	Department of Wildlife	2.6025	1	2,603,163.21
7752485	75200	Northeastern State University	2.6025	1	2,683,677.96
7600485	60000	Northeastern State University	2.6025	1	2,685,701.40
7860740	86000	OCIA 2012 State Highway	2.6025	1	2,734,048.81
7600665	60000	Southwestern Oklahoma State University	2.6025	1	2,807,750.35
7416160	41600	Department of Commerce	2.6025	1	2,809,678.90
7650490	65000	Northern Oklahoma College	2.6025	1	3,005,961.41
7295090	27000	Emergency & Transportation	2.6025	1	3,108,254.78
7230220	23000	Oklahoma Crime Victims Compensation	2.6025	1	3,134,835.86
7725100	72500	Cameron University	2.6025	1	3,163,887.99
7215320	21500	Department of Wildlife	2.6025	1	3,239,612.46
7701150	70100	University of Science & Arts	2.6025	1	3,319,710.74
7470014	47000	Oklahoma State University Capital Bond Project	2.6025	1	3,360,011.11
7600010	60000	Oklahoma State University	2.6025	1	3,414,876.22
7405220	40500	District Attorneys Council	2.6025	1	3,443,425.96
7430773	43000	Oklahoma State University	2.6025	1	3,753,668.85
7707605	70700	Regents for Higher Education	2.6025	1	3,901,173.68
7711420	71100	Langston University	2.6025	1	3,974,476.43
7700660	70000	Southeastern Oklahoma State University	2.6025	1	4,217,691.46

Interest rate is net of 1.25 bp management fee



OFFICE OF THE STATE TREASURER
 Assets Under Management
 May 31, 2019

Account	Class Funding	Agency	Interest Rate	Days to Maturity	Market Value
7220320	22000	Dept of Wildlife Conservation	2.6025	1	4,333,735.25
7210270	21000	State Election Board	2.6025	1	4,422,482.64
7600120	60000	University of Central Oklahoma	2.6025	1	4,732,813.69
7205359	20500	Sustaining OK Energy Resources	2.6025	1	4,738,298.46
7470010	47000	Oklahoma State University Capital Bond Project	2.6025	1	4,824,920.39
7220585	22000	Department of Public Safety	2.6025	1	4,843,879.84
7600760	60000	University of Oklahoma	2.6025	1	4,850,006.64
7445835	44500	Water Resources Board	2.6025	1	4,943,487.05
7420105	42000	OCIA - Construction Series 2019A	2.6025	1	5,116,000.00
7700461	70000	Rogers State College	2.6025	1	5,228,225.61
7260090	26000	OMES Risk Management Division	2.6025	1	5,237,727.77
7215270	21500	State of Oklahoma Election Board - HAVA	2.6025	1	5,289,737.57
7718605	71800	Regents for Higher Education	2.6025	1	5,682,065.40
7747470	74700	Murray State College	2.6025	1	5,692,160.31
7650010	65000	Oklahoma State University	2.6025	1	5,785,778.21
7360566	36000	Tourism & Recreation Department	2.6025	1	6,307,223.31
7708108	70800	Carl Albert State College	2.6025	1	6,335,612.64
7201825	20100	University Hospitals Authority	2.6025	1	6,508,367.88
7485010	48500	OKLAHOMA STATE UNIVERSITY	2.6025	1	6,547,004.17
7701865	70100	OK Workers' Comp Commission	2.6025	1	6,898,300.55
7854740	85400	OCIA Endowed Chair Fund 2010	2.6025	1	7,083,261.52
7245807	24500	Health Care Authority	2.6025	1	7,831,411.84
7488010	48800	OKLAHOMA STATE UNIVERSITY	2.6025	1	8,534,339.50
7700633	70000	Oklahoma City Community College	2.6025	1	8,679,112.72
7444835	44400	Water Resources Board	2.6025	1	8,849,241.53
7765665	76500	Southwestern Oklahoma State University	2.6025	1	8,984,483.67
7402105	40200	OCIA - Tourism Construction Fund Series 2018A	2.6025	1	9,326,842.05
7701010	70100	Oklahoma State University	2.6025	1	9,397,523.40
7210320	21000	Department of Wildlife	2.6025	1	9,504,297.59
2139101	8391A	Multiple Injury Trust Fund	2.6025	1	10,077,863.14
7700040	70000	Department of Agriculture	2.6025	1	10,657,394.29
7851740	85100	OCIA	2.6025	1	10,713,405.50
7849740	84900	OCIA 2009A Sinking Fund	2.6025	1	11,569,671.90
7714605	71400	Regents for Higher Education	2.6025	1	11,630,007.17
7857740	85700	OCIA 2010A Highway Capital Improvements	2.6025	1	12,055,285.41
7730230	73000	East Central University	2.6025	1	12,057,209.31
7426160	42600	Department of Commerce	2.6025	1	12,213,469.84
2143500	79901	Oklahoma Lottery Commission	2.6025	1	12,216,036.40
7215566	21500	Tourism & Recreation Department	2.6025	1	12,324,125.07
7240807	24000	Health Care Authority	2.6025	1	13,219,141.98
7750531	75000	Rose State College	2.6025	1	14,021,303.31
7920605	92000	Regents for Higher Education	2.6025	1	14,096,642.47
7200359	20000	OERB	2.6025	1	14,889,533.46
7430760	43000	University of Oklahoma	2.6025	1	14,892,420.59
7476760	47600	University of Oklahoma	2.6025	1	15,086,695.73
7210410	21000	Commissioners of the Land Office	2.6025	1	16,122,947.56
7740605	74000	Regents for Higher Education	2.6025	1	17,117,103.02
7751485	75100	Northeastern State University	2.6025	1	17,988,872.72
2142001	8420A	Langston University	2.6025	1	19,478,500.15
7200435	20000	Oklahoma Lottery Commission	2.6025	1	19,537,304.30

Interest rate is net of 1.25 bp management fee



OFFICE OF THE STATE TREASURER
 Assets Under Management
 May 31, 2019

Account	Class Funding	Agency	Interest Rate	Days to Maturity	Market Value
2155701	8557A	OK Police Pension	2.6025	1	20,145,108.21
7487010	48700	OKLAHOMA STATE UNIVERSITY	2.6025	1	20,170,128.49
2118506	8185F	Corporation Commission	2.6025	1	20,308,898.88
7700131	79901	Department of Corrections	2.6025	1	20,641,205.82
7464105	46400	OCIA	2.6025	1	22,646,826.58
7702120	70200	University of Central Oklahoma	2.6025	1	23,349,422.26
2183006	8830F	DHS - CSED	2.6025	1	23,846,243.94
7401105	40100	OCIA - NACEA Construction Series 2018B	2.6025	1	24,306,372.60
2137001	8370A	OIFA	2.6025	1	29,576,976.49
7848740	84800	OSF Building Project Fund	2.6025	1	32,967,992.73
7713605	71300	Regents for Higher Education	2.6025	1	34,820,883.55
7701605	70100	Regents for Higher Education	2.6025	1	35,595,386.67
7473835	47300	Water Resources Board	2.6025	1	38,490,246.75
7430770	43000	OUHSC	2.6025	1	42,638,867.57
7205090	20500	OMES Risk Management Division/DSC	2.6025	1	51,413,501.92
2169521	8695U	Tax Commission	2.6025	1	53,198,339.07
7410105	41000	OCIA - Capitol Repair Construction Series 2018C	2.6025	1	53,683,258.83
2109002	8090B	OMES- Risk Mgmt Revolving Fund ASA	2.6025	1	64,844,135.49
7711185	8740G	Corporation Commission	2.6025	1	71,450,840.34
2141001	8410A	Commissioners of the Land Office	2.6025	1	76,834,685.73
7472835	47200	Water Resources Board	2.6025	1	103,856,106.99
7415105	41500	OCIA - DOC Construction Series 2018D	2.6025	1	114,056,737.41
7700760	70000	University of Oklahoma	2.6025	1	121,058,252.27
7285345	28500	Department of Transportation	2.6025	1	156,124,754.67
2169502	8695B	Tax Commission	2.6025	1	412,658,221.89
7701770	70100	OUHSC	2.6025	1	479,961,666.87
State Agency, Investable Base					2,803,216,245.00
State of Oklahoma, Investable Base					4,394,147,261.00
Assets Under Management					7,197,363,506.00