



Ken Miller

Oklahoma State Treasurer

Treasurer's Investments

July 2018

Treasurer's Mission Statement

The mission of the Office of the State Treasurer is to serve the people of Oklahoma by providing sound banking and investment services, reuniting individuals and businesses with their unclaimed property, and promoting economic opportunities in a fiscally responsible and efficient manner while adhering to the highest professional and ethical standards.



OKLAHOMA STATE TREASURER

September 28, 2018

To the People of Oklahoma:

I am pleased to issue the July monthly investment performance report for the Office of the State Treasurer. I trust you will find it thorough and in keeping with my commitment to provide full and complete disclosure of all activities within my office. As always, my staff and I are available to answer any questions you might have.

Market Conditions

There were continuing concerns in regard to the possibility of a yield curve inversion. The spread between the two and ten-year treasuries was 0.29% with the two-year treasury at 2.67%. The thirty-year treasury was at 3.08%, rising 0.09% from the month before.

Stock indexes advanced in July with the S&P 500 increasing 0.5% to 2,816 and the Dow Jones Industrial Average up 0.4% to 25,415. The Nasdaq composite also climbed 0.5% to 7,671. All three indexes were up for the year, with the S&P gaining 5.3%, the Dow earning 2.8% and the Nasdaq up 11.1%. According to the Associated Press, stocks rose following strong results from industrial and health care companies as well as a report that the U.S. and China were trying to restart trade talks.

Jerome Powell, Chairman of the Federal Open Market Committee (FOMC), testified before the Senate Banking, Housing and Urban Affairs Committee on July 17 and delivered the semi-annual monetary policy report. He said "With a strong job market, inflation close to our objective, and the risks to the outlook roughly balanced, the FOMC believes that- for now- the best way forward is to keep gradually raising the federal funds rate."

Economic Developments

The unemployment rate in June increased from 3.8% to 4%, along with the U-6 or underemployment rate rising by 0.2% to 7.8%. The underemployment rate includes part-time workers who would prefer a full-time position and people who want a job, but are not actively looking. The Labor Department reported that non-farm payrolls rose 213,000 in June and the May estimate was upwardly revised to 244,000 from 223,000. The average work week was 34.5 hours for all private employees and average hourly earnings increased 0.2% from the prior month.

The headline and core consumer price index (CPI) grew in June by 0.1% and 0.2%, respectively. In May, both CPI indexes grew by 0.2%. On an annual basis, the indexes beat economic consensus with headline CPI increasing by 2.9% and core CPI by 2.3%. The Bureau of Labor reported that price increases occurred in the indices for shelter, food and gasoline, but prices gained less than projected amid falling utility costs and hotel prices. According to Bloomberg News, hotel and motel rates fell 4.1% from the previous month, the biggest decline on record. The producer price index (PPI) gained 3.4% year-over-year, after a 3.1% increase in the prior twelve-month period. On a monthly basis, PPI increased 0.3% in comparison to 0.5% in May. There were continuing concerns in regard to the effects of U.S. imposed tariffs and additional levies on Chinese imports and possible increases to materials and services costs.

The Commerce Department said retail sales rose 0.5% in June and May was 0.8% was upwardly revised to 1.3%, being the largest gain since September 2017. Retail sales increased year-over-year by 6.6%. Core retail sales, which are sales that exclude cars, gas, building materials and food services came in at 0.8%. The previous months core retail sales was revised from 0.5% to 0.8%.

The Realtor.com®'s Market Hotness Index reported several popular metro areas in the U.S., based upon the criteria of time-on-the-market housing data and listings views per property during the month of June. The "hottest" real estate was found in Midland, Texas; Columbus, Ohio; Boston-Cambridge-Newton, Mass.; Fort Wayne, Ind.; and Boise City, Idaho. According to the National Association of Realtors, the median existing home price in June surpassed the previous month's all time high coming in at \$276,900. This price reflected a gain of 5.2% from twelve months before. Homes were sold on average in 26 days or less and total housing inventory increased 4.3% to 1.95 million existing homes available for sale, which was the first year-over-year gain since June 2015.

The Commerce Department reported that it upwardly revised its first-quarter gross domestic product (GDP) reading to 2.2% from 2.0%. The first estimate of second-quarter GDP increased to 4.1%, the highest percentage of growth since the third quarter of 2014. The rise in GDP was attributed to consumer and business spending increasing 4% and 7.3%, respectively. Government spending in the amount of 3.5% and higher exports, as farmers expedited shipments of soybeans to China ahead of anticipated retaliatory tariffs, also attributed to the gain in GDP.

Portfolio Commentary: Performance, Diversification, and Strategy

The Treasurer's portfolio yielded 2.14% in July with a weighted average maturity of 936 days. The year-to-date monthly investable base came in higher at \$3.59 billion, in comparison to \$2.98 billion a year ago. Portfolio diversification continues to be sound. U.S. government sponsored enterprises accounted for approximately 44% of the portfolio and Mortgage-backed securities were 39%. Certificates of Deposits represented 3% of assets and money market mutual funds were 11%. State Bond Issues, foreign bonds, municipals and U.S. Treasury Inflation-Protected Securities were in total less than 3% and comprised the balance of funds invested. In keeping with the State's statutory investment objectives, the portfolio strategy continues to seek safety, liquidity, and return on investment, in that order. Laddered bond maturities and a buy-and-hold strategy were utilized. Market observation for investment opportunities were considered in order to maximize income within investment parameters and with the assumption of continued rising interest rates.

Collateralization

All funds under the control of this office requiring collateralization were secured at rates ranging from 102% to 110%, depending on the type of investment.

Payments, Fees, and Commissions

All securities were purchased or sold on a net basis utilizing competitive bidding where practicable, with no additional fees or commissions known to the State Treasurer. Bank fees and mutual fund operating expenses are detailed in the attached pages, as is the earnings split between the Treasurer and the master custodian bank on securities lending income.

Total Funds Invested

Funds available for investment, at cost basis, include the State Treasurer's investments at \$3,963,240,838 and State Agency balances in OK Invest at \$2,066,749,825 for a total of \$6,029,990,663.

Best regards,



KEN MILLER
STATE TREASURER

cc: The Honorable Mary Fallin, Governor
The Honorable Mike Schulz, President Pro Tempore
The Honorable Charles McCall, Speaker of the House
The Honorable Mike Hunter, Attorney General
The Honorable Gary Jones, State Auditor and Inspector



OFFICE OF THE STATE TREASURER
Portfolio Composition
 July 31, 2018

General Revenue	Weighted Average Maturity	Weighted Average Yield - Cost	Cost Value	% of Portfolio	Market Value *
<u>US Treasury and US Agency Securities</u>					
US Treasury Bonds & Notes	802	2.70%	47,100,766	1.19%	47,094,549
US Agency - Fixed	394	1.79%	1,742,430,873	43.97%	1,733,929,514
US Mortgage Backed Securities	1,921	2.61%	1,536,126,831	38.76%	1,499,161,452
	1,105	2.18%	3,325,658,471	83.92%	3,280,185,516
Certificates of Deposit	62	1.92%	132,843,283	3.35%	132,843,283
Money Market Mutual Funds **	1	1.81%	429,736,138	10.84%	429,736,138
State of OK Bonds *** (Private Placement)	90	2.50%	40,000,000	1.01%	40,000,000
Municipal Bonds	366	4.64%	22,224,946	0.56%	21,778,926
Foreign Bonds	975	3.28%	12,778,000	0.32%	12,731,948
Link Deposit (not currently active)					
Total or Average	936	2.14%	3,963,240,838	100.00%	3,917,275,811

* Market Value: Northern Trust Company furnished the market value for the US Treasury, US Agency, Municipal and Foreign Bonds. Other investments including Certificate of Deposit, Money Market/Mutual Funds and State Bonds were valued at purchase price of 100%.

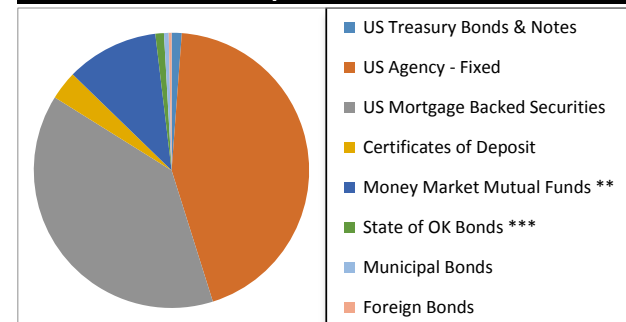
** Money Market Mutual Funds

JPMorgan / US Government Capital Class Fund 3164	127,174,466
Goldman Sachs / FS Government Institutional Fund 465	134,578,325
Invesco / Government & Agency Portfolio	136,556,667
Northern Trust Custody	31,426,680
	<u>429,736,138</u>

*** OIFA Refund Bonds

40,000,000
<u>40,000,000</u>

Portfolio Composition as of 7/31/2018

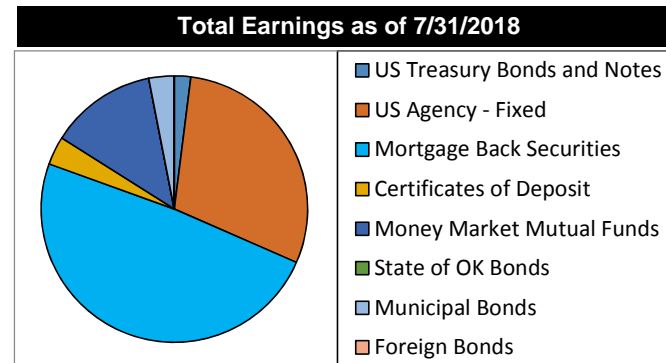




OFFICE OF THE STATE TREASURER Earnings by Asset Category

July 31, 2018

General Revenue	Weighted Average Yield - Cost	Interest Earned Net of Amortization/ Accretion	Realized Gain/Loss	Total Earnings
<u>US Treasury and US Agency Securities</u>				
US Treasury Bonds & Notes	2.70%	130,384	-	130,384
US Agency - Fixed	1.79%	1,954,190	-	1,954,190
US Mortgage Backed Securities	2.61%	3,234,188	-	3,234,188
	2.18%	5,318,762	-	5,318,762
<u>Certificates of Deposit</u>	1.92%	227,588	-	227,588
<u>Money Market Mutual Funds</u>	1.81%	855,594	-	855,594
<u>State of OK Bonds</u> <small>(Private Placement)</small>	2.50%	-	-	-
<u>Municipal Bonds</u>	4.64%	203,857	-	203,857
<u>Foreign Bonds</u>	3.28%	-	-	-
<u>Link Deposit (not currently active)</u>				
Total or Average	2.14%	6,605,801	-	6,605,801





OFFICE OF THE STATE TREASURER
Monthly Report - Investment Activity
 July 31, 2018

Description	CUSIP	Broker/ Dealer	Trade Date	Settlement Date	YTM @ Cost	Par	Principal	Price	Interest	Total
Buy										
FHLMC 1.625 9/29/2020	3137EAEJ4	Raymond James	07/26/2018	07/27/2018	2.716	25,000,000	24,428,125	97.713	133,160	24,561,285
FNMA 1.5 7/30/2020	3135G0T60	UMB Bank	07/26/2018	07/27/2018	2.691	25,000,000	24,421,750	97.687	184,375	24,606,125
T-Note 1.375 10/31/2020	912828L99	Country Club Bank	07/30/2018	07/31/2018	2.709	25,000,000	24,276,367	97.105	85,938	24,362,305
T-Note 1.75 11/15/2020	9128283G3	RBC	07/30/2018	07/31/2018	2.714	25,000,000	24,467,750	97.871	91,542	24,559,292
T-Note 2.625 8/15/2020	912828NT3	Country Club Bank	07/30/2018	07/31/2018	2.670	25,000,000	24,977,539	99.910	300,932	25,278,471
Buy Total						125,000,000	122,571,531		795,947	123,367,478
Sell										
Sell Total						-	-		-	-
Matured										
FHLMC 0.85 7/27/2018	3134G92H9	Wells Fargo	07/27/2018	07/27/2018	0.000	25,000,000	25,000,000			25,000,000
FNMA 1.125 7/20/2018	3135G0E33	Raymond James	07/20/2018	07/20/2018	0.000	25,000,000	25,000,000			25,000,000
T-Bond 1.375 7/15/2018	912828JE1	None	07/15/2018	07/15/2018	0.000	25,000,000	25,000,000			25,000,000
Matured Total						75,000,000	75,000,000			75,000,000
Called										
Called Total						0	0			0
Net Change in Investments						50,000,000	47,571,531		795,947	48,367,478



OFFICE OF THE STATE TREASURER
Monthly Report - Transactions by Security Type
 July 31, 2018

Description	CUSIP	Action	Settlement Date	Maturity Date	YTM @ Cost	Par	Principal	Price	Interest	Total
US Agency Bonds										
FHLMC 1.625 9/29/2020	3137EAEJ4	Buy	07/27/2018	09/29/2020	2.716	25,000,000	24,428,125	97.713	133,160	24,561,285
FNMA 1.5 7/30/2020	3135G0T60	Buy	07/27/2018	07/30/2020	2.691	25,000,000	24,421,750	97.687	184,375	24,606,125
Total Agency						<u>50,000,000</u>	<u>48,849,875</u>		<u>317,535</u>	<u>49,167,410</u>
US Agency - Mortgage Backed Securities										
Total Mortgage Backed Securities						<u>0</u>	<u>0</u>		<u>0</u>	<u>0</u>
US Treasury Bonds and Notes										
T-Note 1.375 10/31/2020	912828L99	Buy	07/31/2018	10/31/2020	2.709	25,000,000	24,276,367	97.105	85,938	24,362,305
T-Note 1.75 11/15/2020	9128283G3	Buy	07/31/2018	11/15/2020	2.714	25,000,000	24,467,750	97.871	91,542	24,559,292
T-Note 2.625 8/15/2020	912828NT3	Buy	07/31/2018	08/15/2020	2.670	25,000,000	24,977,539	99.910	300,932	25,278,471
Total - US Treasury Bonds and Notes						<u>75,000,000</u>	<u>73,721,656</u>		<u>478,412</u>	<u>74,200,068</u>
Foreign Bonds										
Total Foreign Bonds						<u>0</u>	<u>0</u>		<u>0</u>	<u>0</u>
Certificates of Deposits							68,145,000			
Total							<u>190,716,531</u>			



OFFICE OF THE STATE TREASURER
Monthly Report - Transactions by Broker
 July 31, 2018

Description	CUSIP	Action	Asset Category	Settlement Date	Maturity Date	YTM @ Cost	Par	Principal	Price	Interest	Total
Country Club Bank											
T-Note 1.375 10/31/2020	912828L99	Buy	US Treasury Bond	07/31/2018	10/31/2020	2.709	25,000,000	24,276,367	97.105	85,938	24,362,305
T-Note 2.625 8/15/2020	912828NT3	Buy	US Treasury Bond	07/31/2018	08/15/2020	2.670	25,000,000	24,977,539	99.910	300,932	25,278,471
							50,000,000	49,253,906		386,870	49,640,776
Raymond James											
FHLMC 1.625 9/29/2020	3137EAEJ4	Buy	US Agency Bonds	07/27/2018	09/29/2020	2.716	25,000,000	24,428,125	97.713	133,160	24,561,285
							25,000,000	24,428,125		133,160	24,561,285
RBC											
T-Note 1.75 11/15/2020	9128283G3	Buy	US Treasury Bond	07/31/2018	11/15/2020	2.714	25,000,000	24,467,750	97.871	91,542	24,559,292
							25,000,000	24,467,750		91,542	24,559,292
UMB Bank											
FNMA 1.5 7/30/2020	3135G0T60	Buy	US Agency Bonds	07/27/2018	07/30/2020	2.691	25,000,000	24,421,750	97.687	184,375	24,606,125
							25,000,000	24,421,750		184,375	24,606,125
Total Securities							125,000,000	122,571,531		795,947	123,367,478



OFFICE OF THE STATE TREASURER
Comparison of Actual Earnings to Estimated Earnings
 July 31, 2018

Fiscal Year to Date								
	Revenues Actual	Revenues Estimate	Variance	Percent	Investable Base Actual	Investable Base Estimate	Variance	Percent
US Treasury and Agency	9,079,651	4,146,138	4,933,513	118.99%	2,973,555,586	3,096,666,242	(123,110,656)	-3.98%
Certificates of Deposit	261,216	202,922	58,294	28.73%	129,106,362	124,755,000	4,351,362	3.49%
Money Market Mutual Funds	982,013	321,293	660,720	205.64%	417,647,535	403,571,268	14,076,267	3.49%
State of OK Bonds <small>(Private Placement)</small>	0	0	0		40,000,000	40,000,000	0	0.00%
Municipal Bonds	0	199,320	-199,320	-100.00%	21,599,751	20,452,897	1,146,854	5.61%
Foreign Bonds	0	0	0		12,418,551	11,956,752	461,799	3.86%
Total or Average	10,322,879	4,869,673	5,453,206	111.98%	3,594,327,785	3,697,402,158	(103,074,373)	-2.79%

In February 2018, the Treasurer estimated earnings to the Board of Equalization for Fiscal Year 2019. The amount estimated was \$61,000,000. Year-to-date actual earnings are recorded on a cash basis of accounting.



OFFICE OF THE STATE TREASURER
Comparison of Actual Earnings to Estimated Earnings
July 31, 2018

The following page presents market rates of return on the Securities portion of the General Account and the State's aggregated State Agency Accounts. These figures, which are dollar-weighted and time-weighted where appropriate, are calculated using the percentage change in market value (inclusive of accrued income) from the end of the prior month to the end of the reporting month.

To ensure the integrity of data, this information is provided by the Treasurer's custodian bank acting in its capacity as an external third party. As such, performance measurement is presently confined to those investments which are held with the custodian bank Northern Trust Company.

Benchmark data is also provided on the following page.



OFFICE OF THE STATE TREASURER
Performance Comparison*
July 31, 2018

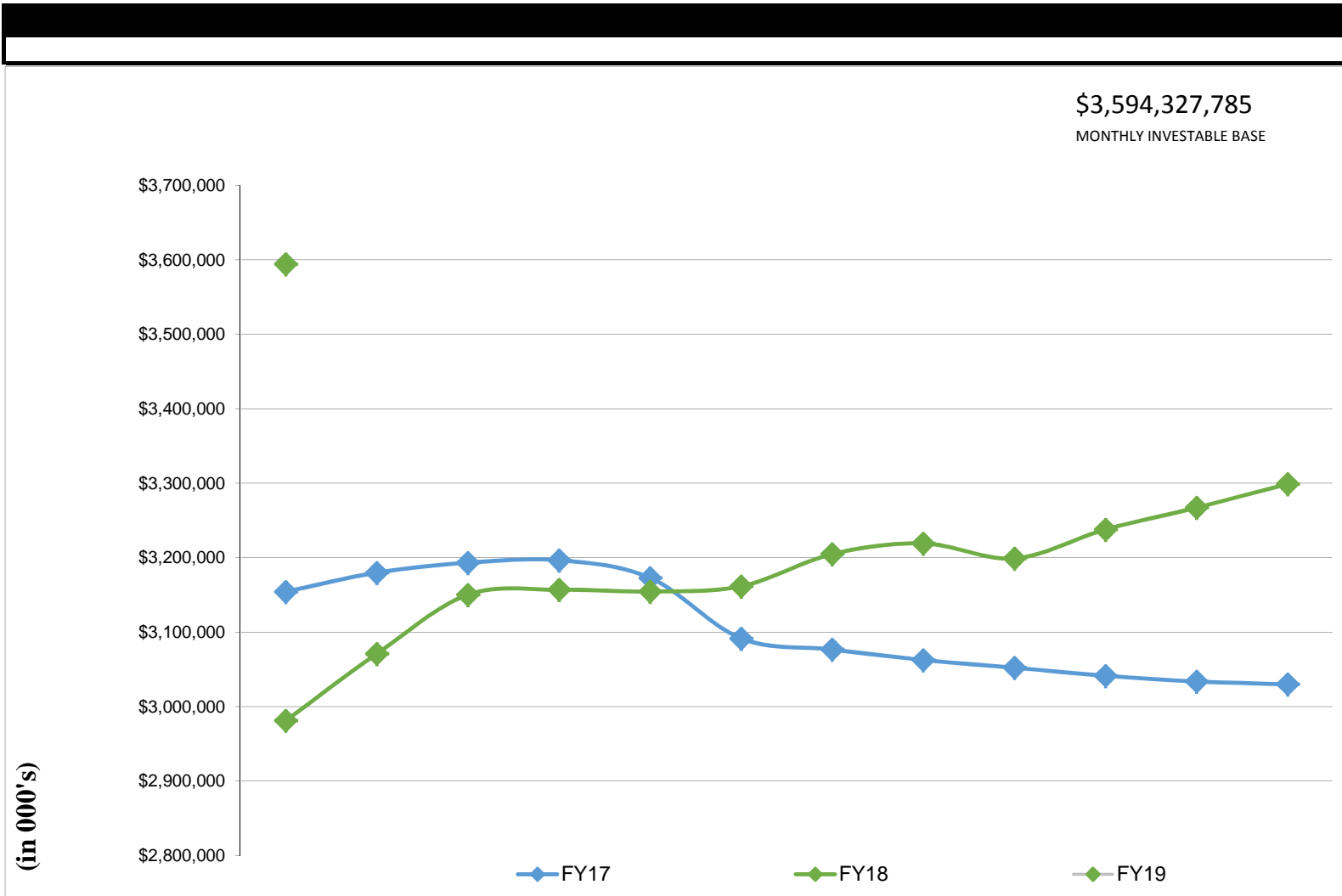
	Month **	Fiscal Year-to-Date **
Securities, General Revenue Account	0.04%	0.04%
Securities, Agency Directed	3.11%	3.11%
Benchmark Merrill Lynch 1 Year US Treasury Note Index	0.18%	0.18%

* Analysis by Northern Trust Company

** Represents dollar-weighted and time-weighted rates of return



OFFICE OF THE STATE TREASURER
Monthly Investable Base
July 31, 2018





OFFICE OF THE STATE TREASURER
Banking, Custody, and other Fees
 July 31, 2018

Depository Bank	Tax ID Number	City	State	Amount
Arvest Bank	71-0118700	Norman	Oklahoma	99.99
BancFirst	73-1332918	OKC	Oklahoma	4,628.39
Central National Bank	73-0177591	Alva	Oklahoma	47.18
Central National Bank	73-0783952	Enid	Oklahoma	35.85
Federal Reserve Bank	44-0545874	Kansas City	Kansas	777.55
First Bank & Trust	73-0498563	Clinton	Oklahoma	70.67
First Fidelity Bank, NA	73-1100200	OKC-Moore	Oklahoma	181.61
JP Morgan/Chase, Okla., NA	73-0777610	OKC	Oklahoma	28,024.34
Mabrey Bank	73-0183780	Bixby	Oklahoma	14.83
The Bank N.A.	73-0344910	McAlester	Oklahoma	6.10
Total				33,886.51

Bank service charges include actual amounts invoiced as of the report date. There has been no accrual made for de minimis bank service charges owed in active bank accounts.

MONEY MARKET MUTUAL FUNDS

The State Treasurer participates in the following money market mutual funds. The funds managers are compensated for certain operating expenses by deducting a fee from the gross interest earnings.

FUND MANAGER	TAX ID NUMBER	FEE (ANNUALIZED)	AMOUNT
Invesco	76-0574220	0.180%	26,657.09
JPMorgan Securities	23-2694160	0.180%	24,746.81
Goldman Sachs	06-1287410	0.110%	15,409.77
BOSC Inc	73-1275307	0.070%	9,806.22

Note: Pursuant to Oklahoma State Statute Title 62, Section 89.7, all know fees are to be reported. The money market mutual fund fees reported are shown at the contracted rate.

SECURITIES LENDING PROGRAM

The State Treasurer participates in a securities lending program with Northern Trust Company acting as lending agent. Northern Trust retains 15% of the revenues generated as compensation for services, their share for the month was \$933. Pursuant to Oklahoma State Statute Title 62 Section 90, the State Treasurer retains the first \$450,000 of security lending revenue in a revolving fund. These funds are used to pay custody and other banking fees. Any revenue not needed for this purpose is deposited to the General Fund.

NORTHERN TRUST CUSTODY FEES

Pursuant to a custodial contract with Northern Trust Company, custody fees are paid on a quarterly basis. Fees paid to Northern Trust Company for the first quarter was \$0.



Ken Miller

Oklahoma State Treasurer

Agency-Directed Investments

July 2018

Treasurer's Mission Statement

The mission of the Office of the State Treasurer is to serve the people of Oklahoma by providing sound banking and investment services, reuniting individuals and businesses with their unclaimed property, and promoting economic opportunities in a fiscally responsible and efficient manner while adhering to the highest professional and ethical standards.



OFFICE OF THE STATE TREASURER
Agency Directed Investments
 July 31, 2018

Fund Categories Allocation						
AGENCY	Fund / Agency	Security Type	Weighted Average Yield - Cost	Days to Maturity	Cost Value	Market Value
<u>Langston University</u>						
	1420A	Mutual Fund	N/A	N/A	686,747	1,882,529
	711-420	Mutual Fund	N/A	N/A	422,147	678,984
					1,108,894	2,561,513
Total					1,108,894	2,561,513



OFFICE OF THE STATE TREASURER
State Agency Directed by Broker
July 31, 2018

Broker	Tax ID Number	City	State	Purchases Cost Value	Sales Cost Value
<u>No Activity</u>					



OFFICE OF THE STATE TREASURER
State Agency Directed by Security Type
July 31, 2018

Broker	Tax ID Number	City	State	Purchases Cost Value	Sales Cost Value
<u>No Activity</u>					



OFFICE OF THE STATE TREASURER
OK Invest - Agency Directed Investments
 July 31, 2018

Account	Class Funding	Agency	Interest Rate	Days to Maturity	Book Value
2109002	8090B	OMES- Risk Mgmt Revolving Fund ASA	2.1025	1	52,949,279.39
2113100	79901	Department of Corrections	2.1025	1	20,910,762.17
2118506	8185F	Corporation Commission	2.1025	1	23,264,052.37
2137001	8370A	OIFA	2.1025	1	28,643,897.17
2139101	8391A	Multiple Injury Trust Fund	2.1025	1	5,309,261.78
2141001	8410A	Commissioners of the Land Office	2.1025	1	804,762.17
2141001	8410A	Commissioners of the Land Office	2.1025	1	1,270,177.35
2141001	8410A	Commissioners of the Land Office	2.1025	1	7,351,864.48
2141001	8410A	Commissioners of the Land Office	2.1025	1	82,566,938.46
2142001	8420A	Langston University	2.1025	1	(2,794,329.13)
2143500	79901	Oklahoma Lottery Commission	2.1025	1	3,792,995.99
2143501	8435A	Oklahoma Lottery Commission	2.1025	1	2,469,034.11
2147704	8477D	Oklahoma Bureau of Narcotics	2.1025	1	3,350,849.33
2151500	79901	OPERS	2.1025	1	1,961,273.81
2151501	8515A	OPERS	2.1025	1	440,776.55
2151502	8515B	OPERS	2.1025	1	1,330,554.78
2151503	8515C	OPERS	2.1025	1	119,665.29
2151504	8515D	OPERS	2.1025	1	1,707,433.54
2151505	8515E	OPERS	2.1025	1	19,733.03
2151506	8515F	OPERS	2.1025	1	277,493.12
2151507	8515G	OPERS	2.1025	1	547,687.36
2151508	8515H	OPERS	2.1025	1	80,666.90
2153001	8530A	Panhandle State University	2.1025	1	2,485,151.44
2155701	8557A	OK Police Pension	2.1025	1	22,323,511.14
2169502	8695B	Tax Commission	2.1025	1	188,826,113.79
2169520	8695T	Tax Commission	2.1025	1	1,082,800.19
2169521	8695U	Tax Commission	2.1025	1	17,905,415.19
2174007	8740G	State Treasurer	2.1025	1	124,236.11
2174007	8740G	Corporation Commission	2.1025	1	75,435,739.52
2183006	8830F	DHS - CSED	2.1025	1	15,234,465.36
7200039	20000	Oklahoma Boll Weevil Eradication	2.1025	1	2,231,188.32
7200320	20000	Department of Wildlife	2.1025	1	1,564,411.74
7200359	20000	OERB	2.1025	1	10,705,630.96
7200370	20000	OIFA	2.1025	1	10,604,058.99
7200391	20000	Multiple Injury Trust Fund	2.1025	1	92,880.22
7200410	20000	Commissioners of the Land Office	2.1025	1	1,879,582.81
7200435	20000	Oklahoma Lottery Commission	2.1025	1	7,439,169.73
7200515	20000	OPERS	2.1025	1	355,137.89
7200557	20000	Oklahoma Police Pension	2.1025	1	68.62
7200588	20000	Real Estate Commission	2.1025	1	497,541.81
7200830	20000	Department of Human Services	2.1025	1	50,499.53
7201825	20100	University Hospitals Authority	2.1025	1	3,147,814.49

Note: Rate is net of 1.25 bps management fee



OFFICE OF THE STATE TREASURER
OK Invest - Agency Directed Investments
 July 31, 2018

Account	Class Funding	Agency	Interest Rate	Days to Maturity	Book Value
7205090	20500	OMES Risk Management Division/DSC	2.1025	1	53,533,379.09
7205204	20500	JM Davis Arms & Historical Museum	2.1025	1	3,288.02
7205320	20500	Department of Wildlife	2.1025	1	615,705.40
7205359	20500	Sustaining OK Energy Resources	2.1025	1	4,082,730.47
7205435	20500	Oklahoma Lottery Commission	2.1025	1	168,697.70
7205515	20500	OPERS	2.1025	1	76,215.59
7205563	20500	OK Bd for Private Vocational Schools	2.1025	1	281,769.63
7205630	20500	Oklahoma Department of Securities	2.1025	1	400,997.62
7205807	20500	Oklahoma Health Care Authority	2.1025	1	1,464,424.37
7210270	21000	State Election Board	2.1025	1	5,000,773.84
7210320	21000	Department of Wildlife	2.1025	1	1,148,395.05
7210350	21000	Oklahoma Historical Society	2.1025	1	27.48
7210400	21000	Office of Juvenile Affairs	2.1025	1	56,379.35
7210410	21000	Commissioners of the Land Office	2.1025	1	13,038,382.90
7210515	21000	OPERS	2.1025	1	24,569.02
7210570	21000	State Board of Licensure for Professional Eng	2.1025	1	1,006,769.33
7210588	21000	Real Estate Commission	2.1025	1	355,078.12
7215270	21500	State of Oklahoma Election Board - HAVA	2.1025	1	5,196,017.00
7215320	21500	Department of Wildlife	2.1025	1	3,047,969.19
7215566	21500	Tourism & Recreation Department	2.1025	1	7,596,597.36
7215585	21500	Department of Public Safety	2.1025	1	991,687.82
7215670	21500	JD McCarty Center	2.1025	1	365,243.45
7216805	21600	Department of Rehabilitation Services	2.1025	1	572,147.11
7220090	22000	OSF Building Project Fund	2.1025	1	0.42
7220320	22000	Dept of Wildlife Conservation	2.1025	1	4,399,877.11
7220585	22000	Department of Public Safety	2.1025	1	3,753,925.26
7220830	22000	Department of Human Services	2.1025	1	0.08
7225040	22500	Department of Agriculture	2.1025	1	659,299.98
7225830	22500	Department of Human Services	2.1025	1	407,063.98
7230220	23000	Oklahoma Crime Victims Compensation	2.1025	1	2,267,788.25
7230345	23000	Department of Transportation	2.1025	1	2,048,944.86
7230566	23000	Tourism & Recreation Department	2.1025	1	3,276,412.77
7230695	23000	Tax Commission	2.1025	1	62,840.28
7230807	23000	Health Care Authority	2.1025	1	123,948.99
7235605	23500	Regents for Higher Education	2.1025	1	6,612,239.68
7240807	24000	Health Care Authority	2.1025	1	12,033,554.06
7244090	24400	OMES Dept of Central Services	2.1025	1	885,504.15
7245807	24500	Health Care Authority	2.1025	1	11,392,929.04
7255090	25500	Department of Central Services	2.1025	1	1,035,215.39
7255585	25500	Oklahoma Dept of Public Safety	2.1025	1	10,678.24
7260090	26000	OMES Risk Management Division	2.1025	1	4,992,496.36
7265090	26500	OMES- Risk Mgmt	2.1025	1	560,335.21

Note: Rate is net of 1.25 bps management fee



OFFICE OF THE STATE TREASURER
OK Invest - Agency Directed Investments
 July 31, 2018

Account	Class Funding	Agency	Interest Rate	Days to Maturity	Book Value
7270740	27000	Emergency & Transportation	2.1025	1	2,964,331.77
7275740	27500	OST - SEED	2.1025	1	41,285.43
7280090	28000	OMES DCS Property Distribution	2.1025	1	1,308,159.99
7280345	28000	Department of Transportation	2.1025	1	1,326,741.93
7285345	28500	Department of Transportation	2.1025	1	110,376,953.20
7296150	29600	University of Science & Arts	2.1025	1	39.03
7303000	30300	Tobacco Litigation Escrow Fund	2.1025	1	28,306.79
7360566	36000	Tourism & Recreation Department	2.1025	1	5,948,127.82
7405220	40500	District Attorneys Council	2.1025	1	3,064,937.67
7408105	40800	OCIA	2.1025	1	527,832.70
7412105	41200	OCIA	2.1025	1	541.20
7416000	41600	OSF - Oil Overcharge	2.1025	1	275,082.51
7416160	41600	Department of Commerce	2.1025	1	2,714,565.37
7419105	41900	OCIA	2.1025	1	813,741.33
7426000	42600	OSF - Oil Overcharge	2.1025	1	2,298,454.87
7426160	42600	Department of Commerce	2.1025	1	11,615,248.34
7428105	42800	OCIA Endowed Chairs Fund	2.1025	1	854,431.61
7429105	42900	OCIA	2.1025	1	748.58
7430010	43000	Oklahoma State University	2.1025	1	1,640,323.13
7430011	43000	Oklahoma State University	2.1025	1	1,345,675.02
7430012	43000	Oklahoma State University	2.1025	1	219,067.91
7430013	43000	Oklahoma State University	2.1025	1	2,385,738.82
7430014	43000	Oklahoma State University	2.1025	1	2,751,944.65
7430015	43000	Oklahoma State University	2.1025	1	719,237.93
7430016	43000	Oklahoma State University	2.1025	1	159,358.58
7430420	43000	Langston University	2.1025	1	149,476.09
7430461	43000	Rogers State College	2.1025	1	917,597.23
7430505	43000	Northwestern Oklahoma State University	2.1025	1	318,096.43
7430665	43000	Southwestern Oklahoma State University	2.1025	1	2,326,559.91
7430760	43000	University of Oklahoma	2.1025	1	13,047,276.82
7430770	43000	OUHSC	2.1025	1	50,680,095.14
7430773	43000	Oklahoma State University	2.1025	1	3,067,806.14
7432105	43200	OCIA 2009A Construction Fund	2.1025	1	0.26
7434105	43400	OCIA	2.1025	1	79,833.72
7436000	43600	OSF - Oil Overcharge	2.1025	1	2,520.89
7440105	44000	OCIA Operations & Maintenance	2.1025	1	3,858.13
7442105	44200	OCIA	2.1025	1	254.39
7443105	44300	OCIA	2.1025	1	302,632.52
7444835	44400	Water Resources Board	2.1025	1	6,855,412.68
7445105	44500	OCIA - 2017B Capitol Repair 2 Revenue	2.1025	1	182.45
7445835	44500	Water Resources Board	2.1025	1	4,109,171.33
7446105	44600	2017B Capitol Repair 2 Construction	2.1025	1	39,279,147.30

Note: Rate is net of 1.25 bps management fee



OFFICE OF THE STATE TREASURER
OK Invest - Agency Directed Investments
 July 31, 2018

Account	Class Funding	Agency	Interest Rate	Days to Maturity	Book Value
7447105	44700	2017A Revenue Fund	2.1025	1	18,449.32
7448105	44800	OCIA	2.1025	1	314,888.51
7449105	44900	OCIA	2.1025	1	3,976.97
7455105	45500	OCIA	2.1025	1	80.49
7455160	45500	Department of Commerce	2.1025	1	428,672.16
7460100	46000	Cameron University	2.1025	1	1,102,082.00
7460760	46000	University of Oklahoma	2.1025	1	159,238.38
7462105	46200	OCIA	2.1025	1	417.83
7464105	46400	OCIA	2.1025	1	24,072,580.64
7470010	47000	Oklahoma State University Capital Bond Proj	2.1025	1	11,413,034.47
7470014	47000	Oklahoma State University Capital Bond Proj	2.1025	1	3,995,237.42
7470230	47000	East Central University	2.1025	1	0.11
7471835	47100	Water Resources Board	2.1025	1	648,212.53
7472835	47200	Water Resources Board	2.1025	1	40,387,966.19
7473835	47300	Water Resources Board	2.1025	1	38,792,218.17
7475750	47500	Tulsa Community College	2.1025	1	5,655.75
7475770	47500	OUHSC	2.1025	1	0.37
7476760	47600	University of Oklahoma	2.1025	1	32,771,727.27
7479010	47900	Oklahoma State University Capital Bond Proj	2.1025	1	14,524,056.11
7480230	48000	East Central University	2.1025	1	0.68
7481230	48100	East Central University	2.1025	1	0.04
7481633	48100	Oklahoma City Community College	2.1025	1	0.03
7482105	48200	OCIA	2.1025	1	1,060.87
7483633	48300	OCCC 2010 Bond	2.1025	1	0.06
7486010	48600	OKLAHOMA STATE UNIVERSITY	2.1025	1	9,689.98
7488105	48800	OCIA	2.1025	1	708,353.87
7489105	48900	OCIA	2.1025	1	299.88
7600010	60000	Oklahoma State University	2.1025	1	4,360,278.58
7600120	60000	University of Central Oklahoma	2.1025	1	4,355,100.79
7600150	60000	University of Science & Arts	2.1025	1	640,816.16
7600230	60000	East Central University	2.1025	1	1,211,032.78
7600420	60000	Langston University	2.1025	1	1,328,466.69
7600485	60000	Northeastern State University	2.1025	1	2,203,956.44
7600490	60000	Northern Oklahoma College	2.1025	1	768,215.45
7600505	60000	Northwestern Oklahoma State University	2.1025	1	1,763,621.03
7600530	60000	Panhandle State University	2.1025	1	78,114.83
7600660	60000	Southeastern Oklahoma State University	2.1025	1	158,801.69
7600665	60000	Southwestern Oklahoma State University	2.1025	1	2,284,194.12
7600760	60000	University of Oklahoma	2.1025	1	2,356,523.25
7650010	65000	Oklahoma State University	2.1025	1	6,124,439.44
7650120	65000	University of Central Oklahoma	2.1025	1	811,356.60
7650150	65000	University of Science & Arts	2.1025	1	38,491.98

Note: Rate is net of 1.25 bps management fee



OFFICE OF THE STATE TREASURER
OK Invest - Agency Directed Investments
 July 31, 2018

Account	Class Funding	Agency	Interest Rate	Days to Maturity	Book Value
7650230	65000	East Central University	2.1025	1	2,270,236.73
7650420	65000	Langston University	2.1025	1	1,741,081.89
7650485	65000	Northeastern State University	2.1025	1	685,625.81
7650490	65000	Northern Oklahoma College	2.1025	1	3,897,018.94
7650505	65000	Northwestern Oklahoma State University	2.1025	1	755,947.69
7650530	65000	Panhandle State University	2.1025	1	252,822.37
7650660	65000	Southeastern Oklahoma State University	2.1025	1	104,140.75
7650665	65000	Southwestern Oklahoma State University	2.1025	1	1,107,420.36
7650760	65000	University of Oklahoma	2.1025	1	1,617,091.56
7700040	70000	Department of Agriculture	2.1025	1	10,479,093.33
7700041	70000	Western Oklahoma State College	2.1025	1	1,105,370.35
7700240	70000	Eastern Oklahoma State College	2.1025	1	343,217.86
7700461	70000	Rogers State College	2.1025	1	4,756,114.06
7700490	70000	Northern Oklahoma College	2.1025	1	2,190,701.06
7700606	70000	Ardmore Higher Education Center	2.1025	1	274,032.62
7700633	70000	Oklahoma City Community College	2.1025	1	6,515,379.71
7700660	70000	Southeastern Oklahoma State University	2.1025	1	3,160,318.03
7700760	70000	University of Oklahoma	2.1025	1	46,176,339.92
7700830	70000	Department of Human Services	2.1025	1	2,045,810.63
7701010	70100	Oklahoma State University	2.1025	1	12,177,173.61
7701091	70100	GO Bonds of 1992 - Admin Fund	2.1025	1	2.87
7701150	70100	University of Science & Arts	2.1025	1	2,543,684.88
7701165	70100	Connors State College	2.1025	1	119,516.79
7701400	70100	Office of Juvenile Affairs	2.1025	1	244,990.00
7701480	70100	Northeastern Oklahoma A&M College	2.1025	1	1,072,173.36
7701605	70100	Regents for Higher Education	2.1025	1	36,365,774.10
7701650	70100	Department of Veteran Affairs	2.1025	1	286,207.33
7701770	70100	OUHSC	2.1025	1	388,885,826.86
7701805	70100	Department of Rehabilitation Services	2.1025	1	177,574.45
7701865	70100	OK Workers' Comp Commission	2.1025	1	7,090,789.27
7702120	70200	University of Central Oklahoma	2.1025	1	27,790,267.22
7702650	70200	Department of Veteran Affairs	2.1025	1	259,626.68
7703650	70300	Department of Veteran Affairs	2.1025	1	421,209.86
7704650	70400	Department of Veteran Affairs	2.1025	1	502,425.58
7704865	70400	OK Workers' Comp Commission	2.1025	1	56,509.95
7705505	70500	Northwestern Oklahoma State University	2.1025	1	1,214,366.60
7705650	70500	Department of Veteran Affairs	2.1025	1	176,064.52
7705675	70500	Self Insurance Guaranty Fund	2.1025	1	1,529,038.91
7705865	70500	OK Workers' Comp Commission	2.1025	1	13,293.52
7706452	70600	Community Mental Health Center Rep Payee	2.1025	1	1,036.37
7706650	70600	Department of Veteran Affairs	2.1025	1	91,820.77
7706750	70600	Tulsa Community College	2.1025	1	455,648.87

Note: Rate is net of 1.25 bps management fee



OFFICE OF THE STATE TREASURER
OK Invest - Agency Directed Investments
 July 31, 2018

Account	Class Funding	Agency	Interest Rate	Days to Maturity	Book Value
7706865	70600	OK Workers' Comp Commission	2.1025	1	322,831.22
7707452	70700	Central Oklahoma CMHC Rep Payee Account	2.1025	1	74,278.70
7707605	70700	Regents for Higher Education	2.1025	1	4,101,403.21
7707650	70700	Department of Veteran Affairs	2.1025	1	257,024.23
7707865	70700	OK Workers' Comp Commission	2.1025	1	70,790.81
7708108	70800	Carl Albert State College	2.1025	1	5,135,011.01
7708605	70800	Regents for Higher Education	2.1025	1	57,279.11
7709605	70900	Regents for Higher Education	2.1025	1	2,511,297.03
7710350	71000	Oklahoma Historical Society	2.1025	1	1,217,559.56
7710452	71000	Oklahoma Department of Mental Health	2.1025	1	916,679.18
7710605	71000	Regents for Higher Education	2.1025	1	1,972,793.82
7711420	71100	Langston University	2.1025	1	16,790,710.79
7711452	71100	Griffin Memorial Hospital Rep Payee	2.1025	1	40,305.08
7711605	71100	Regents for Higher Education	2.1025	1	826,701.20
7712605	71200	Regents for Higher Education	2.1025	1	152,180.57
7713605	71300	Regents for Higher Education	2.1025	1	796,459.36
7714605	71400	Regents for Higher Education	2.1025	1	10,418,715.46
7715605	71500	Regents for Higher Education	2.1025	1	462,734.81
7718605	71800	Regents for Higher Education	2.1025	1	6,214,648.82
7719605	71900	Regents for Higher Education	2.1025	1	34,691.03
7723623	72300	Seminole State College	2.1025	1	373,287.24
7725100	72500	Cameron University	2.1025	1	3,734,973.57
7730230	73000	East Central University	2.1025	1	9,073,066.43
7730830	73000	Department of Human Services	2.1025	1	190,344.46
7740605	74000	Regents for Higher Education	2.1025	1	15,187,068.68
7741241	74100	Redlands Community College	2.1025	1	799,011.74
7745605	74500	Regents for Higher Education	2.1025	1	1,392,309.24
7747470	74700	Murray State College	2.1025	1	2,657,770.29
7750350	75000	Oklahoma Historical Society	2.1025	1	1,058,664.91
7750531	75000	Rose State College	2.1025	1	12,511,325.68
7751485	75100	Northeastern State University	2.1025	1	15,242,971.43
7752485	75200	Northeastern State University	2.1025	1	2,469,407.50
7765665	76500	Southwestern Oklahoma State University	2.1025	1	6,925,847.78
7790041	79000	Western Oklahoma State College	2.1025	1	75,127.65
7790120	79000	University of Central Oklahoma	2.1025	1	1,728,528.57
7790230	79000	East Central University	2.1025	1	356,824.26
7790241	79000	Redlands Community College	2.1025	1	108,093.26
7790470	79000	Murray State College	2.1025	1	11,040.82
7790485	79000	Northeastern State University	2.1025	1	1,142,769.00
7790490	79000	Northern Oklahoma College	2.1025	1	625,202.51
7790660	79000	Southeastern Oklahoma State University	2.1025	1	178,065.35
7790665	79000	Southwestern Oklahoma State University	2.1025	1	250,243.41

Note: Rate is net of 1.25 bps management fee



OFFICE OF THE STATE TREASURER
OK Invest - Agency Directed Investments
 July 31, 2018

Account	Class Funding	Agency	Interest Rate	Days to Maturity	Book Value
7805370	80500	OIFA	2.1025	1	14,656.54
7823740	82300	OCIA 2008B Reserve Fund	2.1025	1	641.76
7845740	84500	OCIA 2008A Sinking Fund	2.1025	1	15,235,256.11
7846740	84600	OCIA 2008B Sinking Fund	2.1025	1	8,360,922.78
7847740	84700	OSF Building Project Fund	2.1025	1	3,611,807.70
7848740	84800	OSF Building Project Fund	2.1025	1	26,843.16
7849740	84900	OCIA 2009A Sinking Fund	2.1025	1	1,993,088.03
7850740	85000	OCIA	2.1025	1	10,550,517.09
7851740	85100	OCIA	2.1025	1	3,023,731.85
7852740	85200	Oklahoma 2010A GO Sinking Fund	2.1025	1	21,974,583.28
7853740	85300	Oklahoma 2010b GO Sinking Fund	2.1025	1	15,386.24
7854740	85400	OCIA Endowed Chair Fund 2010	2.1025	1	8,885,296.01
7855740	85500	OCIA 201A Higher Ed Projects Refunding	2.1025	1	33,545,844.01
7857740	85700	OCIA 2010A Highway Capital Improvements	2.1025	1	14,308,006.29
7858740	85800	OCIA 2010b Highway Capital Improvements	2.1025	1	3,295,721.50
7860740	86000	OCIA 2012 State Highway	2.1025	1	3,640,050.70
7862740	86200	OCIA 2013	2.1025	1	2,522,625.22
7864740	86400	OK Bldg Bonds refunding 2013	2.1025	1	7,261,543.09
7910467	91000	OSF Escrow Fund	2.1025	1	172,008.70
7920605	92000	Regents for Higher Education	2.1025	1	4,619,815.20
					2,066,749,824.51

Note: Rate is net of 1.25 bps management fee