



Ken Miller

Oklahoma State Treasurer

Treasurer's Investments

August 2018

Treasurer's Mission Statement

The mission of the Office of the State Treasurer is to serve the people of Oklahoma by providing sound banking and investment services, reuniting individuals and businesses with their unclaimed property, and promoting economic opportunities in a fiscally responsible and efficient manner while adhering to the highest professional and ethical standards.



OKLAHOMA STATE TREASURER

October 15, 2018

To the People of Oklahoma:

I am pleased to issue the August monthly investment performance report for the Office of the State Treasurer. I trust you will find it thorough and in keeping with my commitment to provide full and complete disclosure of all activities within my office. As always, my staff and I are available to answer any questions you might have.

Market Conditions

The treasury curve yields declined slightly at the end of August compared to the previous month. The curve flattened between the two-year and ten-year treasuries with the spread being only 0.23%. The two-year treasury ended the month at 2.63%, the ten-year was at 2.86% and the thirty year was 3.02%. On August 23 the treasury yield curve was the flattest since late October 2005.

U.S. stocks surpassed their longest running rally and Bloomberg said “the S&P never swinging more than 0.8 percent on any given day, it was by some measure the calmest August since 1967”. The S&P and the Nasdaq Composite came in with all-time highs surpassing 2,900 and 8,000, respectively. The S&P ended the month at 2,901, the Nasdaq was at 8,109 and the Dow finished at 25,964. On an annual basis the S&P earned 8.5%, the Dow returned 5% and the Nasdaq was up by 17.5%.

The Federal Open Market Committee (FOMC) voted unanimously to keep the target range for its benchmark policy rate at 1.75% to 2%. The FOMC said “further gradual increases in the target range for the federal funds rate will be consistent with sustained expansion of economic activity, strong labor market conditions, and inflation near the committee’s symmetric 2 percent objective”. At the annual Kansas City Federal Reserve’s policy symposium, Chairman Powell said the U.S. economy has “strengthened substantially,” and there were good reasons to expect strong performance will continue.

Economic Developments

The Labor Department reported the July non-farm payrolls were 157,000 coming in below expectations. The bright side was that the previous two months of job numbers were upwardly revised in total by 59,000 which brought the three-month average job gain to 224,000. The employment rate declined by 0.1% to 3.9%. Wage growth met expectations rising by 0.3% month-over-month and remained static year-over-year at 2.7%. The underemployment rate dropped from 7.8% to 7.5%.

The headline consumer price index (CPI) increased by 0.2% in July and core CPI, which excludes food and energy, also rose by 0.2%. The price gains were attributed to an increase in fuel oil and in the cost of used automobiles, both growing by more than 1%. Commodities and medical care declined 1.1%. The annual headline and core CPI rose by 2.9% and 2.4%, respectively. For the first time in seven months, the headline producer price index for final demand was unchanged for July. The core PPI increased by 0.1%, with both headline and core not meeting expectations. Annually, headline PPI came in at 3.3% and core PPI was as 2.7%.

Core retail sales beat expectations and gained 0.5% for the month of July and increased 6.4% from a year ago. The month of June was downwardly revised from a 0.5% increase in sales to 0.2%. Automobile sales increased 0.2% for the month and clothing stores, online and mail-order retail sales rose 1.3% and 0.8%, respectively.

Restaurants and bars sales were positive at 1.3%. There were several industries which experienced declining sales receipts such as furniture stores dropping 0.5% and hobby, musical instrument and book stores decreasing 1.7%.

Rising home prices and low inventory levels continued to effect the residential housing market, according to the National Association of Realtors. There were 5.41 million existing homes sold annually in the second quarter, reflecting a decline from 5.51 million the previous quarter. The average second quarter housing supply was 4.1 months and the price of the national median existing single-family home was \$269,000.

The second estimate for the second quarter of the gross domestic product was 4.2%, reflecting strength in the U.S. economy. The estimate surpassed expectations and was 0.1% higher than previously reported. The robust growth was attributed to one-offs such as an increase in consumer spending due to the \$1.5 trillion tax cut package and the expedited shipments of soybeans to China ahead of anticipated retaliatory tariffs taking effect in July.

Portfolio Commentary: Performance, Diversification, and Strategy

The Treasurer's portfolio yielded 2.20% in August with a weighted average maturity of 919 days. The year-to-date monthly investable base came in higher at \$3.58 billion, in comparison to \$3.07 billion a year ago. Portfolio diversification continues to be sound. U.S. government sponsored enterprises accounted for approximately 43% of the portfolio and Mortgage-backed securities were 39%. Certificates of Deposits represented 4% of assets and money market mutual funds were 10%. State Bond Issues, foreign bonds, municipals and U.S. treasuries totaled 4% and comprised the balance of funds invested. In keeping with the State's statutory investment objectives, the portfolio strategy continues to seek safety, liquidity, and return on investment, in that order. Laddered bond maturities and a buy-and-hold strategy were utilized. Market observation for investment opportunities were considered in order to maximize income within investment parameters and with the assumption of continued rising interest rates.

Collateralization

All funds under the control of this office requiring collateralization were secured at rates ranging from 102% to 110%, depending on the type of investment.

Payments, Fees, and Commissions

All securities were purchased or sold on a net basis utilizing competitive bidding where practicable, with no additional fees or commissions known to the State Treasurer. Bank fees and mutual fund operating expenses are detailed in the attached pages, as is the earnings split between the Treasurer and the master custodian bank on securities lending income.

Total Funds Invested

Funds available for investment, at cost basis, include the State Treasurer's investments at \$3,760,686,046 and State Agency balances in OK Invest at \$1,944,484,521 for a total of \$5,705,170,567.

Best regards,



KEN MILLER
STATE TREASURER

cc: The Honorable Mary Fallin, Governor
The Honorable Mike Schulz, President Pro Tempore
The Honorable Charles McCall, Speaker of the House
The Honorable Mike Hunter, Attorney General
The Honorable Gary Jones, State Auditor and Inspector



OFFICE OF THE STATE TREASURER
Portfolio Composition
 August 31, 2018

General Revenue	Weighted Average Maturity	Weighted Average Yield - Cost	Cost Value	% of Portfolio	Market Value *
<u>US Treasury and US Agency Securities</u>					
US Treasury Bonds & Notes	763	2.68%	112,529,659	2.99%	112,706,217
US Agency - Fixed	379	1.82%	1,622,979,573	43.16%	1,615,905,224
US Mortgage Backed Securities	1,867	2.63%	1,455,679,707	38.71%	1,421,372,757
	<u>1,071</u>	<u>2.22%</u>	<u>3,191,188,939</u>	<u>84.86%</u>	<u>3,149,984,198</u>
Certificates of Deposit	61	1.99%	137,347,295	3.65%	137,347,295
Money Market Mutual Funds **	1	1.82%	359,559,320	9.56%	359,559,320
State of OK Bonds *** (Private Placement)	90	2.50%	30,000,000	0.80%	30,000,000
Municipal Bonds	335	4.64%	22,868,492	0.61%	22,366,709
Foreign Bonds	985	3.42%	19,722,000	0.52%	19,687,592
Link Deposit (not currently active)					
Total or Average	919	2.20%	3,760,686,046	100.00%	3,718,945,114

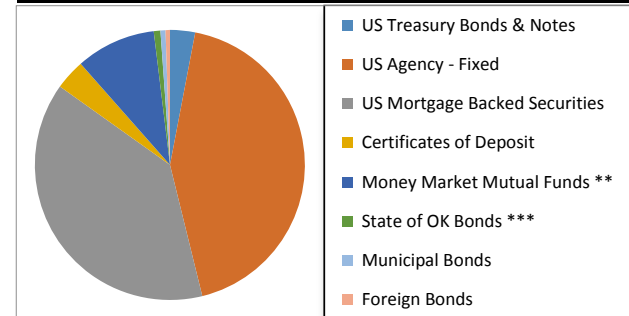
* Market Value: Northern Trust Company furnished the market value for the US Treasury, US Agency, Municipal and Foreign Bonds. Other investments including Certificate of Deposit, Money Market/Mutual Funds and State Bonds were valued at purchase price of 100%.

**** MONEY MARKET / MUTUAL FUNDS**

JPMorgan / US Government Capital Class Fund 3164	111,526,500
Goldman Sachs / FS Government Institutional Fund 465	120,482,138
Invesco / Government & Agency Portfolio	127,530,136
Northern Trust Custody	20,546
	<u>359,559,320</u>

*** OIFA Refund Bonds	40,000,000
	<u>40,000,000</u>

Portfolio Composition as of 8/31/2018



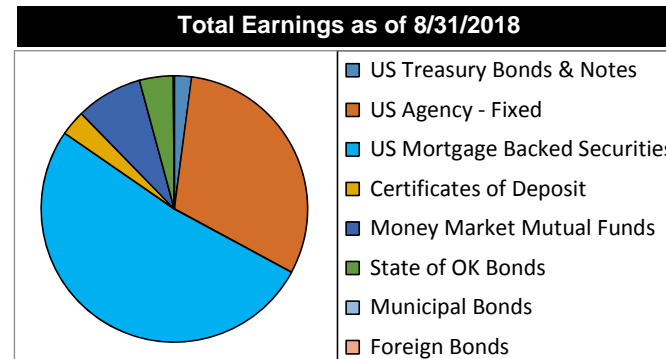


OFFICE OF THE STATE TREASURER

Earnings by Asset Category

August 31, 2018

General Revenue	Weighted Average Yield - Cost	Interest Earned Net of Amortization/ Accretion	Realized Gain/Loss	Total Earnings
<u>US Treasury and US Agency Securities</u>				
US Treasury Bonds & Notes	2.68%	126,790	-	126,790
US Agency - Fixed	1.82%	1,875,646	-	1,875,646
US Mortgage Backed Securities	2.63%	3,150,093	-	3,150,093
	2.22%	5,152,529	-	5,152,529
<u>Certificates of Deposit</u>	1.99%	186,944	-	186,944
<u>Money Market Mutual Funds</u>	1.82%	491,772	-	491,772
<u>State of OK Bonds (Private Placement)</u>	2.50%	250,000	-	250,000
<u>Municipal Bonds</u>	4.64%	(8,174)	-	(8,174)
<u>Foreign Bonds</u>	3.42%	-	-	-
<u>Link Deposit (not currently active)</u>				
Total or Average	2.20%	6,073,071	-	6,073,071





OFFICE OF THE STATE TREASURER
Monthly Report - Investment Activity
 August 31, 2018

Description	CUSIP	Broker/ Dealer	Trade Date	Settlement Date	YTM @ Cost	Par	Principal	Price	Interest	Total
Buy										
FHLMC 1.875 11/17/2020	3137EAEK1	Country Club Bank	08/03/2018	08/06/2018	2.715	25,000,000	24,538,392	98.154	102,865	24,641,256
GNMA MBS 5 12/20/2045	3622A3A91	Raymond James	08/28/2018	08/29/2018	3.620	35,000,000	37,324,219	106.641	136,111	37,460,330
GNMA MBS 5 2/15/2048	3617BVMQ7	Wells Fargo	08/28/2018	08/29/2018	3.652	13,931,183	14,642,979	105.109	54,177	14,697,156
Israel State 3.71 8/1/2021	46513YBQ0	Israel State	08/15/2018	08/15/2018	3.710	10,000,000	10,000,000	100.000	0	10,000,000
T-Note 1.375 10/31/2020	912828L99	Wells Fargo	08/09/2018	08/10/2018	2.686	25,000,000	24,296,875	97.188	95,279	24,392,154
T-Note 1.375 8/31/2020	912828L32	UMB Bank	08/09/2018	08/10/2018	2.667	25,000,000	24,357,422	97.430	152,259	24,509,681
T-Note 1.375 8/31/2020	912828L32	Country Club Bank	08/03/2018	08/06/2018	2.664	25,000,000	24,355,469	97.422	148,522	24,503,991
T-Note 1.625 10/15/2020	912828Z22	Wells Fargo	08/03/2018	08/06/2018	2.679	25,000,000	24,442,383	97.770	125,427	24,567,810
Buy Total						183,931,183	183,957,738		814,639	184,772,377
Sell										
FFCB 0.85 8/24/2018	3133EGSB2	Country Club Bank	08/16/2018	08/17/2018	0.000	25,000,000	24,994,500		102,118	25,096,618
FHLB 1.125 9/14/2018	3130A6AE7	Bank of Oklahoma	08/16/2018	08/17/2018	0.000	25,000,000	24,982,850		119,531	25,102,381
Sell Total						50,000,000	49,977,350		221,649	50,198,999
Matured										
FHLB 0.625 8/7/2018	3130A8PK3	Bank of Oklahoma	08/07/2018	08/07/2018	0.000	25,000,000	25,000,000			25,000,000
OIFA 2.5 8/1/2018	02-0039	OIFA	08/01/2018	08/01/2018	0.000	10,000,000	10,000,000			10,000,000
Matured Total						35,000,000	35,000,000			35,000,000
Called										
Called Total						0	0			0
Net Change in Investments						98,931,183	98,980,388		592,990	99,573,378



OFFICE OF THE STATE TREASURER
Monthly Report - Transactions by Security Type
 August 31, 2018

Description	CUSIP	Action	Settlement Date	Maturity Date	YTM @ Cost	Par	Principal	Price	Interest	Total
US Agency Bonds										
FHLMC 1.875 11/17/2020	3137EAEK1	Buy	08/06/2018	11/17/2020	2.715	25,000,000	24,538,392	98.154	102,865	24,641,256
Total Agency						<u>25,000,000</u>	<u>24,538,392</u>		<u>102,865</u>	<u>24,641,256</u>
US Agency - Mortgage Backed Securities										
GNMA MBS 5 12/20/2045	3622A3A91	Buy	08/29/2018	12/20/2045	3.620	35,000,000	37,324,219	106.641	136,111	37,460,330
GNMA MBS 5 2/15/2048	3617BVMQ7	Buy	08/29/2018	02/15/2048	3.652	13,931,183	14,642,979	105.109	54,177	14,697,156
Total Mortgage Backed Securities						<u>48,931,183</u>	<u>51,967,198</u>		<u>190,288</u>	<u>52,157,486</u>
US Treasury Bonds and Notes										
T-Note 1.375 10/31/2020	912828L99	Buy	08/10/2018	10/31/2020	2.686	25,000,000	24,296,875	97.188	95,279	24,392,154
T-Note 1.375 8/31/2020	912828L32	Buy	08/10/2018	08/31/2020	2.667	25,000,000	24,357,422	97.430	152,259	24,509,681
T-Note 1.375 8/31/2020	912828L32	Buy	08/06/2018	08/31/2020	2.664	25,000,000	24,355,469	97.422	148,522	24,503,991
T-Note 1.625 10/15/2020	912828Z22	Buy	08/06/2018	10/15/2020	2.679	25,000,000	24,442,383	97.770	125,427	24,567,810
Total - US Treasury Bonds / Notes						<u>100,000,000</u>	<u>97,452,148</u>		<u>521,487</u>	<u>97,973,635</u>
Foreign Bonds										
Israel State 3.71 8/1/2021	46513YBQ0	Buy	08/15/2018	08/01/2021	3.710	10,000,000	10,000,000	100.000	0	10,000,000
Total Foreign Bonds						<u>10,000,000</u>	<u>10,000,000</u>		<u>0</u>	<u>10,000,000</u>
Certificates of Deposits							53,337,000			
Total							<u>237,294,738</u>			



OFFICE OF THE STATE TREASURER
Monthly Report - Transactions by Broker
August 31, 2018

Description	CUSIP	Action	Asset Category	Settlement Date	Maturity Date	YTM @ Cost	Par	Principal	Price	Interest	Total
Country Club Bank											
FHLMC 1.875 11/17/2020	3137EAEK1	Buy	US Agency Bonds	08/06/2018	11/17/2020	2.715	25,000,000	24,538,392	98.154	102,865	24,641,256
T-Note 1.375 8/31/2020	912828L32	Buy	US Treasury Bond	08/06/2018	08/31/2020	2.664	25,000,000	24,355,469	97.422	148,522	24,503,991
							50,000,000	48,893,861		251,387	49,145,248
Israel State											
Israel State 3.71 8/1/2021	46513YBQ0	Buy	Foreign Bonds	08/15/2018	08/01/2021	3.710	10,000,000	10,000,000	100.000	0	10,000,000
							10,000,000	10,000,000		0	10,000,000
Raymond James											
GNMA MBS 5 12/20/2045	3622A3A91	Buy	US Agency - MBS	08/29/2018	12/20/2045	3.620	35,000,000	37,324,219	106.641	136,111	37,460,330
							35,000,000	37,324,219		136,111	37,460,330
UMB Bank											
T-Note 1.375 8/31/2020	912828L32	Buy	US Treasury Bond	08/10/2018	08/31/2020	2.667	25,000,000	24,357,422	97.430	152,259	24,509,681
							25,000,000	24,357,422		152,259	24,509,681
Wells Fargo											
GNMA MBS 5 2/15/2048	3617BVMQ7	Buy	US Agency - MBS	08/29/2018	02/15/2048	3.652	13,931,183	14,642,979	105.109	54,177	14,697,156
T-Note 1.375 10/31/2020	912828L99	Buy	US Treasury Bond	08/10/2018	10/31/2020	2.686	25,000,000	24,296,875	97.188	95,279	24,392,154
T-Note 1.625 10/15/2020	912828Z22	Buy	US Treasury Bond	08/06/2018	10/15/2020	2.679	25,000,000	24,442,383	97.770	125,427	24,567,810
							63,931,183	63,382,237		274,882	63,657,119
Total Securities							183,931,183	183,957,738		814,639	184,772,377



OFFICE OF THE STATE TREASURER
Comparison of Actual Earnings to Estimated Earnings
August 31, 2018

Fiscal Year to Date								
	Revenues Actual	Revenues Estimate	Variance	Percent	Investable Base Actual	Investable Base Estimate	Variance	Percent
US Treasury and Agency	13,565,732	8,023,792	5,541,940	69.07%	3,004,106,515	3,096,666,242	(92,559,727)	-2.99%
Certificates of Deposit	417,611	405,844	11,767	2.90%	129,858,307	124,755,000	5,103,307	4.09%
Money Market Mutual Funds	1,393,424	642,586	750,838	116.85%	379,785,029	403,571,268	(23,786,239)	-5.89%
State of OK Bonds <small>(Private Placement)</small>	250,000	250,521	-521	-0.21%	35,000,000	40,000,000	(5,000,000)	-12.50%
Municipal Bonds	0	199,320	-199,320	-100.00%	21,673,258	20,452,897	1,220,361	5.97%
Foreign Bonds	0	0	0		15,586,582	11,956,752	3,629,830	30.36%
Total or Average	15,626,767	9,522,063	6,104,704	64.11%	3,586,009,690	3,697,402,158	(111,392,468)	-3.01%

In February 2018, the Treasurer estimated earnings to the Board of Equalization for Fiscal Year 2019. The amount estimated was \$61,000,000. Year-to-date actual earnings are recorded on a cash basis of accounting.



OFFICE OF THE STATE TREASURER
Comparison of Actual Earnings to Estimated Earnings
August 31, 2018

The following page presents market rates of return on the Securities portion of the General Account and the State's aggregated State Agency Accounts. These figures, which are dollar-weighted and time-weighted where appropriate, are calculated using the percentage change in market value (inclusive of accrued income) from the end of the prior month to the end of the reporting month.

To ensure the integrity of data, this information is provided by the Treasurer's custodian bank acting in its capacity as an external third party. As such, performance measurement is presently confined to those investments which are held with the custodian bank Northern Trust Company.

Benchmark data is also provided on the following page.



OFFICE OF THE STATE TREASURER
Performance Comparison*
August 31, 2018

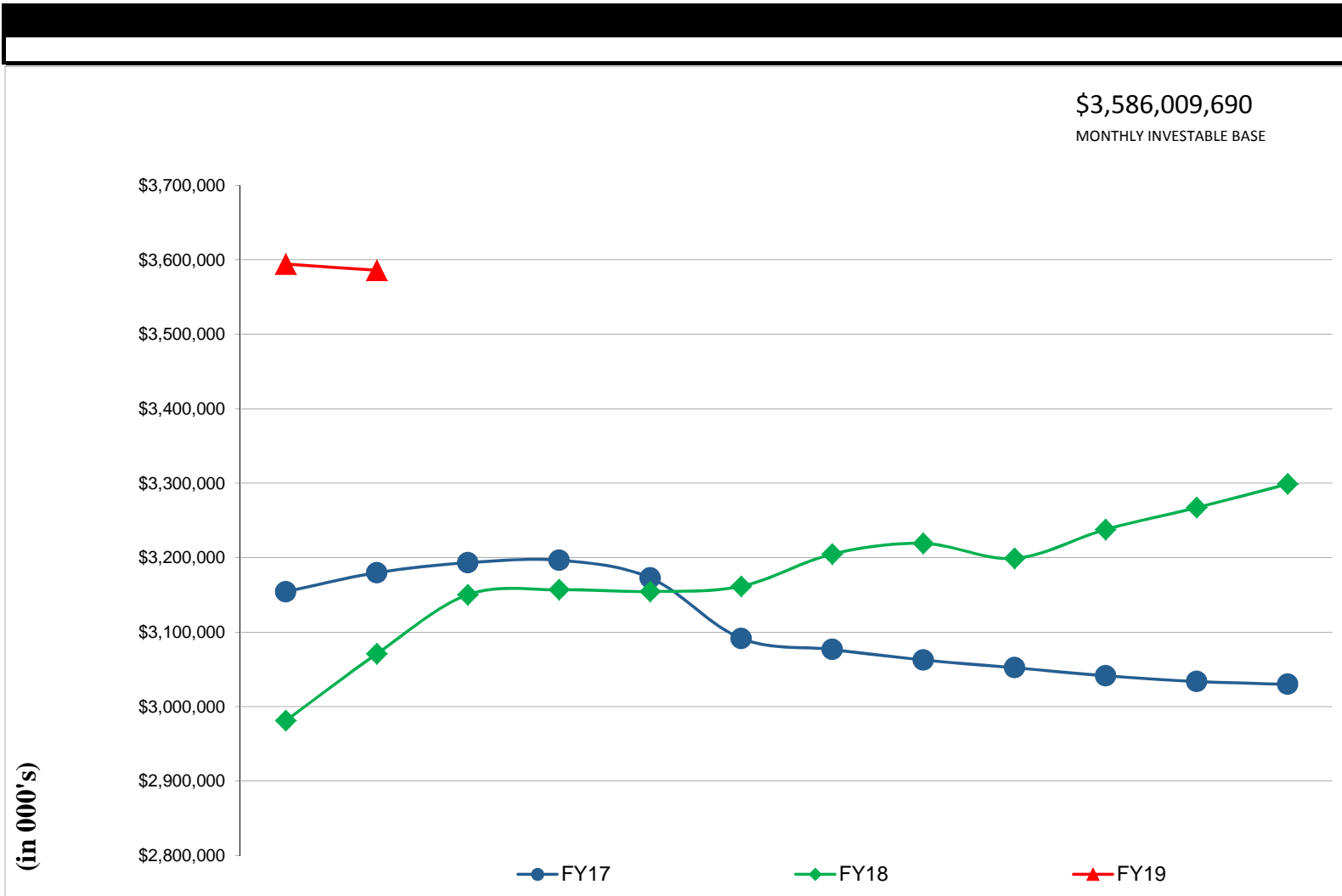
	Month **	Fiscal Year-to-Date **
Securities, General Revenue Account	0.32%	0.36%
Securities, Agency Directed	0.91%	4.06%
Benchmark	0.23%	0.41%
Merrill Lynch 1 Year US Treasury Note Index		

* Analysis by Northern Trust Company

** Represents dollar-weighted and time-weighted rates of return



OFFICE OF THE STATE TREASURER
Monthly Investable Base
August 31, 2018





OFFICE OF THE STATE TREASURER
Banking, Custody, and other Fees
 August 31, 2018

Depository Bank	Tax ID Number	City	State	Amount
Arvest Bank	73-1291209	Bartlesville	Oklahoma	100.27
BancFirst	73-1332918	OKC	Oklahoma	2,862.14
Bank of America	57-0236115	OKC	Oklahoma	696.58
Central National Bank	73-0177591	Alva	Oklahoma	56.15
Federal Reserve Bank	44-0545874	Kansas City	Kansas	837.97
First Bank & Trust	73-0541333	Broken Bow	Oklahoma	7.79
First Bank & Trust	73-0498563	Clinton	Oklahoma	73.01
First Fidelity Bank, NA	73-1100200	OKC-Moore	Oklahoma	169.81
Frazier Bank	73-0125373	Altus	Oklahoma	8.77
Intrust Bank	48-0477525	Wichita	Kansas	167.72
JP Morgan/Chase, Okla., NA	73-0777610	OKC	Oklahoma	31,733.92
Mabrey Bank	73-0183780	Bixby	Oklahoma	8.78
The Bank N.A.	73-0344910	McAlester	Oklahoma	6.00
Total				36,728.91

Bank service charges include actual amounts invoiced as of the report date. There has been no accrual made for de minimis bank service charges owed in active bank accounts.

MONEY MARKET MUTUAL FUNDS

The State Treasurer participates in the following money market mutual funds. The funds managers are compensated for certain operating expenses by deducting a fee from the gross interest earnings.

FUND MANAGER	TAX ID NUMBER	FEE (ANNUALIZED)	AMOUNT
Invesco	76-0574220	0.180%	24,463.80
JPMorgan Securities	23-2694160	0.180%	22,133.07
Goldman Sachs	06-1287410	0.110%	14,849.52
BOSC Inc	73-1275307	0.070%	9,449.70

Note: Pursuant to Oklahoma State Statute Title 62, Section 89.7, all know fees are to be reported. The money market mutual fund fees reported are shown at the contracted rate.

SECURITIES LENDING PROGRAM

The State Treasurer participates in a securities lending program with Northern Trust Company acting as lending agent. Northern Trust retains 15% of the revenues generated as compensation for services, their share for the month was \$457. Pursuant to Oklahoma State Statute Title 62 Section 90, the State Treasurer retains the first \$450,000 of security lending revenue in a revolving fund. These funds are used to pay custody and other banking fees. Any revenue not needed for this purpose is deposited to the General Fund.

NORTHERN TRUST CUSTODY FEES

Pursuant to a custodial contract with Northern Trust Company, custody fees are paid on a quarterly basis. Fees paid to Northern Trust Company for the first quarter was \$0.



Ken Miller

Oklahoma State Treasurer

Agency-Directed Investments

August 2018

Treasurer's Mission Statement

The mission of the Office of the State Treasurer is to serve the people of Oklahoma by providing sound banking and investment services, reuniting individuals and businesses with their unclaimed property, and promoting economic opportunities in a fiscally responsible and efficient manner while adhering to the highest professional and ethical standards.



OFFICE OF THE STATE TREASURER
Agency Directed Investments
 August 31, 2018

Agency	Fund / Agency	Security Type	Weighted Average Yield - Cost	Days to Maturity	Cost Value	Market Value
<u>Langston University</u>						
	1420A	Mutual Fund	N/A	N/A	686,747	1,899,677
	711-420	Mutual Fund	N/A	N/A	422,147	685,141
					1,108,894	2,584,818
Total					1,108,894	2,584,818



OFFICE OF THE STATE TREASURER
State Agency Directed by Broker
August 31, 2018

Broker	Tax ID Number	City	State	Purchases Cost Value	Sales Cost Value
<u>No Activity</u>					



OFFICE OF THE STATE TREASURER
State Agency Directed by Security Type
August 31, 2018

Broker	Tax ID Number	City	State	Purchases Cost Value	Sales Cost Value
<u>No Activity</u>					



OFFICE OF THE STATE TREASURER
OK Invest - Agency Directed Investments
 August 31, 2018

Account	Class Funding	Agency	Interest Rate	Days to Maturity	Book Value
2109002	8090B	OMES- Risk Mgmt Revolving Fund ASA	2.1305	1	57,375,725.30
2118506	8185F	Corporation Commission	2.1305	1	22,548,150.72
2137001	8370A	OIFA	2.1305	1	28,700,203.94
2139101	8391A	Multiple Injury Trust Fund	2.1305	1	12,727,425.10
2141001	8410A	Commissioners of the Land Office	2.1305	1	61,471,663.38
2142001	8420A	Langston University	2.1305	1	2,319,789.52
2143500	79901	Oklahoma Lottery Commission	2.1305	1	1,824,581.30
2143501	8435A	Oklahoma Lottery Commission	2.1305	1	3,606,127.43
2147704	8477D	Oklahoma Bureau of Narcotics	2.1305	1	3,372,993.81
2151500	79901	OPERS	2.1305	1	1,113,119.01
2151501	8515A	OPERS	2.1305	1	598,492.25
2151502	8515B	OPERS	2.1305	1	1,197,759.58
2151503	8515C	OPERS	2.1305	1	91,438.54
2151504	8515D	OPERS	2.1305	1	1,719,401.42
2151505	8515E	OPERS	2.1305	1	19,938.20
2151506	8515F	OPERS	2.1305	1	249,299.88
2151507	8515G	OPERS	2.1305	1	609,185.08
2151508	8515H	OPERS	2.1305	1	76,817.20
2153001	8530A	Panhandle State University	2.1305	1	2,231,378.41
2155701	8557A	OK Police Pension	2.1305	1	26,154,656.48
2169502	8695B	Tax Commission	2.1305	1	182,956,364.54
2169520	8695T	Tax Commission	2.1305	1	4,833,393.93
2169521	8695U	Tax Commission	2.1305	1	22,847,145.91
2174007	8740G	State Treasurer	2.1305	1	254,326.20
2183006	8830F	DHS - CSED	2.1305	1	15,892,367.15
7200039	20000	Oklahoma Boll Weevil Eradication	2.1305	1	2,194,826.78
7200320	20000	Department of Wildlife	2.1305	1	522,511.53
7200359	20000	OERB	2.1305	1	10,935,161.62
7200370	20000	OIFA	2.1305	1	480,652.94
7200391	20000	Multiple Injury Trust Fund	2.1305	1	105,072.35
7200410	20000	Commissioners of the Land Office	2.1305	1	1,850,062.20
7200435	20000	Oklahoma Lottery Commission	2.1305	1	9,695,605.59
7200515	20000	OPERS	2.1305	1	365,638.17
7200557	20000	Oklahoma Police Pension	2.1305	1	68.62
7200588	20000	Real Estate Commission	2.1305	1	483,765.80
7200830	20000	Department of Human Services	2.1305	1	50,589.67
7201825	20100	University Hospitals Authority	2.1305	1	3,158,999.75
7205090	20500	OMES Risk Management Division/DSC	2.1305	1	45,788,399.57
7205204	20500	JM Davis Arms & Historical Museum	2.1305	1	3,293.89
7205320	20500	Department of Wildlife	2.1305	1	594,592.22
7205359	20500	Sustaining OK Energy Resources	2.1305	1	4,314,907.31
7205435	20500	Oklahoma Lottery Commission	2.1305	1	163,718.28

Note: Rate is net of 1.25 bps management fee



OFFICE OF THE STATE TREASURER
OK Invest - Agency Directed Investments
 August 31, 2018

Account	Class Funding	Agency	Interest Rate	Days to Maturity	Book Value
7205515	20500	OPERS	2.1305	1	123,031.49
7205563	20500	OK Bd for Private Vocational Schools	2.1305	1	262,644.81
7205630	20500	Oklahoma Department of Securities	2.1305	1	395,624.09
7205807	20500	Oklahoma Health Care Authority	2.1305	1	1,503,686.35
7210270	21000	State Election Board	2.1305	1	4,928,561.81
7210320	21000	Department of Wildlife	2.1305	1	1,168,723.46
7210350	21000	Oklahoma Historical Society	2.1305	1	27.53
7210400	21000	Office of Juvenile Affairs	2.1305	1	56,479.98
7210410	21000	Commissioners of the Land Office	2.1305	1	13,061,652.10
7210515	21000	OPERS	2.1305	1	30,730.84
7210570	21000	State Board of Licensure for Professional Eng	2.1305	1	1,008,148.89
7210588	21000	Real Estate Commission	2.1305	1	365,018.23
7215270	21500	State of Oklahoma Election Board - HAVA	2.1305	1	5,196,316.30
7215320	21500	Department of Wildlife	2.1305	1	3,065,318.40
7215566	21500	Tourism & Recreation Department	2.1305	1	14,726,661.65
7215585	21500	Department of Public Safety	2.1305	1	979,768.29
7215670	21500	JD McCarty Center	2.1305	1	378,453.82
7216805	21600	Department of Rehabilitation Services	2.1305	1	575,014.41
7220090	22000	OSF Building Project Fund	2.1305	1	0.42
7220320	22000	Dept of Wildlife Conservation	2.1305	1	3,742,769.19
7220585	22000	Department of Public Safety	2.1305	1	3,758,386.44
7220830	22000	Department of Human Services	2.1305	1	0.08
7225040	22500	Department of Agriculture	2.1305	1	623,871.80
7225830	22500	Department of Human Services	2.1305	1	3,242,449.22
7230220	23000	Oklahoma Crime Victims Compensation	2.1305	1	2,162,178.85
7230345	23000	Department of Transportation	2.1305	1	2,453,584.11
7230695	23000	Tax Commission	2.1305	1	62,840.28
7230807	23000	Health Care Authority	2.1305	1	128,357.76
7235605	23500	Regents for Higher Education	2.1305	1	8,878,487.35
7240807	24000	Health Care Authority	2.1305	1	12,055,037.24
7244090	24400	OMES Dept of Central Services	2.1305	1	756,245.89
7245807	24500	Health Care Authority	2.1305	1	10,448,913.93
7255090	25500	Department of Central Services	2.1305	1	1,030,810.10
7255585	25500	Oklahoma Dept of Public Safety	2.1305	1	10,699.79
7260090	26000	OMES Risk Management Division	2.1305	1	4,647,163.91
7265090	26500	OMES- Risk Mgmt	2.1305	1	72,138.68
7275740	27500	OST - SEED	2.1305	1	40,812.75
7280090	28000	OMES DCS Property Distribution	2.1305	1	1,381,342.69
7280345	28000	Department of Transportation	2.1305	1	358,362.66
7285345	28500	Department of Transportation	2.1305	1	113,691,947.17
7295090	27000	Emergency & Transportation	2.1305	1	2,690,028.71
7296150	29600	University of Science & Arts	2.1305	1	39.10

Note: Rate is net of 1.25 bps management fee



OFFICE OF THE STATE TREASURER
OK Invest - Agency Directed Investments
 August 31, 2018

Account	Class Funding	Agency	Interest Rate	Days to Maturity	Book Value
7303000	30300	Tobacco Litigation Escrow Fund	2.1305	1	28,357.31
7360566	36000	Tourism & Recreation Department	2.1305	1	5,972,696.31
7402105	40200	OCIA - Tourism Construction Fund Series 201	2.1305	1	9,218,820.78
7405220	40500	District Attorneys Council	2.1305	1	2,850,891.43
7408105	40800	OCIA	2.1305	1	538,093.23
7416000	41600	OSF - Oil Overcharge	2.1305	1	275,573.51
7416160	41600	Department of Commerce	2.1305	1	2,723,962.41
7419105	41900	OCIA	2.1305	1	711,885.92
7426000	42600	OSF - Oil Overcharge	2.1305	1	2,302,557.39
7426160	42600	Department of Commerce	2.1305	1	11,647,201.23
7428105	42800	OCIA Endowed Chairs Fund	2.1305	1	957,188.87
7429105	42900	OCIA	2.1305	1	749.57
7430010	43000	Oklahoma State University	2.1305	1	814,973.21
7430011	43000	Oklahoma State University	2.1305	1	1,308,223.82
7430012	43000	Oklahoma State University	2.1305	1	445,864.19
7430013	43000	Oklahoma State University	2.1305	1	2,280,499.62
7430014	43000	Oklahoma State University	2.1305	1	2,797,515.18
7430015	43000	Oklahoma State University	2.1305	1	798,373.16
7430016	43000	Oklahoma State University	2.1305	1	159,612.08
7430420	43000	Langston University	2.1305	1	148,456.49
7430461	43000	Rogers State College	2.1305	1	798,075.07
7430505	43000	Northwestern Oklahoma State University	2.1305	1	176,702.54
7430665	43000	Southwestern Oklahoma State University	2.1305	1	2,358,098.12
7430760	43000	University of Oklahoma	2.1305	1	12,952,411.09
7430770	43000	OUHSC	2.1305	1	50,077,815.78
7430773	43000	Oklahoma State University	2.1305	1	3,804,838.38
7432105	43200	OCIA 2009A Construction Fund	2.1305	1	0.02
7434105	43400	OCIA	2.1305	1	44,682.58
7436000	43600	OSF - Oil Overcharge	2.1305	1	2,525.39
7440105	44000	OCIA Operations & Maintenance	2.1305	1	3,865.02
7444835	44400	Water Resources Board	2.1305	1	6,814,585.61
7445835	44500	Water Resources Board	2.1305	1	4,041,437.25
7446105	44600	2017B Capitol Repair 2 Construction	2.1305	1	31,309,890.42
7447105	44700	2017A Revenue Fund	2.1305	1	0.02
7448105	44800	OCIA	2.1305	1	313,034.90
7449105	44900	OCIA	2.1305	1	3,982.24
7455160	45500	Department of Commerce	2.1305	1	399,669.62
7460100	46000	Cameron University	2.1305	1	945,411.91
7460760	46000	University of Oklahoma	2.1305	1	159,522.61
7464105	46400	OCIA	2.1305	1	23,855,931.36
7470010	47000	Oklahoma State University Capital Bond Proj	2.1305	1	11,361,368.20
7470014	47000	Oklahoma State University Capital Bond Proj	2.1305	1	3,924,383.88

Note: Rate is net of 1.25 bps management fee



OFFICE OF THE STATE TREASURER
OK Invest - Agency Directed Investments
 August 31, 2018

Account	Class Funding	Agency	Interest Rate	Days to Maturity	Book Value
7470230	47000	East Central University	2.1305	1	0.11
7471835	47100	Water Resources Board	2.1305	1	649,368.86
7472835	47200	Water Resources Board	2.1305	1	40,460,054.79
7473835	47300	Water Resources Board	2.1305	1	38,860,918.58
7475750	47500	Tulsa Community College	2.1305	1	5,665.84
7475770	47500	OUHSC	2.1305	1	0.37
7476760	47600	University of Oklahoma	2.1305	1	29,710,674.25
7479010	47900	Oklahoma State University Capital Bond Proj	2.1305	1	14,549,987.53
7480230	48000	East Central University	2.1305	1	0.68
7481230	48100	East Central University	2.1305	1	0.04
7481633	48100	Oklahoma City Community College	2.1305	1	0.03
7483633	48300	OCCC 2010 Bond	2.1305	1	0.06
7486010	48600	OKLAHOMA STATE UNIVERSITY	2.1305	1	11,530.58
7488105	48800	OCIA	2.1305	1	192,395.65
7517410	8410A	Commissioners of the Land Office	2.1305	1	804,762.17
7518410	8410A	Commissioners of the Land Office	2.1305	1	1,170,024.38
7519410	8410A	Commissioners of the Land Office	2.1305	1	6,791,336.80
7600010	60000	Oklahoma State University	2.1305	1	3,815,206.85
7600120	60000	University of Central Oklahoma	2.1305	1	4,401,924.62
7600150	60000	University of Science & Arts	2.1305	1	584,047.77
7600230	60000	East Central University	2.1305	1	1,197,296.38
7600420	60000	Langston University	2.1305	1	1,316,266.69
7600485	60000	Northeastern State University	2.1305	1	2,228,320.15
7600490	60000	Northern Oklahoma College	2.1305	1	789,756.08
7600505	60000	Northwestern Oklahoma State University	2.1305	1	1,682,758.68
7600530	60000	Panhandle State University	2.1305	1	48,195.74
7600660	60000	Southeastern Oklahoma State University	2.1305	1	94,446.12
7600665	60000	Southwestern Oklahoma State University	2.1305	1	2,311,640.77
7600760	60000	University of Oklahoma	2.1305	1	2,675,432.57
7650010	65000	Oklahoma State University	2.1305	1	6,223,231.85
7650120	65000	University of Central Oklahoma	2.1305	1	828,944.27
7650150	65000	University of Science & Arts	2.1305	1	54,290.54
7650230	65000	East Central University	2.1305	1	2,227,095.80
7650420	65000	Langston University	2.1305	1	1,583,538.79
7650485	65000	Northeastern State University	2.1305	1	695,977.12
7650490	65000	Northern Oklahoma College	2.1305	1	3,724,229.29
7650505	65000	Northwestern Oklahoma State University	2.1305	1	659,917.97
7650530	65000	Panhandle State University	2.1305	1	213,054.04
7650660	65000	Southeastern Oklahoma State University	2.1305	1	78,664.16
7650665	65000	Southwestern Oklahoma State University	2.1305	1	1,125,517.99
7650760	65000	University of Oklahoma	2.1305	1	1,868,001.30
7700040	70000	Department of Agriculture	2.1305	1	10,497,797.50

Note: Rate is net of 1.25 bps management fee



OFFICE OF THE STATE TREASURER
OK Invest - Agency Directed Investments
August 31, 2018

Account	Class Funding	Agency	Interest Rate	Days to Maturity	Book Value
7700041	70000	Western Oklahoma State College	2.1305	1	726,482.75
7700131	79901	Department of Corrections	2.1305	1	20,887,874.69
7700240	70000	Eastern Oklahoma State College	2.1305	1	235,277.03
7700461	70000	Rogers State College	2.1305	1	5,131,254.16
7700490	70000	Northern Oklahoma College	2.1305	1	2,221,661.55
7700606	70000	Ardmore Higher Education Center	2.1305	1	271,507.72
7700633	70000	Oklahoma City Community College	2.1305	1	5,783,611.15
7700660	70000	Southeastern Oklahoma State University	2.1305	1	5,680,027.77
7700760	70000	University of Oklahoma	2.1305	1	72,786,262.89
7700830	70000	Department of Human Services	2.1305	1	1,778,208.83
7701010	70100	Oklahoma State University	2.1305	1	3,019,277.98
7701091	70100	GO Bonds of 1992 - Admin Fund	2.1305	1	2.88
7701150	70100	University of Science & Arts	2.1305	1	2,233,445.84
7701165	70100	Connors State College	2.1305	1	362,932.62
7701400	70100	Office of Juvenile Affairs	2.1305	1	234,136.93
7701480	70100	Northeastern Oklahoma A&M College	2.1305	1	722,181.80
7701605	70100	Regents for Higher Education	2.1305	1	35,966,481.21
7701650	70100	Department of Veteran Affairs	2.1305	1	311,056.29
7701770	70100	OUHSC	2.1305	1	385,727,666.81
7701805	70100	Department of Rehabilitation Services	2.1305	1	175,310.57
7701865	70100	OK Workers' Comp Commission	2.1305	1	7,087,734.95
7702120	70200	University of Central Oklahoma	2.1305	1	21,946,324.91
7702650	70200	Department of Veteran Affairs	2.1305	1	266,162.69
7703650	70300	Department of Veteran Affairs	2.1305	1	399,851.51
7704650	70400	Department of Veteran Affairs	2.1305	1	512,754.43
7704865	70400	OK Workers' Comp Commission	2.1305	1	56,610.82
7705505	70500	Northwestern Oklahoma State University	2.1305	1	1,152,217.62
7705650	70500	Department of Veteran Affairs	2.1305	1	185,566.10
7705675	70500	Self Insurance Guaranty Fund	2.1305	1	1,515,186.84
7705865	70500	OK Workers' Comp Commission	2.1305	1	22,893.58
7706452	70600	Community Mental Health Center Rep Payee	2.1305	1	832.07
7706650	70600	Department of Veteran Affairs	2.1305	1	94,302.05
7706750	70600	Tulsa Community College	2.1305	1	1,468,918.73
7706865	70600	OK Workers' Comp Commission	2.1305	1	323,407.44
7707452	70700	Central Oklahoma CMHC Rep Payee Account	2.1305	1	50,755.94
7707605	70700	Regents for Higher Education	2.1305	1	4,474,757.69
7707650	70700	Department of Veteran Affairs	2.1305	1	259,004.67
7707865	70700	OK Workers' Comp Commission	2.1305	1	70,917.16
7708108	70800	Carl Albert State College	2.1305	1	5,911,614.12
7708605	70800	Regents for Higher Education	2.1305	1	52,778.60
7709605	70900	Regents for Higher Education	2.1305	1	4,487,341.95
7710350	71000	Oklahoma Historical Society	2.1305	1	1,219,732.79

Note: Rate is net of 1.25 bps management fee



OFFICE OF THE STATE TREASURER
OK Invest - Agency Directed Investments
 August 31, 2018

Account	Class Funding	Agency	Interest Rate	Days to Maturity	Book Value
7710452	71000	Oklahoma Department of Mental Health	2.1305	1	920,670.78
7710605	71000	Regents for Higher Education	2.1305	1	2,265,319.75
7711185	8740G	Corporation Commission	2.1305	1	74,408,807.00
7711420	71100	Langston University	2.1305	1	14,464,018.97
7711452	71100	Griffin Memorial Hospital Rep Payee	2.1305	1	40,320.59
7711605	71100	Regents for Higher Education	2.1305	1	828,146.22
7712605	71200	Regents for Higher Education	2.1305	1	152,452.20
7713605	71300	Regents for Higher Education	2.1305	1	797,880.96
7714605	71400	Regents for Higher Education	2.1305	1	10,482,969.27
7715605	71500	Regents for Higher Education	2.1305	1	463,560.75
7718605	71800	Regents for Higher Education	2.1305	1	5,820,460.26
7719605	71900	Regents for Higher Education	2.1305	1	34,812.93
7723623	72300	Seminole State College	2.1305	1	120,175.63
7725100	72500	Cameron University	2.1305	1	3,544,617.68
7730230	73000	East Central University	2.1305	1	8,528,640.57
7730830	73000	Department of Human Services	2.1305	1	183,974.28
7740605	74000	Regents for Higher Education	2.1305	1	17,022,112.50
7741241	74100	Redlands Community College	2.1305	1	875,004.16
7745605	74500	Regents for Higher Education	2.1305	1	1,525,570.78
7747470	74700	Murray State College	2.1305	1	3,582,645.25
7750350	75000	Oklahoma Historical Society	2.1305	1	1,027,221.03
7750531	75000	Rose State College	2.1305	1	12,061,362.15
7751485	75100	Northeastern State University	2.1305	1	14,256,854.53
7752485	75200	Northeastern State University	2.1305	1	2,633,814.85
7765665	76500	Southwestern Oklahoma State University	2.1305	1	5,853,247.47
7790041	79000	Western Oklahoma State College	2.1305	1	48,468.31
7790120	79000	University of Central Oklahoma	2.1305	1	1,778,013.07
7790230	79000	East Central University	2.1305	1	345,970.76
7790241	79000	Redlands Community College	2.1305	1	106,436.65
7790470	79000	Murray State College	2.1305	1	11,939.63
7790485	79000	Northeastern State University	2.1305	1	796,340.59
7790490	79000	Northern Oklahoma College	2.1305	1	560,540.44
7790660	79000	Southeastern Oklahoma State University	2.1305	1	14,345.00
7790665	79000	Southwestern Oklahoma State University	2.1305	1	636,069.30
7805370	80500	OIFA	2.1305	1	82.70
7823740	82300	OCIA 2008B Reserve Fund	2.1305	1	642.91
7845740	84500	OCIA 2008A Sinking Fund	2.1305	1	29,818.04
7846740	84600	OCIA 2008B Sinking Fund	2.1305	1	14,851.67
7847740	84700	OSF Building Project Fund	2.1305	1	3,618,254.43
7848740	84800	OSF Building Project Fund	2.1305	1	26,891.07
7849740	84900	OCIA 2009A Sinking Fund	2.1305	1	42,014.38
7850740	85000	OCIA	2.1305	1	213,649.45

Note: Rate is net of 1.25 bps management fee



OFFICE OF THE STATE TREASURER
OK Invest - Agency Directed Investments
August 31, 2018

Account	Class Funding	Agency	Interest Rate	Days to Maturity	Book Value
7851740	85100	OCIA	2.1305	1	2,971,713.97
7852740	85200	Oklahoma 2010A GO Sinking Fund	2.1305	1	72,755.79
7853740	85300	Oklahoma 2010b GO Sinking Fund	2.1305	1	15,413.70
7854740	85400	OCIA Endowed Chair Fund 2010	2.1305	1	2,005,850.08
7855740	85500	OCIA 201A Higher Ed Projects Refunding	2.1305	1	710,972.06
7857740	85700	OCIA 2010A Highway Capital Improvements	2.1305	1	2,631,816.25
7858740	85800	OCIA 2010b Highway Capital Improvements	2.1305	1	1,668,859.36
7860740	86000	OCIA 2012 State Highway	2.1305	1	4,568,239.19
7862740	86200	OCIA 2013	2.1305	1	249,576.07
7864740	86400	OK Bldg Bonds refunding 2013	2.1305	1	33,642.02
7910467	91000	OSF Escrow Fund	2.1305	1	172,315.72
7920605	92000	Regents for Higher Education	2.1305	1	4,406,107.06
					1,944,484,520.98

Note: Rate is net of 1.25 bps management fee