

FY2022

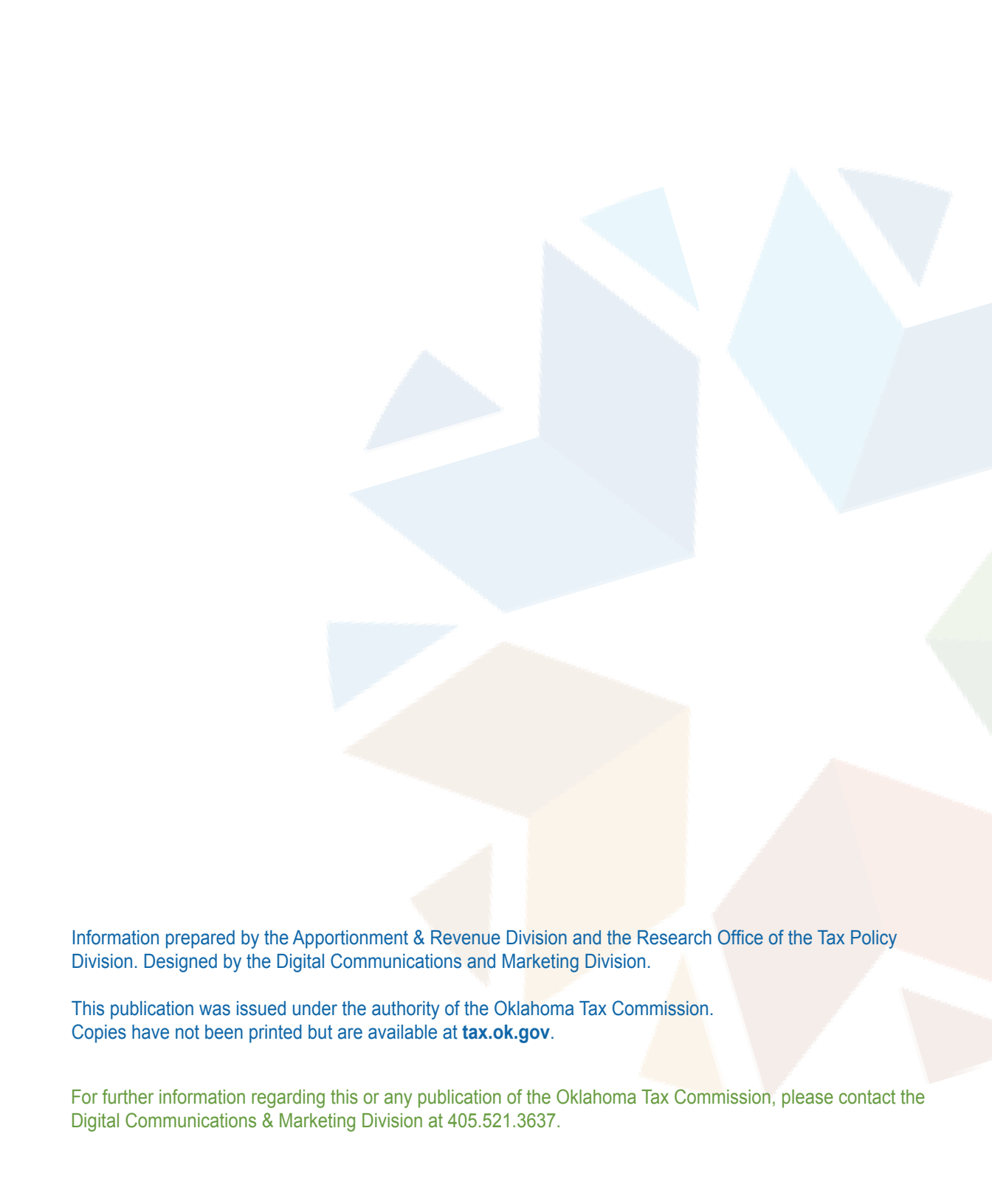
REVENUE & APPORTIONMENT REPORT

Our mission is to serve the people of Oklahoma by promoting tax compliance through quality service and fair administration.



OKLAHOMA
Tax Commission

Fiscal Year Ended June 30, 2022



Information prepared by the Apportionment & Revenue Division and the Research Office of the Tax Policy Division. Designed by the Digital Communications and Marketing Division.

This publication was issued under the authority of the Oklahoma Tax Commission. Copies have not been printed but are available at **tax.ok.gov**.

For further information regarding this or any publication of the Oklahoma Tax Commission, please contact the Digital Communications & Marketing Division at 405.521.3637.



Dear Valued Taxpayers of Oklahoma:

We are pleased to present the FY2022 Revenue and Apportionment Report to provide transparency regarding the total tax dollars collected and distributed by the Oklahoma Tax Commission as required by Oklahoma statutes.

This data is a total for Fiscal Year 2022, July 1, 2021, through June 30, 2022. By visiting tax.ok.gov, you may review additional similar periodic collection/apportionment information.

We hope you find this information helpful and that it provides a clear understanding of what monies were collected as revenue and how that money was disbursed to numerous areas of state and local government through the apportionment process.

The Oklahoma Tax Commission remains steadfast in our mission of serving you, the people of Oklahoma, by promoting tax compliance through quality service and fair administration.



TABLE OF CONTENTS

Background Summary of the Oklahoma Tax Commission	2
Review of 2021-2022 Taxes and Collections.....	3
Comparative Statement of all Tax Collections of the Past Two Years	11
Apportionment of Statutory Revenues.....	15
Fiscal Year 2021-2022 Revenue and Apportionment	22
The Oklahoma Tax Dollar Fiscal Year 2021-2022	41
Collections from Major Tax Sources from Fiscal Year 1988 through Fiscal Year 2022	43

BACKGROUND SUMMARY OF OKLAHOMA TAX COMMISSION

The Oklahoma Tax Commission (OTC), from its inception in 1931, has been responsible for the collection and administration of various tax sources and the apportionment of these revenues to state funds which provide funding for education, transportation, recreation, social welfare, and the myriad of other services provided for the citizens of Oklahoma.

The Commission is comprised of three members (Chairman, Vice Chairman, and Secretary-Member) who are appointed by the Governor with the advice and consent of the Oklahoma Senate and serve terms of six years each, respectively.

It is the Commission's responsibility to supervise the administration and enforcement of state tax laws and the collection of a majority of all state-levied taxes and fees.

The Commission directs the collection and distribution of the tax and license sources under its administration and, by statute, is responsible for apportioning such tax revenues to the various state funds. In addition, the OTC allocates directly to local units of government certain state-collected levies earmarked to counties, school districts and municipalities. On a contract basis with individual municipalities and counties, the OTC is involved with the administration, collection and distribution of city/county sales, use, and lodging taxes.

REVIEW of 2021-2022 TAXES AND COLLECTIONS

Income Tax Gross Collections	\$ 5,777,856,116.14
-------------------------------------	----------------------------

Refunded	\$ 808,332,385.45
----------	-------------------

Net Income Tax Revenue	\$ 4,969,523,730.69
------------------------	---------------------

• Individual Income Tax Net	\$ 4,157,830,805.00
------------------------------------	---------------------

• **Single:** For tax year 2021, from 1/2 of 1% of the first \$1,000 of taxable income and graduated up to \$171.50 plus 5% of income over \$7,200. For tax year 2022, from 1/4 of 1% of the first \$1,000 of taxable income and graduated up to \$153.50 plus 4.75% of income over \$7,200.

• **Married:** For tax year 2021, from 1/2 of 1% of the first \$2,000 of taxable income and graduated up to \$255.00 plus 5% of income over \$12,200. For tax year 2022, from 1/4 of 1% of the first \$2,000 of taxable income and graduated up to \$224.50 plus 4.75% of income over \$12,200.

Taxpayers whose filing status is Head of Household use Married rates.

The starting point to arrive at Oklahoma taxable income is Federal Adjusted Gross Income with certain specific exemptions.

Personal exemption: \$1,000 each.

	<u>Tax Year</u>	
	2021	2022
Standard deduction:		
Single	\$6,350	\$6,350
Married	12,700	12,700
Head of Household	9,350	9,350

• Corporation Income Tax Net	\$ 811,692,925.69
-------------------------------------	-------------------

Flat Rate: 6% of Oklahoma taxable income
for tax year 2021 and 4% for tax year 2022.

Gross Production Taxes	\$ 1,529,944,833.22
-------------------------------	----------------------------

• Severance Tax	\$ 1,506,523,816.23
------------------------	---------------------

The base gross production tax rate for both oil and natural gas was 7%. Qualified new production was taxed at 5% for the first 36 months of production.

• Petroleum Excise Tax	\$ 23,421,016.99
-------------------------------	------------------

Oil and Gas Excise Tax: 0.095 of 1% of gross value.

REVIEW of 2021-2022 TAXES AND COLLECTIONS

Sales and Use Taxes	\$ 3,546,080,104.77
<ul style="list-style-type: none"> • State Sales Tax <p>Rate: 4.5% on the sale or rental of tangible personal property and from the furnishing of specific services.</p>	<p>\$ 2,820,170,827.34</p>
<ul style="list-style-type: none"> • State Sales Tax on Motor Vehicles <p>Rate: 1.25% on the sale of motor vehicles sold on or after July 1, 2017.</p>	<p>\$ 174,825,952.74</p>
<ul style="list-style-type: none"> • State Use Tax <p>Rate: 4.5% on sales price of tangible personal property purchased out-of-state for use or consumption in Oklahoma.</p>	<p>\$ 551,083,324.69</p>
<p>City/County Sales, Use, and Lodging Tax</p> <p>(Not included above but collected by the Tax Commission during the fiscal year.)</p> <p>Collected by the Oklahoma Tax Commission during the fiscal year were city sales taxes totaling \$2,236,657,517.88 and county sales taxes totaling \$373,830,701.61. City use tax collections amounted to \$370,117,492.07 and county use tax totaled \$67,647,376.75. City lodging taxes totaled \$3,216,065.36 and county lodging taxes amounted to \$6,271,034.90.</p>	<p>\$ 3,057,740,188.57</p>
Vehicle Taxes and Licenses	\$ 883,038,391.36
<ul style="list-style-type: none"> • Aircraft Excise Tax • Aircraft License Fees • Driver License Reinstatement Fee • Motor License Agent Remittance • Motor Vehicle Rental Tax • Overweight Truck Permit • Vehicle Inventory Stamps 	<p>\$ 4,979,652.55</p> <p>848,260.43</p> <p>2,832,490.27</p> <p>845,758,798.07</p> <p>14,063,425.82</p> <p>14,510,761.50</p> <p>45,002.72</p>

REVIEW of 2021-2022 TAXES AND COLLECTIONS

Motor Fuel Taxes	\$ 600,267,835.46
<ul style="list-style-type: none"> Gasoline Tax 	\$ 377,818,441.40
Rate: 19 cents per gallon on all gasoline sold, withdrawn from storage for sale or other use, and any portion used in this state of gasoline imported in fuel tanks of vehicles used for commercial purposes.	
<ul style="list-style-type: none"> Compressed Natural Gas Tax 	\$ 523,457.25
Rate: 5 cents per gasoline gallon equivalent (GGE) on compressed natural gas used or consumed as motor fuel in this state.	
<ul style="list-style-type: none"> Liquefied Natural Gas Tax 	\$ 149.20
Rate: 5 cents per diesel gallon equivalent (DGE) on liquefied natural gas used or consumed as motor fuel in this state.	
<ul style="list-style-type: none"> Special Fuel Tax Diesel Fuel Excise Tax 	\$ 73,820.46 \$ 188,164,533.79
Rate: 19 cents per gallon on special fuels and 19 cents per gallon on diesel used to propel vehicles on the highway, and any portion used in this state of such fuels imported in fuel tanks of vehicles used commercially.	
<ul style="list-style-type: none"> Special Fuel Decals 	\$ 78,616.00
Rate: \$50 per year in lieu of special fuel tax on liquefied petroleum gas (LPG) or natural gas used to propel automobiles, vans and pickup trucks not exceeding 1 ton capacity; \$100 per year for those not exceeding 1 ton capacity using methanol or "M-85"; and \$150 for those exceeding 1 ton capacity using liquefied petroleum gas (LPG), methanol or "M-85".	
<ul style="list-style-type: none"> Motor Fuel Special Assessment Fee 	\$ 33,608,817.36
Rate: 1 cent per gallon on gasoline and diesel fuels. Money used for the removal and/or replacement of leaking underground storage tanks, with excess amounts being used for highway and road construction.	



REVIEW of 2021-2022 TAXES AND COLLECTIONS

Cigarette and Tobacco Taxes and Licenses	\$	441,693,297.29
• Cigarette and Little Cigar Tax	\$	258,547,970.53
Cigarettes and Little Cigars: \$2.03 per pack of 20.		
• Cigarette License	\$	73,942.17
Retail: \$ 30 for a 3 year permit.		
Wholesale: \$ 250 for a 1 year permit.		
Distributing Agent: \$ 100 for a 1 year permit.		
• Tobacco Products Tax	\$	68,529,649.22
Large Cigars (3 lbs. per M or more): 12 cents each.		
Smoking Tobacco: 80% of factory list price.		
Chewing Tobacco: 60% of factory list price.		
• Tobacco License	\$	75,630.00
Retail: \$ 30 for a 3 year permit.		
Wholesale: \$ 250 for a 1 year permit.		
Distributing Agent: \$ 100 for a 1 year permit.		
• Tribal Cigarette/Tobacco Payments	\$	23,780,242.26
• State/Tribal Compact Stamps	\$	90,685,863.11



REVIEW of 2021-2022 TAXES AND COLLECTIONS

Beverage Taxes and Licenses		\$	171,551,352.96
• Alcoholic Beverage Tax		\$	75,325,012.45
Distilled spirits:	\$ 1.47 per liter.		
Wine:	\$ 0.19 per liter.		
Sparkling wines:	\$ 0.55 per liter.		
Strong beer:	\$12.50 per barrel.		
• Beverage Licenses (Repealed 10/1/2018)		\$	158,188.41*
Retailer Manufacturer (Brew Pub): \$650			
Manufacturer: \$500			
Wholesale: \$250			
Retail (3 year permit):			
On-premise draught:	\$500		
On-premise cans and bottles only:	\$350		
Off-premise cans and bottles only:	\$230		
• Mixed Beverage Gross Receipts Tax		\$	96,068,152.10
A tax at the rate of 13.5% is levied on the total gross receipts from the sale, preparation or service of mixed beverages; ice or nonalcoholic beverages to be mixed with alcoholic beverages; admission charges to mixed beverage establishments; and on the total retail value of complimentary or discounted mixed beverages.			

REVIEW of 2021-2022 TAXES AND COLLECTIONS

Estate Tax	\$	875.00
Effective for deaths on or after January 1, 2010, the Oklahoma Estate Tax is repealed.		
Franchise Tax, Registered Agent Fees, Business Activity Tax	\$	\$62,715,508.43
<ul style="list-style-type: none"> Franchise Tax <p>Oklahoma levies an annual franchise tax on all corporations that do business in the state. Corporations are taxed \$1.25 for each \$1,000 of capital invested or used in Oklahoma.</p>	\$	59,942,583.90
<ul style="list-style-type: none"> Registered Agent Fees <p>Foreign corporations are additionally assessed \$100 per year, payable to the Oklahoma Tax Commission, for the Secretary of State acting as their registered agent.</p>	\$	2,771,617.57
<ul style="list-style-type: none"> Business Activity Tax (BAT) <p>Corporations, associations, joint-stock companies and business trusts doing business in Oklahoma were required to pay BAT in an amount equal to their franchise tax paid for tax year 2010 or \$25 whichever was greater. All others doing business in Oklahoma were required to pay \$25. BAT expired at the end of 2012. Taxes on business activity during 2012 were due on July 1, 2013, and delinquent if not paid before September 15, 2013.</p>	\$	1,306.96
Electric Cooperatives Tax and License	\$	\$53,938,145.98
<ul style="list-style-type: none"> Rural Electric Co-op Tax: 2% of gross receipts from the sale of electric service. 	\$	53,932,819.91
<ul style="list-style-type: none"> Rural Electric Co-op Licenses: \$1.00 for each 100 customers or fraction thereof. 	\$	5,326.07
Realty Transfer Tax	\$	\$37,756,060.41
<ul style="list-style-type: none"> Documentary Stamps <p>\$0.75 for each \$500 or fraction thereof in excess of \$100 of the value of real estate transferred by a proper conveyance instrument.</p>	\$	37,756,060.41

REVIEW of 2021-2022 TAXES AND COLLECTIONS

Miscellaneous Taxes, Fees, Licenses and Special Accounts.....	\$ 297,083,653.06
--	--------------------------

• Admission Fees	\$ 0.00
• Bingo Tax	31,256.34
• Charity Games Tax	15,775.82
• Coin-Operated Device Decals & Distributor Permits	1,773,368.30
• Computer Enhancement Fund.....	27,856,386.67
• County Clerk Fees	716,398.37
• Driving Record Fee.....	602,082.00
• Drug Stamp Tax	0.00
• Energy Resources Assessment.....	24,631,178.75
• Farm Implement Tax Stamps	9,790.75
• Freight Car Tax	1,028,872.22
• Horse Track Gaming.....	30,830,667.19
• Income Tax Check-Offs	203,361.17
• Medical Marijuana.....	60,215,241.58
• Multiple Injury Trust Fund	51,935,614.06
• 911 Wireless Fee	37,305,187.97
• Occupational Health and Safety Tax.....	1,092,626.38
• Organ Donor Program	209,068.36
• OTC Reimbursement Fund.....	11,645,615.44
• Pari-Mutuel Tax.....	1,104,675.93
• Pick Six/Seven Wager Tax.....	11,021.73
• Prepaid Wireless Fee	(32,974.75)
• Printing and Revolving Fund.....	4,709,764.32

REVIEW of 2021-2022 TAXES AND COLLECTIONS

Miscellaneous Taxes, Fees, Licenses and Special Accounts • Continued

• Professional Sporting Event Ticket Fee.....	\$ 1,700,166.00
• Public Service Penalties	46,672.00
• Sales Tax Permits	713,217.50
• Sales Tax Vendors List	900.00
• Self Insurance Guaranty Fund.....	0.00
• Service Charge Fee.....	17,655.71
• Sustaining Oklahoma Resources Fee (fka Marginal Well)	888,934.22
• Tax Security Fund	370,550.00
• Telephone Surcharge.....	318,427.46
• Tire Recycling Fee	17,623,822.54
• Tourism Tax.....	0.00
• Transport and Reclaimer License Fees	46,505.00
• Unapplied Payments.....	79,494.23
• Unclassified Receipts	326,985.81
• Wire Transmitter Fee	12,523,650.83
• Workers' Compensation Insurance Premium Tax.....	6,531,693.16

Grand Total Collections*\$ 13,401,926,174.08

* City/county sales, use, and lodging taxes are not included.

* Beverage licenses were ended as of 10/1/2018 and used as a default tax type for sales permits overpayments. The OTC is holding the balance until further notice.

COMPARATIVE STATEMENT OF ALL TAX COLLECTIONS OF THE PAST TWO YEARS

	Fiscal Year 2021-2022	Fiscal Year 2020-2021
Admission Fees	\$ 0.00	\$ 0.00
Aircraft Excise Tax	4,979,652.55	4,207,079.85
Aircraft License Fees	848,260.43	1,059,699.78
Alcoholic Beverage Tax	75,325,012.45	73,866,835.74
Beverage License	158,188.41	45,952.12
Beverage Tax	0.00	0.00
Bingo Tax	31,256.34	42,493.73
Business Activity Tax	1,306.96	3,185.03
Charity Games Tax	15,775.82	14,227.81
Cigarette License	73,942.17	69,990.00
Cigarette Tax	258,547,970.53	275,231,586.93
Coin-Operated Device Decals/Distributor Permits ..	1,773,368.30	2,881,006.51
Compressed Natural Gas	523,457.25	511,973.07
Computer Enhancement Fund	27,856,386.67	29,604,877.76
Controlled Dangerous Substance Tax Stamps	0.00	0.00
County Clerk Fees	716,398.37	739,980.29
Diesel Fuel Tax	188,164,533.79	180,410,318.74
Documentary Stamp Tax	37,756,060.41	27,171,428.48
Driver License Reinstatement Fee	2,832,490.27	2,729,587.00
Driving Record Fee	602,082.00	829,571.68
Electric Co-op Tax	53,932,819.91	46,560,333.36
Energy Resources Assessment	24,631,178.75	12,668,370.19
Estate Tax	875.00	4,790.00
Farm Implement Tax Stamps	9,790.75	9,725.99
Franchise Tax	59,942,583.90	53,089,913.12

COMPARATIVE STATEMENT OF ALL TAX COLLECTIONS OF THE PAST TWO YEARS

	Fiscal Year 2021-2022	Fiscal Year 2020-2021
Freight Car Tax.....	\$ 1,028,872.22	\$ 892,984.49
Gasoline Tax.....	377,818,441.40	359,219,486.56
Horse Track Gaming.....	30,830,667.19	22,555,303.85
Income Tax - Corporate.....	986,688,548.77	879,111,040.53
Income Tax - Individual.....	4,791,167,567.37	4,439,532,791.28
Income Tax - Check-Offs.....	203,361.17	153,896.15
Liquefied Natural Gas.....	149.20	0.00
Medical Marijuana.....	60,215,241.58	66,098,861.05
Mixed Beverage Gross Receipts Tax.....	96,068,152.10	72,954,577.04
Motor Fuel Special Assessment Fee.....	33,608,817.36	31,227,922.71
Motor License Agent Remittance.....	845,758,798.07	796,056,552.18
Motor Vehicle Rental Tax.....	14,063,425.82	9,606,017.43
911 Wireless Fee.....	37,305,187.97	36,929,540.36
Occupational Health & Safety Tax.....	1,092,626.38	1,317,895.19
Oklahoma Tax Commission Reimbursements.....	11,645,615.44	9,009,030.87
Organ Donor Program.....	209,068.36	228,859.01
Overweight Truck Permits.....	14,510,761.50	13,911,025.00
Pari-Mutuel Tax.....	1,104,675.93	1,087,651.19
Petroleum Excise Tax.....	23,421,016.99	12,113,932.94
Pick Six/Seven Wager.....	11,021.73	5,252.26
Prepaid Wireless Fee.....	(32,974.75)	7,187.76
Professional Sporting Event Ticket Fee.....	1,700,166.00	41,470.00
Registered Agents Fees.....	2,771,617.57	2,755,442.75
Rural Electric Co-op License.....	5,326.07	5,585.81

COMPARATIVE STATEMENT OF ALL TAX COLLECTIONS OF THE PAST TWO YEARS

	Fiscal Year 2021-2022	Fiscal Year 2020-2021
Sales Tax (State Only).....	\$ 2,820,170,827.34	\$ 2,471,428,426.81
Sales Tax - Motor Vehicle	174,825,952.74	166,671,003.70
Sales Tax Permits.....	713,217.50	666,099.50
Sales Tax Vendors List	900.00	600.00
Self Insurance Guaranty Fund.....	0.00	4,709.91
Service Charge Fee.....	17,655.71	19,555.93
Severance Tax.....	1,506,523,816.23	742,178,565.17
Special Fuel Decals.....	78,616.00	82,553.00
Special Fuel Tax	73,820.46	38,161.38
State/Tribal Compact Stamps.....	90,685,863.11	94,966,114.37
Sustaining Oklahoma Resources Fee	888,934.22	889,685.98
Telephone Surcharge	318,427.46	248,008.29
Tire Recycling Fee.....	17,623,822.54	17,678,551.20
Tobacco Products License.....	75,630.00	67,310.00
Tobacco Products Tax	68,529,649.22	69,157,262.60
Tourism Tax	0.00	0.00
Transport & Reclaimer Permits	46,505.00	32,705.00
Tribal Cigarette/Tobacco Payments.....	23,780,242.26	24,102,174.59
Use Tax (State Only)	551,083,324.69	478,095,993.60
Vehicle Revenue Tax Stamps.....	45,002.72	50,191.08
Wire Transmitter Fee	12,523,650.83	11,454,268.67
Workers' Comp. Insurance Premium Tax	6,531,693.16	6,245,742.35
Total Tax, License, Fee and Permit Collections..	\$ 13,344,457,093.66	\$ 11,550,652,916.72



**COMPARATIVE STATEMENT OF ALL TAX
COLLECTIONS OF THE PAST TWO YEARS**

	Fiscal Year 2021-2022	Fiscal Year 2020-2021
Miscellaneous Accounts		
Multiple Injury Trust Fund	\$ 51,935,614.06	\$ 49,687,127.27
Printing & Revolving Fund	4,709,764.32	4,657,512.83
Public Service Penalties	46,672.00	16,638.00
Tax Security Fund	370,550.00	437,601.00
Unapplied Payments	79,494.23	8,718.61
Unclassified Receipts	326,985.81	61,437.73
Total Miscellaneous Collections	\$ 57,469,080.42	\$ 54,869,035.44

Grand Total Collections*	\$ 13,401,926,174.08	\$ 11,605,521,952.16
---------------------------------------	-----------------------------	-----------------------------

* Excludes city/county sales, use, and lodging taxes.

APPORTIONMENT OF STATUTORY REVENUES

	Fiscal Year 2021-2022	Fiscal Year 2020-2021
ABATE Oklahoma.....	\$ 1,520.00	\$ 1,800.00
Ad Valorem Reimbursement Fund	48,797,854.50	43,099,365.73
Adoption Creates Families	850.00	875.00
Ag-N-Class Fund	5,688.00	5,784.00
Animal Friendly Revolving Fund.....	9,400.00	9,540.00
Attorney General Revolving Fund	160.00	240.00
Belle Maxine Hilliard Breast & Cervical Cancer Fund	754,536.22	789,256.59
Boy Scouts of America	540.00	600.00
Breast Cancer Fund	15,300.00	15,200.00
Buffalo Soldier License Plates.....	1,140.00	1,040.00
Cancer Center Service Revolving Fund	5,295,657.71	5,539,402.14
Certified 911 Entities.....	0.00	0.00
Child Abuse Prevention Fund	840.00	720.00
Children's Hospital Safe Kids Fund	40.00	0.00
Choose Life Assistance Revolving Fund	3,260.00	3,760.00
Circuit Engineering District Revolving Fund	5,330,353.66	3,427,347.83
Cities for Admissions Fee	0.00	0.00
Cities and Counties	20,563,909.76	21,091,159.45
Cities and Towns	51,623,056.59	51,531,450.79
Colleges and Universities	350,200.00	297,640.00
Color Oklahoma Revolving Fund.....	5,640.00	5,820.00
Commission on Marginally Prod. O&G Wells	0.00	0.00
Common Education Technical Fund.....	47,111,045.53	47,035,977.69
Community Water Infrastructure Dev. Rev. Fund	2,888,954.47	2,964,022.31
Community-Based Substance Abuse Rev. Fund.....	0.00	0.00
Compressed Natural Gas Conversion Safety Fund	228,533.00	177,387.00
Computer Enhancement Fund	12,586,043.69	16,071,802.49
Conservation Commission Infrastructure Revolving Fund	2,888,954.47	2,964,022.31

APPORTIONMENT OF STATUTORY REVENUES

	Fiscal Year 2021-2022	Fiscal Year 2020-2021
Constitutional Reserve Fund	\$ 104,804,890.29	\$ 29,972,329.98
Corporation Commission IFTA.....	2,349,653.99	17,565,877.04
Corporation Commission Plugging Fund.....	2,468,074.56	1,265,775.47
Corporation Commission Revolving Fund.....	1,000,000.00	1,000,000.00
Corporation Commission Storage Tank Regulation Revolving Fund	0.00	0.00
Counties Aircraft Manufacturing Fees	0.00	250.00
Counties for Admission Fees.....	0.00	0.00
Counties for Ad Valorem Distribution.....	23,336.00	8,319.01
Counties for Bridge & Road Improvement Fund.....	35,446,706.96	22,207,191.88
Counties for County Clerks.....	733,158.00	622,710.00
Counties for County Government.....	5,993,064.45	5,993,064.45
Counties for Roads.....	327,857,981.92	250,586,543.62
County Fair Enhancement Fund.....	0.00	0.00
County Govt. Education-Technical Rev. Fund	1,742,214.19	6,634,061.86
County Improvement Road and Bridge Rev. Fund..	90,000,000.00	78,000,000.01
County Road Fund	18,701,249.31	36,473,677.81
County Road Improvement Revolving Fund.....	26,138,425.71	26,138,425.71
Court Appointed Special Advocates	32,542.12	19,896.20
Crossing Christian School	1,140.00	1,340.00
Deer Creek Foundation	2,320.00	2,720.00
Dept. of Civil Emergency Management.....	2,522,002.01	2,491,363.68
Dept. of Commerce Revolving Fund	220.00	300.00
Dept. of Environmental Quality Revolving Fund.....	6,116,174.16	5,908,404.12
Dept. of Public Safety Revolving Fund	10,110,835.88	8,769,930.22
Downed Biker Association	2,200.00	1,820.00
DPS Imaging System Revolving Fund	5,523,865.50	4,688,754.25
DPS Patrol Vehicle Fund	850,000.00	850,000.00
DPS Restricted Fund.....	500,000.00	N.A.

APPORTIONMENT OF STATUTORY REVENUES

	Fiscal Year 2021-2022	Fiscal Year 2020-2021
Driving on Road Infrastructure with Vehicles of Electricity.....	\$ 596,276.00	\$ N.A.
Drug Abuse Education Revolving Fund.....	0.00	0.00
Drug and Alcohol Rehab Fund	3,700,737.84	10,155,403.71
Drug Money Laundering & Wire Transmitter Revolving Fund	12,523,650.83	11,454,268.67
Ducks Unlimited Special Plate.....	3,160.00	3,400.00
Eastern Red Cedar Revolving Fund.....	0.00	0.00
Education Reform Revolving Fund.....	889,808,367.95	1,050,663,202.85
EMT Death Benefit Revolving Fund Eff 1/1/10 (FKA Counties for EMT)	2,660.00	2,860.00
Energy Resources Revolving Fund	24,607,178.75	12,644,370.19
Environmental Education Revolving Fund.....	10,056.00	9,984.00
Environmental Trust Fund	0.00	0.00
Filmed in Oklahoma Program Revolving Fund.....	30,000,000.00	N.A.
Fireman's Museum & Building Memorial Fund.....	59,440.00	59,780.00
Folds of Honor Scholarship Program	9,985.50	19,033.00
4-H Club	200.00	220.00
45th Infantry Division Museum Fund	1,200.00	1,240.00
General Revenue Fund	8,143,023,953.08	6,675,776,157.94
Health Employee & Economy Improvement.....	37,808,105.27	39,548,277.65
Healthcare Enhancement Fund.....	150,775,558.83	158,506,724.57
Heartland Scholarship Fund	500.00	540.00
High Priority State Bridge Revolving Fund	6,312,743.76	5,806,037.37
Higher Education Capital Fund.....	47,111,045.53	47,035,977.69
Higher Education Facilities Revolving Fund	0.00	0.00
Higher Education Revolving Fund	251.08	139.15
Historic Greenwood Dist. Music Festival Fund.....	6,650.00	4,280.00
Historical Society Revolving Fund	1,160.00	1,020.00

APPORTIONMENT OF STATUTORY REVENUES

	Fiscal Year 2021-2022	Fiscal Year 2020-2021
Indigent Health Care Revolving Fund.....	\$ 0.00	\$ 0.00
Indigent Veteran Burial Revolving Fund	5,525.00	16,084.00
Intellectual Disabilities Revolving Fund	52,530.00	44,646.00
Interstate Oil Compact Fund.....	1,601,433.65	821,424.83
Jr. Livestock Auction Scholarship Fund	0.00	0.00
Lions Club Service Foundation.....	100.00	90.00
March of Dimes	100.00	40.00
Mental Health and Substance Abuse Fund	4,538,990.62	4,747,957.67
Monarch Butterfly	17,580.00	12,540.00
Motor Vehicle Driver Education Fund	900,000.00	900,000.00
Motorcycle Safety & Education Revolving Fund.....	378,999.00	374,571.00
Medical Marijuana Authority Fund	20,832,446.11	25,472,344.00
Multiple Injury Trust Fund	52,688,079.55	51,911,723.99
Multiple Sclerosis Society Fund.....	0.00	0.00
NASCAR Racing Plates	736.00	828.00
National Stock Car Association	64.00	72.00
Oil & Gas Division Revolving Fund.....	2,700,000.00	2,700,000.00
Okla. Dept. of Career & Tech. Educ. Ag. Rev. Fund - FFA	820.00	680.00
Oklahoma Aeronautics Revolving Fund	5,410,391.29	5,231,344.07
Oklahoma AIDS Care Revolving Fund	6,390.00	2,966.00
Oklahoma Building Bonds Sinking Fund	29,048,180.91	30,579,542.70
Oklahoma Common Schools.....	0.00	0.00
Oklahoma Cooperative Extension Service	521,010.83	N.A.
Okla Emergency Responders Assistance Program	4,380.00	11,699.00
Oklahoma Emergency Response System Stabilization and Improvement Rev. Fund.....	1,753,796.49	1,758,681.98
Oklahoma Film Enhancement Rebate Prog. Revolving Fund.....	8,000,000.00	8,000,000.00
Oklahoma Health Care Authority	45,214,536.06	47,295,552.10

APPORTIONMENT OF STATUTORY REVENUES

	Fiscal Year 2021-2022	Fiscal Year 2020-2021
Oklahoma Historical Society Capital Rev. Fund..... \$	1,595,952.13	\$ 1,595,952.13
Oklahoma Honor Flights.....	0.00	0.00
Oklahoma Horse Racing Commission Rev. Fund ...	1,115,697.66	1,092,903.45
Oklahoma Law Enforcement Retirement Fund	11,056,901.04	10,631,957.98
Oklahoma Leukemia and Lymphoma Rev. Fund.....	0.00	0.00
Oklahoma Local Development Enterprise Incentive Rebate	4,358,524.33	788,880.03
Oklahoma Lupus Revolving Fund	0.00	20.00
Oklahoma Pet Over-Population Fund.....	28,605.00	17,341.47
Oklahoma Road & Highway Maintenance.....	0.00	0.00
Oklahoma Route 66 Association	580.00	460.00
Oklahoma Silver-Haired Legislature & Alumni Association Program	2,015.00	1,091.00
Oklahoma Sports Eye Safety Program.....	0.00	0.00
Oklahoma Student Aid Revolving Fund.....	47,111,045.53	47,035,977.69
Oklahoma Tax Commission Fund.....	39,203,327.24 (a)	37,215,072.16
Oklahoma Tax Commission Reimbursement Fund .	15,003,418.46	12,372,166.29
Oklahoma Teacher Recruitment Rev. Fund.....	2,760.00	3,000.00
Oklahoma Teacher's Retirement Rev. Fund	420,233,078.69	273,345,411.30
Oklahoma Tennis Foundation.....	2,020.00	2,780.00
Oklahoma Tourism & Passenger Rail Rev. Fund	2,850,000.00	2,850,000.00
Oklahoma Tourism Capital Improvement Rev. Fund	10,367,910.00	10,367,910.00
Oklahoma Tourism Revolving Fund.....	5,757,235.89	5,757,235.89
Oklahoma Viticulture and Enology Center Dev.	350,000.00	350,000.00
Oklahoma Women Veterans Organization	3,100.00	2,920.00
Organ Donor Revolving Fund	206,977.67	226,570.43
OSU Center for Local Government Technology	4,610,945.65	N.A.
OSU Government Technology Reserve	78,151.62	N.A.
OSU Osteopathic Medicine Revolving Fund	5,295,657.71	5,539,402.14

APPORTIONMENT OF STATUTORY REVENUES

	Fiscal Year 2021-2022	Fiscal Year 2020-2021
Pancreatic Cancer Research Fund	\$ 1,260.00	\$ 1,360.00
Participating Tribes	31,657,720.22 (b)	28,839,448.00
Patriot License	11,460.00	11,100.00
Petroleum Storage Tank Indemnity Fund	25,138,017.62	19,748,662.25
Pittsburg State University	2,760.00	2,800.00
Public School Classroom Support Fund	30,330.00	18,016.20
Public Transit Revolving Fund	3,850,000.00	3,850,000.00
Quarter Horse Revolving Fund	2,620.00	2,480.00
Railroad Maintenance Revolving Fund	1,028,872.22	892,984.49
Rebuild Okla. Access & Driver Safety Fund	575,000,000.00	395,000,000.00
School Districts	436,197,230.88	368,153,077.28
Self Insurance Guaranty Fund	0.00	4,709.91
Special Occupational Health and Safety Fund	1,092,626.38	1,317,895.19
Special Prog. Assis. Rev. Fund Realtor's License ..	159,300.00	132,020.00
State Highway Construction & Maintenance Fund ..	4,411,086.04	4,102,019.33
State Public Common School Building Equalization Fund	35,641,414.86	N.A.
State Public Safety Fund	23,174,420.00	22,927,402.45
State Transportation Fund	209,961,918.31	193,817,378.75
State Regents Higher Education	0.00	0.00
Support of Domestic Violence/Sexual Assault Services	2.00	20.00
Support of Volunteer Fire Departments	0.00	0.00
Support Oklahoma Medicaid Program	0.00	0.00
Support Oklahoma National Guard	0.00	29.00
Support Our Troops Supporters	1,325.00	1,100.00
Support Program for Regional Food Banks	62,033.05	35,348.28
Sustaining Oklahoma Energy Resources	862,266.20	862,995.39
Telecommunications for Hearing Impaired Revolving Fund	318,427.46	33,652.75

APPORTIONMENT OF STATUTORY REVENUES

	Fiscal Year 2021-2022	Fiscal Year 2020-2021
Tobacco Prevention & Cessation Revolving Fund... \$	1,130,739.00	\$ 1,182,790.94
Tourism and Recreation Capital Expenditure Revolving Fund	2,888,954.47	2,964,022.31
Tourism Department Rev. Fund - Route 66	9,920.00	9,060.00
Tourism Department Rev. Fund - State Parks	13,432.00	12,075.00
Transfer to 1695A Qualified Aircraft Manufacturer Ad Valorem Rebate.....	0.00	0.00
Transfer to 1695A Quality Events.....	438,765.63	0.00
Transfer to 1695E Qualified Manufacturer Rebate..	222,952.78	127,399.56
Trauma Care Assistance Revolving Fund	15,208,844.59	14,761,879.56
Tribal License Plates	6,330,857.03	5,552,164.24
Tribal Trust Account 1695T	57,544,326.22	60,195,331.89
Tulsa Reconciliation Education & Scholarship Fund	0.00	0.00
Turnpike Authority Trust Fund	51,658,603.32	45,845,746.95
U.S. Olympic Committee	943.00	943.00
Used Tire Recycling Indemnity Fund.....	13,518,179.49	13,516,556.49
Urban Forest & Beauty Revolving Fund.....	6,900.00	6,860.00
Vocational-Technical Fund.....	251.08	139.15
Weigh Station Improvement Revolving Fund	3,000,000.00	6,000,000.00
Wildlife Conservation Fund.....	233,955.44	217,142.74
Wildlife Diversity Fund.....	90,653.00	80,496.00
Workers' Compensation Administrative Fund.....	1,750,000.00	0.00
Workers' Compensation Commission Rev. Fund	4,000,000.00	4,000,000.00
YMCA Youth and Government Program.....	15.00	110.00
911 Fee.....	34,396,702.34	34,063,640.09
Total Apportionment.....	\$ 12,471,706,490.83	\$ 10,523,300,581.92

(a) Includes \$15,270,342.98 apportioned to OTC fund from city/county sales, use, and lodging tax retention fees.

(b) This amount differs from apportionment chart because it includes payment to tribes along with participating tribes.

N.A. = Not Applicable



FISCAL YEAR 2021-2022 REVENUE AND APPORTIONMENT

WHERE IT CAME FROM		WHERE IT WENT	
Admission Fees	\$ 0.00	General Revenue Fund	\$ 0.00
		To Cities for Admission Fees..	0.00
		To Counties for Admission Fees	0.00
Aircraft Excise Tax	\$ 4,979,652.55	Oklahoma Aeronautics Revolving Fund	\$ 4,500,000.00
		General Revenue Fund	479,652.55
Aircraft License	\$ 848,260.43	Counties-Aircraft Mfg. Fees \$	0.00
		General Revenue Fund	26,780.85
		Oklahoma Aeronautics Revolving Fund	809,330.64
		Refunded	12,148.94
Alcoholic Beverage Tax	\$ 75,325,012.45	Cities and Towns	\$ 23,760,596.54
		General Revenue Fund	47,171,193.08
		Oklahoma Tax Comm. Fund ..	2,204,591.42
		Oklahoma Viticulture & Enology Center Dev.	350,000.00
		Refunded	1,838,631.41
Beverage License	\$ 158,188.41	Community Based Substance Abuse Revolving Fund	\$ 0.00
Cancelled Vouchers	20.00	General Revenue Fund	0.00
Balance, July 1, 2021	151,916.21	Refunded	1,025.00
		Reserve*	309,099.62
Beverage Tax	\$ 0.00	General Revenue Fund	\$ 0.00
Balance, July 1, 2021	1,376.00	Reserve*	1,376.00
Bingo Tax	\$ 31,256.34	General Revenue Fund	\$ 34,705.50
		Reserve*	(3,449.16)
Business Activity Tax		Ad Valorem Reimb. Fund	\$ 6.88
\$25 Pays	\$ 687.95	Education Reform Rev. Fund	57.35
Regular	619.01	General Revenue Fund	589.32
Balance, July 1, 2021	(34,597.00)	General Revenue Fund Payments in Lieu of Franchise	0.00
		Teachers Retirement Rev. Fund	34.40
		Reserve*	(33,977.99)



FISCAL YEAR 2021-2022 REVENUE AND APPORTIONMENT

WHERE IT CAME FROM		WHERE IT WENT	
Charity Games Tax	\$ 15,775.82	General Revenue Fund	\$ 12,326.66
		Reserve*	3,449.16
Cigarette License.....	\$ 73,880.00	Okla. Tax Commission	
		Reimbursement Fund.....	\$ 73,780.00
		Refunded	100.00
Cigarette Tax:		Belle Maxine Hilliard Breast and	
Original Rate Collections ..	\$ 29,054,145.93	Cervical Cancer Fund.....	\$ 444,675.45
New Rate Collections	101,264,701.75	Cancer Center Service	
HB1010XX Collections	128,229,185.02	Revolving Fund	3,122,834.52
		Cities and Counties.....	14,947,159.25
		Education Reform Rev. Fund.	2,091,995.91
		General Revenue Fund	16,442,885.83
		Health Care Enhancement Fund	128,229,185.02
		Health Employee and Economy	
		Improvement Fund	22,294,410.63
		Mental Health and Substance	
		Abuse Fund	2,678,159.02
		Oklahoma Building Bonds	
		Sinking Fund	29,048,180.91
		Oklahoma Emergency Response	
		System Stabilization &	
		Improvement Revolving Fund	0.00
		Oklahoma Health Care	
		Authority	26,660,315.15
		OSU Osteopathic Medicine	
		Revolving Fund	3,122,834.52
		Teachers Retirement Rev. Fund	1,010,626.06
		Tobacco Prevention and	
		Cessation Revolving Fund..	667,013.20
		Trauma Care Assistance	
		Revolving Fund	7,579,695.35
		Refunded	208,061.88



FISCAL YEAR 2021-2022 REVENUE AND APPORTIONMENT

WHERE IT CAME FROM		WHERE IT WENT	
Coin-Operated Device Decals and Distributor Permits		General Revenue Fund	\$ 1,772,970.80
and Distributor Permits	\$ 1,773,368.30	Refunded	397.50
Compressed Natural Gas....		Transfer.....	\$ 519,711.19
	\$ 523,457.25	Refunded	3,746.06
Computer Enhancement Fund.....		Computer Enhancement Fund	\$ 12,586,043.69
	\$ 27,856,386.67	OTC Fund	15,270,342.98
Controlled Dangerous Substance Tax		Drug Abuse Education Revolving Fund	\$ 0.00
	\$ 0.00		
County Clerk Fees		Counties for County Clerks..	\$ 733,158.00
Balance, July 1, 2021	716,398.37	Reserve*	116,112.31
	132,871.94		
Diesel Fuel Excise Tax		Circuit Engineering Dist. Revolving Fund	\$ 540,264.21
Collections	\$ 131,086,038.39	Corporation Comm IFTA.....	2,349,653.99
HB1010XX Collections	57,078,495.40	Counties for Roads	34,250,500.44
Cancelled Vouchers	8,203.85	Counties for Bridge & Road Improvement Fund.....	3,781,849.54
Balance, July 1, 2021	10,000,000.00	High Priority State Bridge Revolving Fund	1,564,515.14
		Participating Tribes	8,040,323.93
		Rebuild OK Access & Driver Safety Fund	57,078,495.40
		Education Reform Rev. Fund..	0.00
		State Transportation Fund	73,417,916.38
		Refunded	11,148,905.62
		Reserve*	6,000,312.99



FISCAL YEAR 2021-2022 REVENUE AND APPORTIONMENT

WHERE IT CAME FROM		WHERE IT WENT	
Documentary Stamp Tax\$	37,756,060.41	County Govt. Education- Technical Rev. Fund..... \$	1,742,214.19
Cancelled Vouchers	3,684.86	General Revenue Fund	30,791,754.02
		Oklahoma Cooperative Extension Service	521,010.83
		OSU Center for Local Govt. Technology	4,610,945.65
		OSU Govt Technology Reserve	78,151.62
		Refunded	15,668.96
Driving Record Fee\$	602,082.00	General Revenue Fund	\$ 602,082.00
Electric Co-op Tax	\$ 53,932,819.91	General Revenue Fund	\$ 2,696,641.08
		School Districts	51,236,178.83
Energy Resources Assessment	\$ 24,631,178.75	Energy Resources Revolving Fund.....	\$ 24,607,178.75
		Oklahoma Tax Comm. Fund ..	24,000.00
Estate Tax\$	875.00	General Revenue Fund	\$ 0.00
Balance, July 1, 2021	4,790.00	Reserve*	5,665.00
Farm Implement Tax Stamps \$	9,790.75	General Revenue Fund	\$ 9,790.75
Franchise Tax\$	59,942,583.90	General Revenue Fund	\$ 59,445,825.73
Cancelled Vouchers	3,556.75	Refunded	500,314.92
Freight Car Tax	\$ 1,028,872.22	Railroad Maint. Rev. Fund ...	\$ 1,028,872.22
Gasoline Tax		Circuit Engineering District Revolving Fund.....	\$ 1,221,390.50
Collections.....\$	319,209,754.44	#1695A to Cities and Towns...	5,478,725.33
HB1010XX Collections	58,608,686.96	Counties for Roads	87,761,875.20
Transfer	519,860.39	Counties for Bridge & Road Improvement Fund.....	6,711,803.82
Cancelled Vouchers	14,215.63	Education Reform Rev. Fund..	0.00
		General Revenue Fund	1,597,688.76



FISCAL YEAR 2021-2022 REVENUE AND APPORTIONMENT

WHERE IT CAME FROM

WHERE IT WENT

Gasoline Tax (continued)

High Priority State Bridge	
Revolving Fund	4,748,228.62
Oklahoma Aero. Rev. Fund....	92,996.65
Participating Tribes	16,675,933.61
Public Transit Revolving Fund	850,000.00
Rebuild OK Access & Driver	
Safety Fund	58,608,686.96
State Transportation Fund	134,320,369.86
Tourism & Passenger Rail	
Revolving Fund	850,000.00
Turnpike Authority Trust Fund	51,658,603.32
Refunded	3,776,527.78
Reserve*	3,999,687.01

Horse Track Gaming.....\$ 30,830,667.19

Education Reform Rev. Fund... \$	27,130,987.11
General Revenue Fund	3,699,680.08

Income Tax - Corporate.....\$ 986,688,548.77

Ad Valorem Reim. Fund..... \$	8,153,804.62
Constitutional Reserve Fund..	104,804,890.29
Compressed NG Conv. Safety	102,495.00
Educ. Reform Revolving Fund	134,537,776.24
General Revenue Fund	527,114,967.84
Teacher's Retirement	
Revolving Fund	40,769,023.09
Refunded Net of Cancelled	
Vouchers	171,205,591.69

Income Tax - Individual\$ 4,791,167,567.37
Amount Returned..... 1,168,927.75

Ad Valorem Reim. Fund..... \$	40,644,043.00
Compressed NG Conv. Safety..	126,038.00
Education Reform Rev. Fund	338,971,318.58
Filmed in Oklahoma Program	
Revolving Fund	30,000,000.00
General Revenue Fund	3,214,581,706.76
Oklahoma Film Enhancement	
Rebate Prog. Rev. Fund	8,000,000.00



FISCAL YEAR 2021-2022 REVENUE AND APPORTIONMENT

WHERE IT CAME FROM

Income Tax - Individual (continued)

Income Tax Check-Offs\$ 203,361.17
Balance, July 1, 2021 139.00

WHERE IT WENT

Okla. Tourism & Passenger
Rail Revolving Fund..... 2,000,000.00
Public Transit Rev. Fund..... 3,000,000.00
Rebuild Okla. Access & Driver
Safety Fund..... 223,987,016.34
Teacher's Retirement
Revolving Fund..... 203,220,214.96
Refunded Net of Cancelled
Vouchers..... 626,111,857.29
Economic Development
Pooled Finance Funds 25,590,447.62
Transfer to 1695Q - Quality
Jobs Incentive Payments... 46,699,916.34
Transfer to 1695W - Workers'
Comp Assessment Rebates 29,403,936.23

Blind & Deaf Fund..... \$ 0.00
Bombing Memorial Fund..... 0.00
Breast Cancer Fund..... 0.00
Capital Improvement Program 0.00
County Fair Enhancement Fund 0.00
Court Appointed Special Advocates 32,542.12
Dept. of Commerce Rev. Fund 0.00
Eastern Red Cedar Rev. Fund 0.00
Emergency Responders Assist Prog. 4,380.00
Folds of Honor Scholarship Prog. 6,585.50
Historic Greenwood District
Music Festival Fund 0.00
Indigent Health Care 0.00
Indigent Veteran Burial Rev. Fund 5,525.00
Jr. Livestock Auction Scholarship
Fund..... 0.00
Multiple Sclerosis Society Fund 0.00
OK AIDS Care Revolving Fund 6,390.00
Okla. Common Schools 0.00



FISCAL YEAR 2021-2022 REVENUE AND APPORTIONMENT

WHERE IT CAME FROM		WHERE IT WENT	
Income Tax Check-Offs (continued)		Okla. Honor Flights	0.00
		Okla. Leukemia & Lymphoma Revolving Fund	0.00
		Okla. Lupus Revolving Fund..	0.00
		Okla. Pet Overpopulation Fund	23,405.00
		Okla. Road & Highway Maintenance Fund	0.00
		Okla. Silver-Haired Legislature & Alumni Assoc. Program ..	2,015.00
		Okla. Sports Eye Safety Program	0.00
		Public School Classroom Support Fund	29,772.00
		Support of Domestic Violence Sexual Assault Services.....	2.00
		Support of Volunteer Fire Depts	0.00
		Support Okla. General Rev. Fund	7,425.50
		Support Okla. Medicaid Program	0.00
		Support Okla. Nat'l. Guard.....	0.00
		Support Program for Regional Food Banks	62,033.05
		Tulsa Reconciliation Education & Scholarship Fund	0.00
		Wildlife Diversity Fund	23,273.00
		YMCA Youth & Gov't. Program	15.00
		Reserve*	137.00
Liquefied Natural Gas	\$ 149.20	Transfer	\$ 149.20
Lodging Tax - City	\$ 3,216,065.36	#1695B to Cities & Towns	\$ 3,199,985.00
Interest Earned	1,471.81	Oklahoma Tax Comm. Fund ..	16,080.36
		Interest to Cities and Towns...	1,471.81
Lodging Tax - County	\$ 6,271,034.90	#1695B to Counties	\$ 6,239,550.10
Interest Earned	2,868.04	Oklahoma Tax Comm. Fund ..	31,354.51
		Interest to Counties	2,868.04
		Refunded	130.29



FISCAL YEAR 2021-2022 REVENUE AND APPORTIONMENT

WHERE IT CAME FROM	WHERE IT WENT
Medical Marijuana\$ 60,215,241.58	Drug & Alcohol Rehab Fund \$ 3,700,737.84 General Revenue Fund 0.00 OK Medical Marijuana Authority Fund..... 20,832,446.11 State Public Common School Building Equalization Fund 35,641,414.86 Refunded 40,642.77
Mixed Beverage Gross Receipts Tax\$ 96,068,152.10	General Revenue Fund \$ 95,983,076.42 Refunded 85,075.68
Motor Vehicle Collections:	
Motor Lic. Agent Remits ...\$ 845,758,798.07 Motor Vehicle Rental Tax.... 14,063,425.82 Driver License Reinstatement Fee..... 2,832,490.27 Overweight Truck Permits .. 14,510,761.50 Cancelled Vouchers 35,077.09	Cities and Towns..... \$ 22,383,734.72 Counties for Roads 82,276,851.39 County Government..... 5,993,064.45 County Improvement Road & Bridge Rev. Fund .. 90,000,000.00 County Road Fund..... 18,701,249.31 County Road Improvement Revolving Fund 26,138,425.71 Driving on Road Infrastructure with Vehicles of Electricity..... 596,276.00 DPS Imaging System Revolving Fund 5,523,865.50 DPS Patrol Vehicle Fund 850,000.00 DPS Revolving Fund 10,109,025.00 DPS Restricted Fund 500,000.00 General Revenue Fund 58,990,542.23 M.V. Driver Education Fund ... 900,000.00 Motorcycle Safety & Education Revolving Fund..... 378,999.00 Oklahoma Law Enforcement Retirement Fund 11,052,121.04



FISCAL YEAR 2021-2022 REVENUE AND APPORTIONMENT

WHERE IT CAME FROM

WHERE IT WENT

Motor Vehicle Collections (continued)

Oklahoma Tax Comm. Fund ..	1,069,525.67
OTC Reimbursement Fund....	3,028,985.94
Rebuild OK Access & Driver	
Safety Fund	235,325,801.30
School Districts	261,404,061.32
State Hwy. Construction &	
Maintenance Fund	4,411,086.04
State Public Safety Fund	23,174,420.00
State Transportation Fund	2,141,069.96
Trauma Care Assistance	
Revolving Fund	4,107,717.00
Tribal License Plates	6,330,857.03
Wildlife Conservation Fund....	233,955.44
Refunded	529,889.82
Transfer	1,049,028.88

Motor Fuel Special

Assessment Fee	\$ 33,608,817.36
Cancelled Vouchers	75.11

Corporation Comm. Fund	\$ 1,000,000.00
Corporation Comm. Storage	
Tank Regulation Rev. Fund	0.00
Dept. of Environmental	
Quality Revolving Fund	2,446,784.16
Environmental Trust Fund	0.00
Higher Education Facilities	
Revolving Fund	0.00
Participating Tribes	1,488,289.11
Petroleum Storage Tank	
Indemnity Fund	25,138,017.62
State Transportation Fund	0.00
Weigh Station Improvement	
Revolving Fund	3,000,000.00
Refunded	535,801.58



FISCAL YEAR 2021-2022 REVENUE AND APPORTIONMENT

WHERE IT CAME FROM		WHERE IT WENT	
Multiple Injury Trust Fund	\$ 51,935,614.06	Multiple Injury Trust Fund.....	\$ 51,906,386.39
		Refunded	29,227.67
NASCAR License Plates			
Transfer	\$ 2,933.00	General Revenue Fund	\$ 417.80
		NASCAR Racing Plates.....	736.00
		National Stock Car Association	64.00
		OTC Reimbursement Fund....	1,715.20
911 Fee	\$ 37,305,187.97	911 Fee	\$ 34,396,702.34
		Dept. of Civil Emerg. Mgmt....	2,522,002.01
		Oklahoma Tax Comm. Fund ..	378,272.33
		Refunded	8,211.29
Occupational Health and Safety Tax	\$ 1,092,626.38	General Revenue Fund	\$ 0.00
		Special Occupational Health and Safety Fund	1,092,626.38
Oklahoma Tax Commission Reimbursement	\$ 11,645,615.44	OTC Reimbursement Fund..	\$ 11,644,002.44
		Refunded	1,613.00
Organ Donor Program	\$ 209,068.36	Department of Public Safety	\$ 1,810.88
		Oklahoma Tax Comm. Fund ..	279.81
		Organ Donor Revolving Fund	206,977.67
Pari-Mutuel Tax	\$ 1,104,675.93	Oklahoma Horse Racing Rev. Fund	\$ 1,104,675.93
Petroleum Excise Tax on Gas	\$ 12,366,630.42	Corp. Comm. Plugging Fund	\$ 1,304,620.08
		General Revenue Fund	8,859,605.43
		Interstate Oil Compact Fund..	845,398.25
		Oil & Gas Div. Revolving Fund	1,350,000.00
		Refunded	7,006.66
Petroleum Excise Tax on Oil	\$ 11,054,386.57	Corp. Comm. Plugging Fund	\$ 1,163,454.48
		General Revenue Fund	7,783,659.25
		Interstate Oil Compact Fund..	756,035.40
		Oil & Gas Div. Revolving Fund	1,350,000.00
		Refunded	1,237.44



FISCAL YEAR 2021-2022 REVENUE AND APPORTIONMENT

WHERE IT CAME FROM		WHERE IT WENT	
Pick Six/Seven Wager	\$ 11,021.73	General Revenue Fund	\$ 0.00
		Oklahoma Horse Racing Revolving Fund.....	11,021.73
Prepaid Wireless 911 Fee....	\$ (32,974.75)	Certified 911 Entities	\$ 0.00
Balance, July 1, 2021	31,263.96	Oklahoma Tax Comm. Fund ..	0.00
		Reserve*	(1,710.79)
Printing & Revolving Fund \$	4,709,764.32	Oklahoma Tax Comm. Fund \$	4,709,764.32
Pro Sporting Event Ticket \$	1,700,166.00	General Revenue Fund	\$ 1,700,166.00
Public Service Penalties	\$ 46,672.00	Counties for Ad Valorem Distribution.	\$ 23,336.00
		General Revenue Fund	23,336.00
Registered Agents Fees.....	\$ 2,771,617.57	General Revenue Fund	\$ 2,771,617.57
Rural Electric Co-op License \$	5,326.07	General Revenue Fund	\$ 5,326.07
Sales Tax - State	\$ 2,820,170,827.34	Educ. Reform Rev. Fund.....	\$ 293,037,793.97
Cancelled Vouchers.....	258,434.15	General Revenue Fund	2,355,215,545.08
Interest Earned	1,296,369.61	Oklahoma Historical Society Capital Revolving Fund	1,362,391.27
		Oklahoma Tourism Rev. Fund	4,684,212.81
		Okla. Tourism Capital Improvement Rev. Fund	8,429,545.73
		Okla. Local Dev. Enterprise Incentive Rebate.....	4,320,762.58
		Teacher's Retirement Revolving Fund.....	140,075,427.32
		Transfer to 1695A - Quality Events.....	438,765.63
		Transfer to 1695E - Qualified Manufacturer Rebate.....	141,484.35
		Refunded	14,019,702.36



FISCAL YEAR 2021-2022 REVENUE AND APPORTIONMENT

WHERE IT CAME FROM		WHERE IT WENT	
Sales Tax - Motor Vehicle	\$ 174,825,952.74	Educ. Reform Rev. Fund.....	\$ 18,278,819.21
Interest Earned.....	80,148.50	General Revenue Fund	141,387,135.46
Cancelled Vouchers	3,627.57	Oklahoma Historical Society	
		Capital Revolving Fund.....	86,999.07
		Oklahoma Tourism Rev. Fund	315,787.19
		Okla. Tourism Capital	
		Improvement Rev. Fund.....	570,454.27
		Payments to Tribes.....	5,453,173.57
		Teacher's Retirement	
		Revolving Fund	8,737,485.29
		Refunded	79,874.75
Sales Tax - City	\$ 2,236,657,517.88	#1695B to Cities & Towns..	\$ 2,225,489,667.20
Interest Earned.....	1,015,129.20	Oklahoma Tax Comm. Fund ..	11,167,850.68
		Interest to Cities and Towns...	1,015,129.20
Sales Tax - County	\$ 373,830,701.61	#1695B to Counties	\$ 371,964,326.94
Interest Earned.....	169,562.61	Oklahoma Tax Comm. Fund ..	1,866,374.67
		Interest to Counties.....	169,562.61
Sales Tax Permits	\$ 713,217.50	General Revenue Fund	\$ 713,217.50
Sales Tax Vendors List	\$ 900.00	Oklahoma Tax Comm. Fund	\$ 900.00
Self Insurance Guaranty			
Fund.....	\$ 0.00	Self Insurance Guaranty Fund	\$ 0.00
Service Charge Fee	\$ 17,655.71	Oklahoma Tax Comm. Fund	\$ 17,655.71
Severance Tax on Gas	\$ 801,768,701.04	Counties for Roads	\$ 65,033,186.47
Cancelled Vouchers	1,613.65	General Revenue Fund	668,309,138.64
		School Districts	65,033,186.47
		Refunded	3,394,803.11



FISCAL YEAR 2021-2022 REVENUE AND APPORTIONMENT

WHERE IT CAME FROM		WHERE IT WENT	
Severance Tax on Oil	\$ 704,755,115.19	Circuit Engineering Dist.	
Cancelled Vouchers	960.68	Revolving Fund	\$ 3,568,550.43
		Common Education	
		Technical Fund	47,111,045.53
		Community Water Infrastructure	
		Development Rev. Fund	2,888,954.47
		Conservation Commission	
		Infrastructure Rev. Fund	2,888,954.47
		Counties for Roads	58,523,804.26
		Counties for Bridge and Road	
		Improvement Fund	24,952,015.02
		General Revenue Fund	406,414,059.17
		Higher Educ. Capital Fund	47,111,045.53
		Oklahoma Student Aid	
		Revolving Fund	47,111,045.53
		School Districts	58,523,804.26
		Tourism and Recreation Capital	
		Expenditure Rev. Fund	2,888,954.47
		Refunded	2,773,842.73
Special Fuel Decals	\$ 78,616.00	General Revenue Fund	\$ 20,622.21
		State Transportation Fund	57,953.79
		Refunded	40.00
Special Fuel Tax	\$ 73,820.46	Circuit Engineering Dist.	
		Revolving Fund	\$ 148.52
		Counties for Bridge & Road	
		Improvement Fund	1,038.58
		Counties for Roads	11,764.16
		General Revenue Fund	427.34
		State Transportation Fund	24,608.32
		Refunded	404.16
		Reserve*	35,429.38



FISCAL YEAR 2021-2022 REVENUE AND APPORTIONMENT

WHERE IT CAME FROM

Special License Plates:

Transfer\$ 1,046,095.88

WHERE IT WENT

ABATE Oklahoma	\$ 1,520.00
Adoption Creates Family.....	850.00
Ag-N-Class Fund	5,688.00
Animal Friendly Rev. Fund.....	9,400.00
Attorney General Rev. Fund ..	160.00
Boy Scouts of America.....	540.00
Breast Cancer Rev. Fund.....	15,300.00
Buffalo Soldier License Plates	1,140.00
Child Abuse Prevention Fund	840.00
Children's Hosp. Safe Kids Fund	40.00
Choose Life Assist. Rev. Fund	3,260.00
Colleges & Universities	350,200.00
Color Oklahoma Rev. Fund....	5,640.00
Crossing Christian School.....	1,140.00
Deer Creek Foundation.....	2,320.00
Dept. of Commerce Rev. Fund	220.00
Down Biker Association	2,200.00
Ducks Unlimited	3,160.00
EMT Death Benefit Rev. Fund	
Eff 1/1/10 (FKA Counties for EMT)	2,660.00
Education Reform Rev. Fund	251.09
Environmental Educ. Rev. Fund	10,056.00
Fireman's Museum and	
Building Memorial Fund	59,440.00
Folds of Honor Incorporated ..	3,400.00
4-H Club.....	200.00
45th Infantry Div. Museum Fund	1,200.00
Heartland Scholarship Fund ..	500.00
Higher Education Rev. Fund ..	251.08
Historic Greenwood Dist. Festival	6,650.00
Historical Society Rev. Fund ..	1,160.00
Intellectual Disabilites Rev. Fund	52,530.00



FISCAL YEAR 2021-2022 REVENUE AND APPORTIONMENT

WHERE IT CAME FROM

Special License Plates (continued)

WHERE IT WENT

Law Enforcement Retirement Fund	4,780.00
Lions Club Service Foundation	100.00
March of Dimes.....	100.00
Monarch Butterfly.....	17,580.00
Oklahoma Aeronautics Comm.	8,064.00
Okla. Dept. Career & Technology Education Ag. Rev. Fund - FFA	820.00
Okla. Pet Overpopulation Fund	5,200.00
Oklahoma Route 66 Association	580.00
Okla. Tax Comm. Reimb. Fund	179,304.88
Okla. Teacher Recruitment Rev. Fund	2,760.00
Okla. Tennis Foundation	2,020.00
Okla. Women Veterans Org ...	3,100.00
Pancreatic Cancer Research Fund	1,260.00
Patriot License	11,460.00
Pittsburg State University.....	2,760.00
Public School Classroom Support	558.00
Quarter Horse Revolving Fund	2,620.00
Spec. Prog. Assist. Rev. Fund Realtor's License	159,300.00
State Regents Higher Education	0.00
State Vocational Technical Fund	251.08
Support Our Troops Supporters	1,325.00
Teacher's Retirement Benefit Fund.....	1,661.75
Tourism Department Revolving Fund - Route 66.....	9,920.00
Tourism Department Revolving Fund - State Parks.....	13,432.00
U.S. Olympic Committee.....	943.00
Urban Forest & Beauty Rev. Fund	6,900.00
Wildlife Diversity Fund	67,380.00



FISCAL YEAR 2021-2022 REVENUE AND APPORTIONMENT

WHERE IT CAME FROM

WHERE IT WENT

State/Tribal Compact Stamps:

Original Cigarette	
Payments	\$ 10,132,046.85
New Rate Cigarette	
Payments	12,500,271.17
Tribal Trust Account 1695T	45,507,171.28
HB 1010XX Collections	22,546,373.81

Belle Maxine Hilliard Breast	
and Cervical Cancer Fund..	\$ 83,751.81
Cancer Center Service	
Revolving Fund	586,262.71
Original Rate General	
Revenue Fund	10,132,046.85
Health Employee & Econ.	
Improvement Fund	4,186,340.80
Mental Health & Substance	
Abuse Fund	501,260.86
Okla. Health Care Authority ...	5,007,608.67
OSU Osteopathic Medicine	
Revolving Fund	586,262.71
State Healthcare Enhancement	
Fund	22,546,373.81
Tobacco Prevention & Cessation	
Revolving Fund	125,002.73
Trauma Care Assist. Rev. Fund	1,423,780.88
Tribal Trust Acct. 1695T	45,507,171.28

Sustaining Energy

Resources Fee	\$ 888,934.22
----------------------------	----------------------

Comm. on Marginally Producing	
Oil & Gas Wells	\$ 0.00
Oklahoma Tax Commission Fund	26,668.02
Sustaining Okla. Energy Resources	862,266.20

Tax Security Fund	\$ 370,550.00
Balance, July 1, 2021	3,971,082.68
Cancelled Vouchers	1,500.00

Refunded	\$ 18,000.00
Reserve*	4,325,132.68

Telephone Surcharge	\$ 318,427.46
----------------------------------	----------------------

Telecommunications for Hearing	
Impaired Rev. Fund	\$ 318,427.46



FISCAL YEAR 2021-2022 REVENUE AND APPORTIONMENT

WHERE IT CAME FROM

Tire Recycling Fee.....\$ 17,623,822.54

Tobacco Products License \$ 75,630.00

Tobacco Products Tax:

Original Rate Collections.. \$ 30,552,972.47

New Rate Collections 37,976,676.75

WHERE IT WENT

\$2.50 Fee for Dept. of Environmental
Quality Revolving Fund..... \$ 3,079,096.00
Dept. of Environmental
Quality Revolving Fund 590,294.00
General Revenue Fund 203,243.27
Oklahoma Tax Comm. Fund .. 230,984.00
Used Tire Recycling
Indemnity Fund 13,518,179.49
Refunded 2,025.78

Oklahoma Tax Commission
Reimbursement Fund \$ 75,630.00

Belle Maxine Hilliard Breast and
Cervical Cancer Fund \$ 167,097.37
Cancer Center Service
Revolving Fund 1,173,479.32
Cities and Counties..... 5,616,750.51
Education Reform Rev. Fund 786,117.19
Original Rate General
Revenue Fund 30,552,972.47
New Rate General
Revenue Fund 6,178,805.30
Health Employee and Economy
Improvement Fund..... 8,377,654.90
Mental Health and Substance
Abuse Fund..... 1,006,381.93
Oklahoma Emergency Response
System Stabilization &
Improvement Revolving Fund 1,753,796.49
Okla. Health Care Authority ... 10,018,247.34
OSU Osteopathic Medicine
Revolving Fund 1,173,479.32



FISCAL YEAR 2021-2022 REVENUE AND APPORTIONMENT

WHERE IT CAME FROM		WHERE IT WENT	
Tobacco Products Tax (continued)		Teacher's Retirement Rev. Fund	379,766.77
		Tobacco Prevention and Cessation Rev. Fund.....	250,646.06
		Trauma Care Assist. Rev. Fund	1,094,454.25
Tourism Gross Receipts Tax ..\$	0.00	General Revenue Fund	\$ 0.00
Balance, July 1, 2021	112,975.34	OK Tourism Promotion Rev. Fund	0.00
		Reserve*	112,975.34
Transport and Reclaimer			
Permits	\$ 46,505.00	General Revenue Fund	\$ 46,505.00
Tribal Cigarette/Tobacco Payments:			
Original Cigarette Payments.....	\$ 834.73	Belle Maxine Hilliard Breast and Cervical Cancer Fund	\$ 59,011.59
New Rate Cig. Payments ...	2,903.39	Cancer Center Service Revolving Fund	413,081.16
Original Tobacco Payments	2,934,551.91	General Revenue Fund	2,935,386.64
New Rate Tobacco Payments	8,804,797.29	Health Employee and Economy Improvement Fund	2,949,698.94
Tribal Trust Account 1695T	12,037,154.94	Mental Health and Substance Abuse Fund.....	353,188.81
		Okla. Health Care Authority ...	3,528,364.90
		Okla. Emer. Response Sys. Stabilization & Improve Revolving Fund	0.00
		OSU Osteopathic Medicine Revolving Fund	413,081.16
		Tobacco Prevention and Cessation Rev. Fund.....	88,077.01
		Trauma Care Assist. Rev. Fund	1,003,197.11
		Tribal Trust Account 1695T	12,037,154.94
Unapplied Payments	\$ 79,494.23	Refunded	\$ 10,725.98
Balance, July 1, 2021	16,428.58	Reserve*	\$ 85,196.83



FISCAL YEAR 2021-2022 REVENUE AND APPORTIONMENT


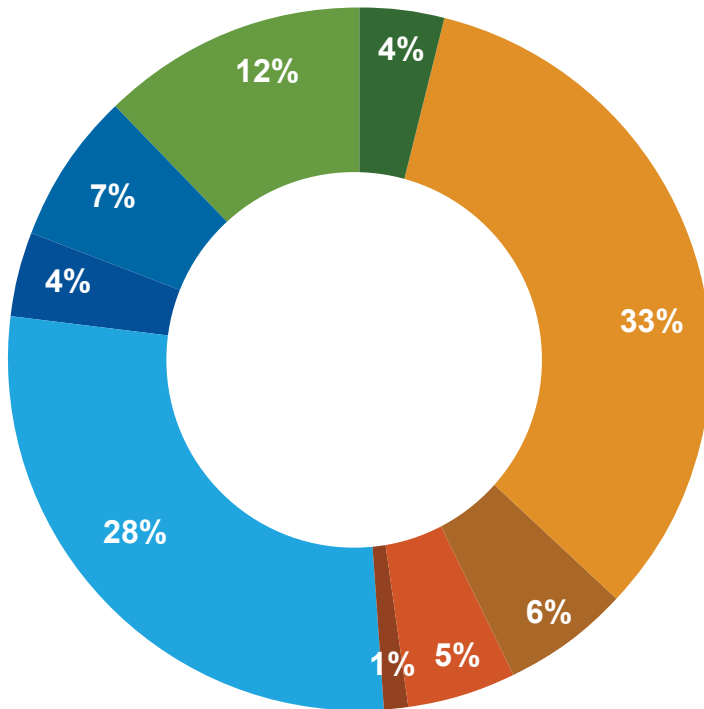
WHERE IT CAME FROM		WHERE IT WENT	
Unclassified Receipts	\$ 326,985.81	General Revenue Fund	\$ 0.00
Balance, July 1, 2021	(274,308.06)	Refunded	300.36
Cancelled Vouchers	2.00	Reserve*	52,379.39
Use Tax - State	\$ 551,083,324.69	Educ. Reform Rev. Fund.....	\$ 54,473,251.30
Interest Earned	270,448.55	Educ. Reform RF HB 1019XX	20,500,000.00
Cancelled Vouchers	270,056.86	General Revenue Fund	438,263,431.55
		Oklahoma Historical Society	
		Capital Rev. Fund	146,561.79
		Oklahoma Tourism Rev. Fund	757,235.89
		Oklahoma Tourism Capital	
		Improvement Rev. Fund.....	1,367,910.00
		Teacher's Retirement Fund....	26,038,839.05
		Transfer to 1695E - Qualified	
		Manufacturer Rebate	81,468.43
		Okla. Local Development	
		Enterprise Incentive Rebate	37,761.75
		Refunded	9,957,370.34
Use Tax - City	\$ 370,117,492.07	#1695U to Cities	\$ 368,267,046.36
Interest Earned	179,988.35	Oklahoma Tax Comm. Fund ..	1,850,445.71
		Interest to Cities	179,988.35
Use Tax - County	\$ 67,647,376.75	#1695U to Counties	\$ 67,309,139.70
Interest Earned	32,895.95	Oklahoma Tax Comm. Fund ..	338,237.05
		Interest to Counties.....	32,895.95
Vehicle Revenue Tax Stamps \$	45,002.72	General Revenue Fund	\$ 45,002.72
Wire Transmitter Fee	\$ 12,523,650.83	Drug Money Laundering & Wire	
		Transmitter Rev. Fund.....	\$ 12,523,650.83
Workers' Compensation		Multiple Injury Trust Fund....	\$ 781,693.16
Insurance Premium Tax \$	6,531,693.16	Workers' Comp Comm.	
		Rev. Fund	4,000,000.00
		Workers' Comp Admin Fund ..	1,750,000.00

**Reserve - Funds held in litigation or for other disposition.*



THE OKLAHOMA TAX DOLLAR FISCAL YEAR 2021-2022

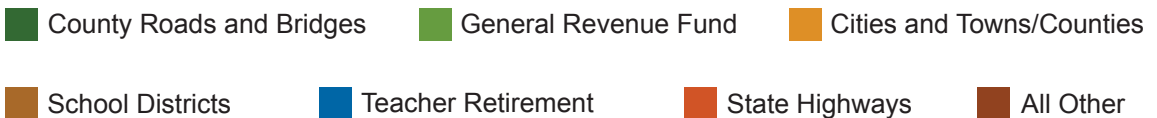
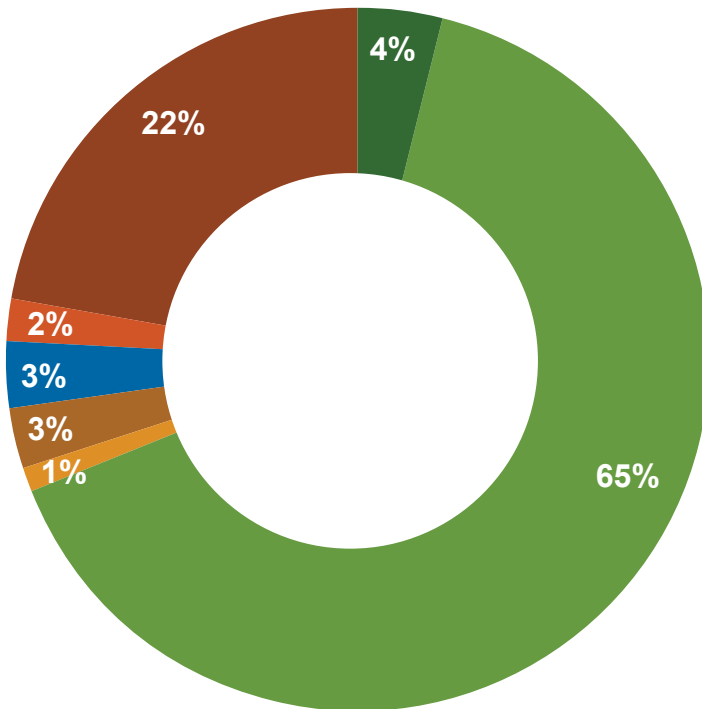
HOW FUNDS WERE PAID IN





THE OKLAHOMA TAX DOLLAR FISCAL YEAR 2021-2022

HOW FUNDS WERE ALLOCATED



COLLECTIONS FROM MAJOR TAX SOURCES FROM FISCAL YEAR 1988 TO 2022

FISCAL YEAR	ALCOHOLIC BEVERAGE TAX	BEVERAGE TAX AND LICENSE	CIGARETTE TAX AND LICENSE
1988-89	\$ 22,746,924.78	\$ 20,453,797.43	\$ 71,758,582.13
1989-90	21,322,343.54	20,964,717.45	64,844,874.31
1990-91	22,334,739.85	21,906,697.30	61,134,184.61
1991-92	24,484,489.08	21,904,683.97	59,938,189.24
1992-93	23,561,685.89	22,223,294.17	59,620,956.38
1993-94	21,640,310.12	23,223,491.26	58,720,852.35
1994-95	20,628,294.63	23,262,389.54	59,836,554.25
1995-96	21,262,454.53	23,541,345.18	59,410,347.29
1996-97	21,474,281.97	22,978,239.70	60,037,768.18
1997-98	21,553,557.26	22,954,286.87	59,185,348.52
1998-99	21,876,950.17	24,389,796.22	57,689,056.21
1999-00	22,723,044.83	24,116,660.13	54,962,083.60
2000-01	23,123,522.87	23,815,059.73	53,413,374.62
2001-02	23,203,429.51	24,513,301.28	50,194,174.41
2002-03	24,398,575.92	24,234,319.98	49,556,356.67
2003-04	25,300,218.24	24,811,245.00	47,400,129.71
2004-05	26,596,570.02	24,639,440.65	89,162,719.24
2005-06	27,609,293.01	25,093,114.22	171,367,929.40
2006-07	29,244,617.04	26,004,202.19	175,180,528.57
2007-08	31,210,006.85	26,444,356.75	183,809,900.77
2008-09	32,460,352.97	27,088,268.24	182,732,906.05
2009-10	32,588,698.20	26,467,227.89	179,591,949.68
2010-11	34,494,603.28	26,215,211.69	192,487,361.26
2011-12	35,776,423.62	26,074,043.43	202,381,480.54
2012-13	37,430,642.77	25,671,907.10	187,704,518.35
2013-14	39,088,073.03	25,184,759.04	174,976,464.15
2014-15	39,653,188.07	23,966,942.89	178,483,900.32
2015-16	40,292,200.59	24,284,410.33	176,429,527.59
2016-17	41,532,213.64	23,736,918.38	174,413,414.84
2017-18	42,579,090.70	23,072,578.83	174,538,716.91
2018-19	57,878,383.19	6,946,182.21	241,151,494.29
2019-20	65,262,995.02	81,038.22	276,289,380.80
2020-21	73,866,835.74	45,952.12	275,301,576.93
2021-22	75,325,012.45	158,188.41	258,621,912.70

COLLECTIONS FROM MAJOR TAX SOURCES FROM FISCAL YEAR 1988 TO 2022

FISCAL YEAR	CORPORATE FRANCHISE TAX	GASOLINE EXCISE TAX	GROSS PRODUCTION (SEVERANCE TAX)
1988-89	\$ 31,870,387.98	\$ 262,391,848.31	\$ 367,940,574.94
1989-90	30,151,869.50	257,946,909.29	396,017,037.36
1990-91	31,982,535.31	252,513,480.71	411,833,398.83
1991-92	34,473,871.18	255,085,238.03	352,833,539.38
1992-93	34,807,512.45	261,343,561.58	393,923,620.72
1993-94	33,137,308.23	270,081,640.25	366,920,185.64
1994-95	37,488,141.18	269,691,827.48	304,820,115.47
1995-96	37,061,721.02	277,570,832.38	319,872,733.61
1996-97	40,609,631.42	288,186,091.41	407,984,189.30
1997-98	43,252,598.30	295,453,185.30	355,203,676.44
1998-99	38,408,335.84	294,625,500.86	249,405,330.04
1999-00	44,020,388.09	297,860,742.94	404,797,409.32
2000-01	43,390,067.39	290,106,696.19	735,228,790.38
2001-02	43,985,617.30	299,449,743.40	411,466,717.16
2002-03	42,971,021.87	295,443,382.40	592,896,596.01
2003-04	42,689,670.78	302,800,579.83	691,778,683.23
2004-05	42,094,064.80	302,625,479.28	863,919,366.55
2005-06	44,019,735.24	313,105,945.98	1,153,000,310.87
2006-07	46,131,517.38	282,451,545.32	987,972,285.22
2007-08	49,368,021.18	287,351,081.20	1,249,985,305.22
2008-09	49,256,040.31	305,202,959.77	1,158,639,144.86
2009-10	47,610,979.71	302,482,633.39	857,470,763.78
2010-11	29,648,467.84	301,155,918.90	964,935,883.60
2011-12	1,975,309.22	301,269,750.04	882,660,378.39
2012-13	459,493.66	298,168,227.27	702,508,729.05
2013-14	5,867,924.27	301,612,900.45	843,708,333.99
2014-15	55,707,796.99	307,941,182.18	683,517,351.27
2015-16	52,909,719.25	330,415,610.57	355,906,162.62
2016-17	50,127,533.39	308,079,273.04	429,814,536.05
2017-18	58,896,540.51	318,401,176.32	683,955,074.08
2018-19	55,299,200.43	365,224,694.22	1,153,137,995.05
2019-20	50,326,992.32	365,876,212.11	815,684,230.19
2020-21	53,089,913.12	359,219,486.56	742,178,565.17
2021-22	59,942,583.90	377,818,441.40	1,506,523,816.23

COLLECTIONS FROM MAJOR TAX SOURCES FROM FISCAL YEAR 1988 TO 2022

FISCAL YEAR	TOTAL INCOME TAX	SALES TAX (STATE ONLY)
1988-89	\$ 1,212,735,586.14	\$ 741,154,594.19
1989-90	1,273,244,733.30	797,801,533.18
1990-91	1,537,508,655.15	914,166,144.94
1991-92	1,575,105,747.43	933,260,371.13
1992-93	1,663,795,466.66	963,946,124.46
1993-94	1,740,972,482.42	1,037,995,359.77
1994-95	1,854,084,640.35	1,082,606,025.06
1995-96	1,970,190,154.03	1,140,278,257.32
1996-97	2,188,886,965.94	1,196,522,747.55
1997-98	2,433,543,442.27	1,250,691,551.19
1998-99	2,608,552,852.35	1,304,901,412.95
1999-00	2,730,883,008.94	1,373,889,863.62
2000-01	2,905,674,203.95	1,457,854,666.44
2001-02	2,985,724,811.66	1,455,966,209.97
2002-03	2,874,367,248.65	1,422,902,928.14
2003-04	3,063,040,440.43	1,515,360,556.51
2004-05	3,327,902,994.54	1,574,890,574.21
2005-06	3,785,151,544.62	1,721,568,174.17
2006-07	4,041,754,427.28	1,820,605,119.63
2007-08	3,890,555,000.24	1,972,101,510.49
2008-09	3,715,023,639.59	2,015,216,791.35
2009-10	3,266,190,476.83	1,836,118,059.69
2010-11	3,496,279,755.36	2,010,705,806.12
2011-12	3,855,827,402.18	2,203,993,461.60
2012-13	4,123,861,207.68	2,309,126,244.67
2013-14	4,133,952,988.18	2,368,921,430.67
2014-15	4,403,728,604.96	2,429,396,978.62
2015-16	4,123,673,338.04	2,288,638,150.35
2016-17	3,925,108,918.62	2,226,863,948.01
2017-18	4,259,870,234.54	2,433,040,054.98
2018-19	4,600,342,684.41	2,530,156,968.02
2019-20	4,373,571,863.36	2,396,105,189.68
2020-21	5,318,643,831.81	2,471,428,426.81
2021-22	5,777,856,116.14	2,820,170,827.34

COLLECTIONS FROM MAJOR TAX SOURCES FROM FISCAL YEAR 1988 TO 2022

FISCAL YEAR	TOBACCO PRODUCTS TAX AND LICENSE
1988-89	\$ 7,775,579.86
1989-90	8,261,426.15
1990-91	8,605,095.01
1991-92	9,011,092.56
1992-93	9,665,004.32
1993-94	10,622,914.27
1994-95	11,307,777.31
1995-96	11,256,302.12
1996-97	11,205,801.61
1997-98	11,073,449.68
1998-99	11,798,115.22
1999-00	11,912,561.93
2000-01	12,001,630.60
2001-02	11,496,852.26
2002-03	12,284,532.09
2003-04	12,424,875.82
2004-05	18,708,447.75
2005-06	27,096,112.12
2006-07	26,373,544.15
2007-08	27,222,520.09
2008-09	28,359,841.56
2009-10	30,006,855.67
2010-11	35,056,774.90
2011-12	38,296,123.50
2012-13	40,613,790.07
2013-14	44,281,383.95
2014-15	49,153,256.75
2015-16	53,214,959.67
2016-17	55,441,948.95
2017-18	57,796,291.12
2018-19	60,987,864.10
2019-20	62,899,104.89
2020-21	69,224,572.60
2021-22	68,605,279.22



OKLAHOMA Tax Commission

Oklahoma City, OK 73194

