

Governor Kevin Stitt,

Member Ex-Officio

Gene Love,

Chairman

John D. Jones,

Vice-Chairman

Dana Weber,

Secretary / Treasurer

Will Berry,

Member

Todd Cone,

Member

John Titsworth,

Member

Tim J. Gatz,

Secretary of Transportation



OKLAHOMA
Turnpike Authority

**Oklahoma Turnpike Authority
Report to Bondholders
Fourth Quarter 2022**

Tim J. Gatz
Secretary of Transportation and Executive Director



OKLAHOMA Turnpike Authority

3500 Martin Luther King Ave. • P.O. Box 11357 • Oklahoma City, OK 73136-0357 • 405/425-3600 • Fax: 405/427-8246 • www.pikepass.com

Dear Oklahoma Turnpike Authority Bondholders:

During the fourth quarter of 2022, the OTA continued expanding PlatePay, its cashless tolling process, to the remaining tolling locations on the Cimarron Turnpike. Cashless tolling improves safety, traffic flow and reduces equipment maintenance costs by removing equipment that is required to support cash transactions. Conversion of the Cherokee and Creek Turnpikes are anticipated during the first quarter of 2023. PlatePay revenue represents 9.0% of net toll revenue for the fourth quarter of 2022.

For the fourth quarter of 2022, net toll revenues declined over the prior year fourth quarter. Net toll revenues for the fourth quarter of 2022 reported at \$93.1 million, a decrease compared to \$95.8 million when compared to the same period last year. Fourth quarter toll transactions were approximately 51.1 million, a decrease from the prior year 51.8 million transactions. Heavy truck traffic increased by 7.0% over the same period last year, although passenger traffic did experience a decline in the fourth quarter. The Gilcrease Expressway, which opened to the public in mid-November 2022, reported over \$0.3 million in toll revenue and total transactions of approximately 0.4 million.

Year-to-date revenue fund operating expenses reported at \$108.4 million, operating at 10.4% under the 2022 operating budget. Senior and total debt service ratios remain in compliance with the minimum trust requirements. Total debt service coverage exceeds minimum trust requirements on a rolling twelve-month basis by approximately 164%.

Chart 1: Two-Year Comparison of Toll Revenues

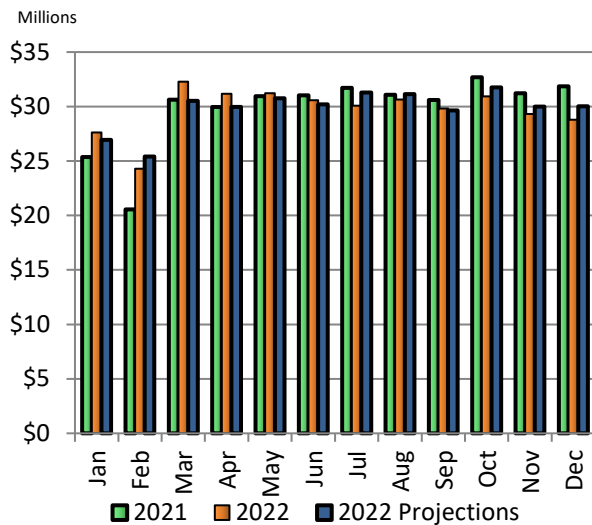


Chart 2: 2022 Revenues - Actual vs. Projections (Cumulative)

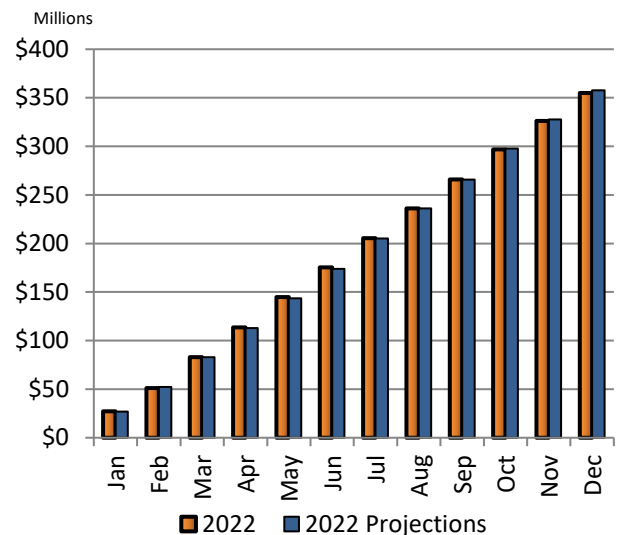


Chart 3: 2022 Operating Expenses – Actual vs. Budget Revenue Fund Only (Cumulative)

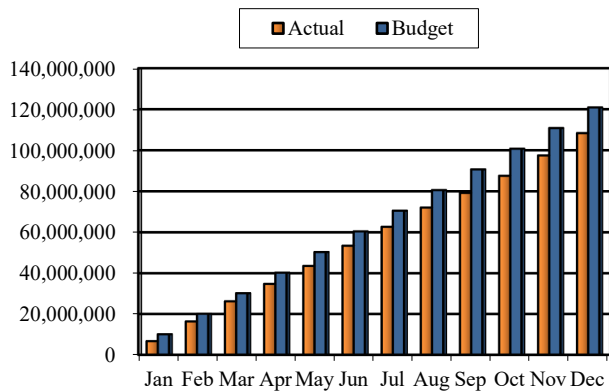
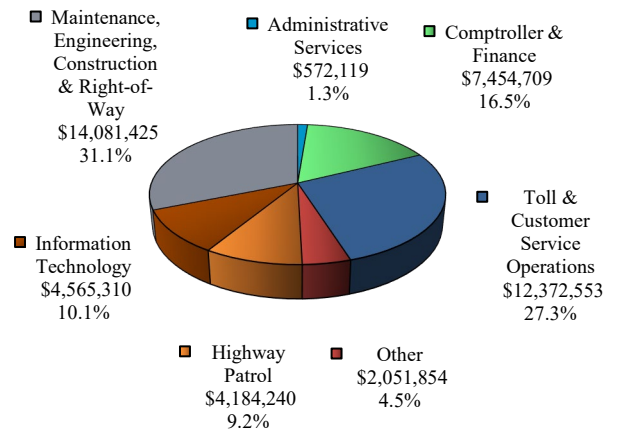


Chart 4: Operating Expenses by Division-All Funds For the Quarter Ended December 31, 2022



Fourth Quarter Highlights:

- The Authority adopted the calendar year 2023 Annual Budget in December. The 2023 Annual Budget includes a total of \$137.8 million for the Operating and Maintenance Budget. Consistent with the current and prior years, division managers will monitor spending levels and make necessary efforts to keep costs at or below budgeted levels. The 2023 Annual Budget also includes estimated expenditures for the Capital Plan of \$161.4 million. Additionally, the required Reserve Maintenance deposits for 2023 in the amount of \$41.1 million have been certified by the Consulting Engineer.
- Construction activity continued on the Turner Turnpike at SH-66 with the on-going construction of a new westbound fly-over bridge. This project is the last in the Driving Forward program and was approximately 47% complete at the end of the fourth quarter. The OTA continued its Capital Plan reinvestment with rehabilitation and reconstruction projects across the System. Pavement rehabilitation continued along the Will Rogers Turnpike and reconstruction of a county bridge over the Will Rogers Turnpike continued near Vinita. Additionally, reconstruction of the interchange of the Cimarron Turnpike and SH-99 includes the removal of previous cash tolling structures. Cable barrier installation remains ongoing on the Indian Nation Turnpike.
- The OTA’s cashless conversions continued across portions of the Turnpike System. The Cimarron Turnpike became fully cashless in December 2022. The Creek and Cherokee Turnpikes are anticipated to become fully cashless in the first quarter of 2023. The OTA anticipates a conversion of the remainder of the Turnpike System to cashless tolling by the end of 2024.
- The Gilcrease Expressway Turnpike opened to the public on November 14, 2022. Completion of final punch list items is expected in March 2023. This project began in January 2020 and consists of approximately five miles of new alignment, including a new bridge crossing at the Arkansas River. This new alignment opened as a cashless facility.
- Design for the ACCESS Oklahoma: Advancing and Connecting Communities and Economies Safely Statewide (ACCESS) is underway, with numerous projects nearing the 30% plan stage.
- Design work continued for several other Capital Plans projects across the System. These projects include pavement rehabilitation, bridge rehabilitation, dowel bar retrofit and diamond-grind (resurfacing), center median cable barrier, interchange modifications, a service plaza redevelopment, and numerous cashless tolling conversion projects across the System. Ten projects are scheduled to be advertised and let to construction in the first quarter of 2023.

- In the fourth quarter, the Maintenance Division, supplementing labor through supervised inmates and contractors, completed various other System repairs. With combined efforts, approximately 348,000 linear feet of joints and cracks were sealed and nearly 1,400 square yards of drainage repairs were completed. The Maintenance Division also performed brush and weed control and maintained approximately 6,600 acres of vegetation management.
- As of December 31, 2022, the total number of active *PIKEPASS* tags exceeded 2.3 million, an increase of 7.5% when compared to the same time last year. This increase is partially attributable to the number of PlatePay customers who have transitioned to new *PIKEPASS* customers. *PIKEPASS* patrons continued to take advantage of the *PIKEPASS* volume discount program with approximately \$1.5 million in discounts issued to frequent patrons of the System during the fourth quarter of 2022. The Customer Service Division continued to assist customers with questions regarding interoperable transactions, PlatePay issues and other general information.
- The OHP troopers continued their efforts to achieve safe patron travel through several enforcement programs. In the fourth quarter of 2022, OHP troopers made approximately 13,000 violator contacts and assisted over 2,500 motorists.

Respectfully,

Gene Love
Chairman of the Authority

Tim J. Gatz
Secretary of Transportation and Executive Director of the Authority

**OKLAHOMA TURNPIKE AUTHORITY
TABLE OF CONTENTS
December 31, 2022**

Schedule	Page
Statements of Net Position	1
Schedule of Deposits and Withdrawals	2
Statements of Revenues, Expenses and Changes in Net Position	3
Statement of Revenues - Total All Turnpikes	4
Statement of Revenues - Turner Turnpike	5
Statement of Revenues - Will Rogers Turnpike	6
Statement of Revenues - H. E. Bailey Turnpike	7
Statement of Revenues - Muskogee Turnpike	8
Statement of Revenues - Indian Nation Turnpike	9
Statement of Revenues - Cimarron Turnpike	10
Statement of Revenues - John Kilpatrick Turnpike	11
Statement of Revenues - Southwest John Kilpatrick Turnpike	12
Statement of Revenues - Cherokee Turnpike	13
Statement of Revenues - Chickasaw Turnpike	14
Statement of Revenues - Creek Turnpike	15
Statement of Revenues - Kickapoo Turnpike	16
Statement of Revenues - Gilcrease Expressway	17
Schedule of Cash, Cash Equivalents and Investments	18
Schedule of Bonds Issued, Retired, Defeased and Outstanding	22
Schedule of Sales of Surplus Property	22

Prepared by the Comptroller Division

*****PRELIMINARY AND UNAUDITED*******Oklahoma Turnpike Authority
Statements of Net Position
December 31, 2022 and 2021**

	<u>2022</u>	<u>2021</u>
Assets:		
Current assets:		
Cash and cash equivalents-unrestricted	\$ 232,710,374	\$ 247,490,145
Investments-unrestricted	11,491,066	12,606,690
Cash and cash equivalents - restricted	127,038,498	173,724,850
Investments-restricted	59,427,059	92,988,405
Accounts receivable	20,295,510	14,996,790
Accrued interest receivable-unrestricted	71,421	59,658
Accrued interest receivable-restricted	862,543	2,103,099
Tag inventory	3,044,639	3,191,120
Materials inventory	7,914,601	8,640,535
Prepaid expenses	1,433,566	282,206
Total current assets	<u>464,289,277</u>	<u>556,083,498</u>
Noncurrent assets:		
Cash and cash equivalents - restricted	28,120,943	23,135,117
Investments-restricted	155,114,563	172,333,635
Total noncurrent cash, cash equivalents and investments	<u>183,235,506</u>	<u>195,468,752</u>
Capital assets:		
Depreciable, net	1,308,870,439	1,154,631,977
Land	289,465,672	297,605,153
Construction work in progress	978,932,938	902,835,921
Net capital assets	<u>2,577,269,049</u>	<u>2,355,073,051</u>
Net OPEB asset	1,598,507	1,598,507
Net pension asset	15,605,276	15,605,276
Total noncurrent assets	<u>2,777,708,338</u>	<u>2,567,745,586</u>
Total assets	<u>3,241,997,615</u>	<u>3,123,829,084</u>
Deferred Outflows of Resources:		
Unamortized net deferred debit on refunding	45,548,194	54,841,442
Related to pensions	2,945,538	2,945,538
Related to OPEB	485,278	485,278
Total deferred outflows of resources	<u>48,979,010</u>	<u>58,272,258</u>
Liabilities:		
Current liabilities:		
Accounts payable and accrued expenses	47,281,642	24,083,652
Payable from restricted assets:		
Accounts payable and accrued expenses	6,789,113	11,560,046
Accrued interest payable	35,707,295	36,477,408
Unearned revenue	47,182,735	44,704,090
Arbitrage rebate payable to U.S. Treasury	217,677	1,220,158
Current notes payable and long-term debt	67,250,000	56,345,000
Total current liabilities	<u>204,428,462</u>	<u>174,390,354</u>
Noncurrent liabilities:		
Accounts payable and accrued expenses	2,295,629	2,171,316
Net OPEB liability	2,036,768	2,036,768
Note Payable	120,116,133	-
Long-term debt, net of unamortized net premiums of \$125,196,041 and \$137,416,186 in 2022 and 2021, respectively	1,761,836,041	1,841,306,186
Payable to Department of Transportation	54,668,438	54,201,683
Total noncurrent liabilities	<u>1,940,953,009</u>	<u>1,899,715,953</u>
Total liabilities	<u>2,145,381,471</u>	<u>2,074,106,307</u>
Deferred Inflows of Resources:		
Unamortized net deferred credit on refunding	9,528,685	10,559,907
Related to pensions	17,874,181	17,874,181
Related to OPEB	1,945,448	1,945,448
Total deferred inflows of resources	<u>29,348,314</u>	<u>30,379,536</u>
Net Position:		
Invested in capital assets, net of related debt	703,045,538	577,634,922
Restricted for debt service	154,455,813	155,013,054
Restricted for reserve maintenance	28,185,279	59,476,569
Restricted for pension	17,203,783	17,203,783
Unrestricted	213,356,427	268,287,171
Total net position	<u>\$ 1,116,246,840</u>	<u>\$ 1,077,615,499</u>

**Oklahoma Turnpike Authority
Schedule of Deposits and Withdrawals
For the Quarter Ending December 31, 2022**

Account	Beginning Book Balance	Receipts or Deposits	Withdrawals or Payments	Ending Book Balance
2017 Debt service accounts	39,467,671	47,947,825	27,375,154	60,040,342
2018 Debt service accounts	3,767,441	8,786,831	5,019,391	7,534,881
2020 Debt service accounts	24,771,786	23,398,470	13,356,684	34,813,572
Revenue Bond Reserve account	136,251,139	5,420,193	4,717,563	136,953,769
Revenue fund	46,104,964	439,504,275	446,201,088	39,408,151
Reserve Maintenance fund	37,893,069	52,311,933	58,542,822	31,662,180
General fund	222,157,245	1,103,979,041	1,121,342,997	204,793,289
Motor Fuel Tax Trust fund	45,862,316	46,075,776	45,656,355	46,281,737
2017 Construction funds	480,926	487,946	968,252	620
2018 Construction funds	3,673,725	7,405,472	11,076,242	2,955
PIKEPASS account	51,126,804	88,342,691	89,330,370	50,139,125
Gilcrease Expressway funds	21,105,947	630,294,168	649,128,233	2,271,882
Total	<u>\$ 632,663,033</u>			<u>\$ 613,902,503</u>
				Cash & Cash Equivalents-unrestricted \$ 232,710,374
				Investments-unrestricted 11,491,066
				Cash & Cash Equivalents-restricted 155,159,441
				Investments-restricted 214,541,622
			Total	<u>\$ 613,902,503</u>

PRELIMINARY AND UNAUDITED

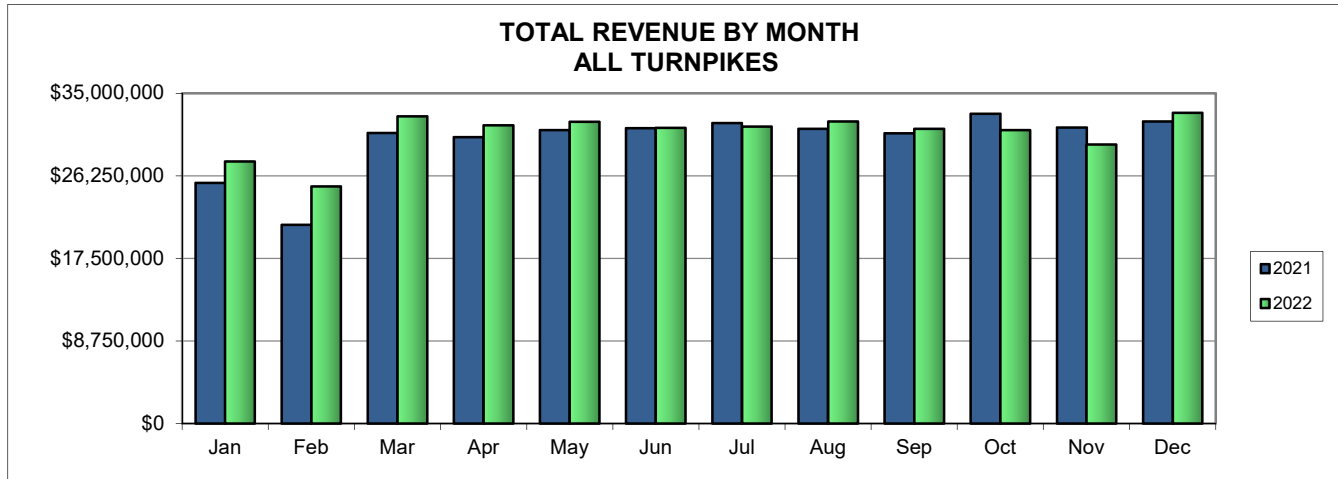
Oklahoma Turnpike Authority
Statements of Revenues, Expenses and Changes in Net Position
For the Quarters Ended and Year to Date December 31, 2022 and 2021

	2022 Current Quarter	2021 Current Quarter	2022 Year to Date	2021 Year to Date
Operating revenues:				
Tolls	\$ 93,111,256	\$ 95,763,910	\$ 359,054,214	\$ 357,624,786
Concessions	471,878	462,212	3,141,809	2,537,822
Total operating revenues	93,583,134	96,226,122	362,196,023	360,162,608
Operating expenses:				
Toll Operations	7,817,197	6,398,264	25,677,968	27,045,028
Turnpike Maintenance	9,745,012	2,428,264	31,507,679	23,516,637
Engineering	640,809	569,075	2,599,471	3,193,727
Construction	3,443,209	1,124,685	7,626,668	1,907,947
Right-of-Way and Utility	252,395	-	686,709	-
Highway Patrol	4,184,240	5,427,431	18,135,710	19,656,672
Customer Service	4,555,356	5,148,123	15,743,086	14,756,417
Administrative Services	572,119	408,031	2,403,925	2,321,217
Information Technology	4,565,310	4,107,564	13,750,955	12,498,032
Comptroller and Cash Management	6,727,581	157,503	18,186,777	1,180,198
Finance and Revenue	727,128	636,971	2,069,461	1,590,502
Operations Support	-	2,930,856	-	6,541,616
Executive Authority	2,047,959	943,353	5,958,799	4,077,203
	3,895	1,032	7,597	3,878
Total operating expenses before depreciation and amortization	45,282,210	30,281,152	144,354,805	118,289,074
Operating income before depreciation and amortization	48,300,924	65,944,970	217,841,218	241,873,534
Depreciation and amortization	(27,211,737)	(24,440,623)	(106,460,717)	(94,663,107)
Operating income	21,089,187	41,504,347	111,380,501	147,210,427
Non-operating revenues (expenses):				
Interest earned on investments	3,701,462	1,099,180	8,594,842	4,830,811
Net increase (decrease) in fair value of investments	1,921,908	(588,607)	(25,798,529)	(2,131,520)
Interest expense on revenue bonds outstanding	(16,406,877)	(17,109,925)	(66,746,256)	(69,745,392)
Other revenues	3,670,195	5,990,135	11,200,783	13,901,134
Contributed revenue	-	-	-	1,691,921
Net non-operating revenues (expenses)	(7,113,312)	(10,609,217)	(72,749,160)	(51,453,046)
Change in net position	13,975,875	30,895,130	38,631,341	95,757,381
Total net position, beginning of the quarter	1,102,270,965	1,046,720,369	1,077,615,499	981,858,118
Total net position, end of the quarter	\$ 1,116,246,840	\$ 1,077,615,499	\$ 1,116,246,840	\$ 1,077,615,499
Other relevant data:				
Motor fuel tax received	\$ 12,142,903	\$ 13,228,753	\$ 50,385,631	\$ 49,216,419
Reserve maintenance deposits made	7,311,050	-	21,933,170	-
Debt interest deposits (net of interest earned on debt service accounts)	17,411,213	17,953,761	70,010,828	63,617,961
Debt principal deposits (net of interest earned on debt service accounts)	16,424,363	14,084,366	66,704,653	56,340,653
		Required Coverage Ratio	Actual Coverage Ratio	Actual Coverage Ratio
Senior Debt Service Coverage Ratio		120%	235%	257%
Total Debt Service Coverage Ratio		100%	164%	208%

**STATEMENT OF REVENUES
CURRENT QUARTER AND SAME QUARTER PRIOR YEAR
TOTAL ALL TURNPIKES**

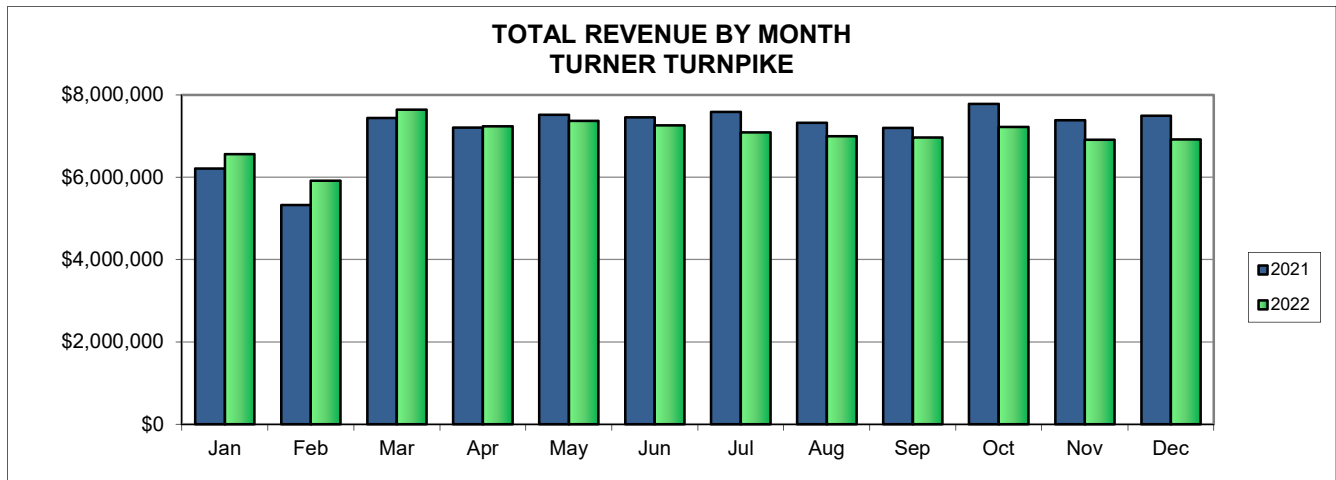
<u>Class of Vehicle</u>	<u>Revenue</u>	<u>Vehicle Miles Traveled</u>	<u>Number of Transactions</u>
Quarter ended December 2022			
Two Axle Vehicles	\$ 53,069,917	766,027,988	44,351,564
Three Axle Vehicles	1,778,517	20,358,016	779,196
Four Axle Vehicles	1,446,671	11,789,765	389,644
Five Axle Vehicles	30,541,114	147,935,475	3,467,809
Six Axles Vehicles	921,647	3,688,997	101,758
Shaped Based Small	4,844,437	24,957,320	1,826,266
Shaped Based Medium	70,796	457,186	37,396
Shaped Based Large	438,157	1,597,575	98,135
Total	\$ 93,111,256	976,812,322	51,051,768
Concession Revenue	471,878		
Total Revenue	\$ 93,583,134		
% Decrease from prior year quarter	<u>(2.75%)</u>		

Quarter ended December 2021			
Two Axle Vehicles	\$ 58,911,294	812,439,316	47,170,849
Three Axle Vehicles	1,945,609	21,729,257	771,698
Four Axle Vehicles	1,875,927	13,713,182	432,805
Five Axle Vehicles	32,045,813	152,774,341	3,324,159
Six Axles Vehicles	985,267	3,878,204	102,985
Total	\$ 95,763,910	1,004,534,300	51,802,496
Concession Revenue	462,212		
Total Revenue	\$ 96,226,122		



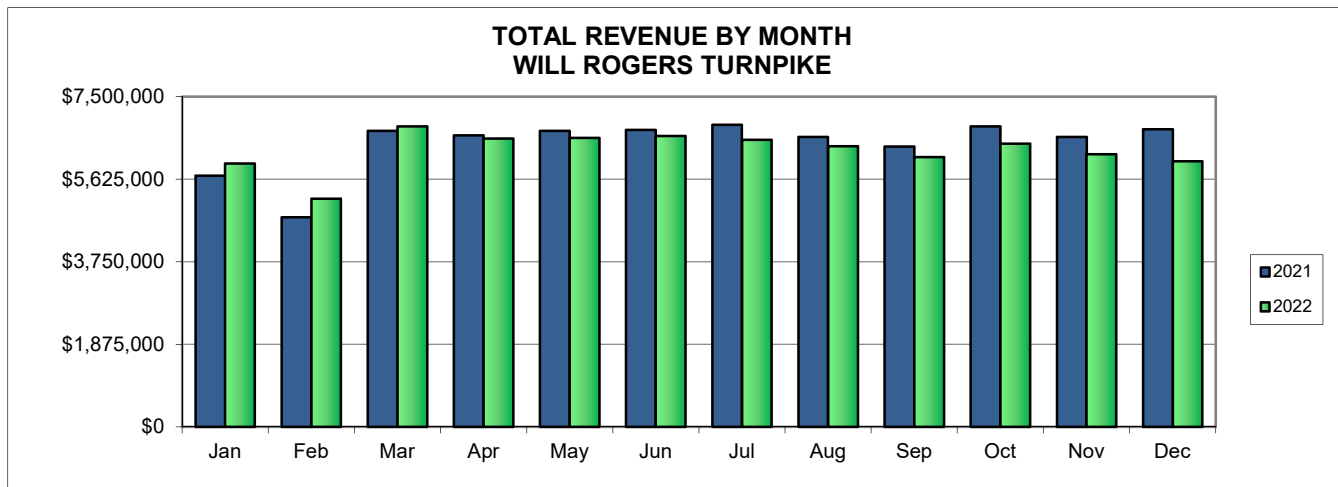
**STATEMENT OF REVENUES
CURRENT QUARTER AND SAME QUARTER PRIOR YEAR
TURNER TURNPIKE**

<u>Class of Vehicle</u>	<u>Revenue</u>	<u>Vehicle Miles Traveled</u>	<u>Number of Transactions</u>
Quarter ended December 2022			
Two Axle Vehicles	\$ 9,751,469	187,921,745	4,311,483
Three Axle Vehicles	473,185	5,784,089	99,539
Four Axle Vehicles	392,567	2,967,620	48,924
Five Axle Vehicles	9,931,180	47,404,378	610,727
Six Axles Vehicles	332,495	1,331,881	18,385
Total	\$ 20,880,896	245,409,713	5,089,058
Concession Revenue	167,670		
Total Revenue	\$ 21,048,566		
% Decrease from prior year quarter	<u>(7.10%)</u>		
Quarter ended December 2021			
Two Axle Vehicles	\$ 10,283,138	196,054,918	4,337,151
Three Axle Vehicles	533,838	6,466,803	107,253
Four Axle Vehicles	502,598	3,750,306	57,348
Five Axle Vehicles	10,796,890	51,326,353	656,217
Six Axles Vehicles	371,022	1,484,103	19,677
Total	\$ 22,487,486	259,082,483	5,177,646
Concession Revenue	168,909		
Total Revenue	\$ 22,656,395		



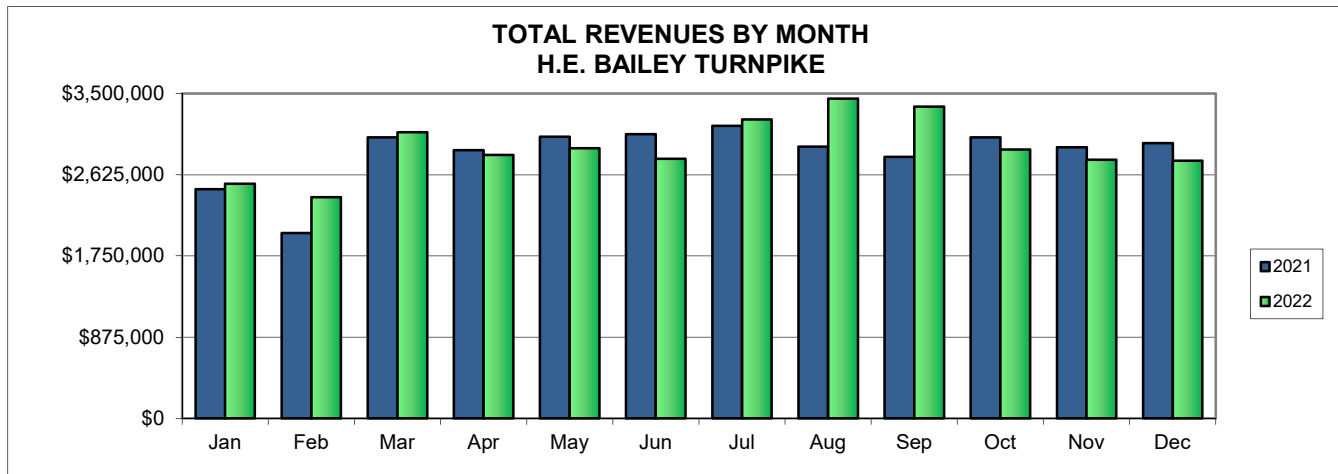
**STATEMENT OF REVENUES
CURRENT QUARTER AND SAME QUARTER PRIOR YEAR
WILL ROGERS TURNPIKE**

<u>Class of Vehicle</u>	<u>Revenue</u>	<u>Vehicle Miles Traveled</u>	<u>Number of Transactions</u>
Quarter ended December 2022			
Two Axle Vehicles	\$ 6,173,389	120,529,554	3,086,086
Three Axle Vehicles	315,633	3,920,841	69,379
Four Axle Vehicles	440,289	3,558,209	57,143
Five Axle Vehicles	11,371,261	56,555,757	831,973
Six Axles Vehicles	271,982	1,117,987	18,101
Total	\$ 18,572,554	185,682,348	4,062,682
Concession Revenue	75,600		
Total Revenue	\$ 18,648,154		
% Decrease from prior year quarter	<u>(7.53%)</u>		
Quarter ended December 2021			
Two Axle Vehicles	\$ 6,642,921	128,255,539	3,275,528
Three Axle Vehicles	367,731	4,493,736	80,548
Four Axle Vehicles	546,651	4,332,701	68,239
Five Axle Vehicles	12,245,968	60,396,035	879,652
Six Axles Vehicles	283,956	1,165,365	18,749
Total	\$ 20,087,227	198,643,376	4,322,716
Concession Revenue	78,600		
Total Revenue	\$ 20,165,827		



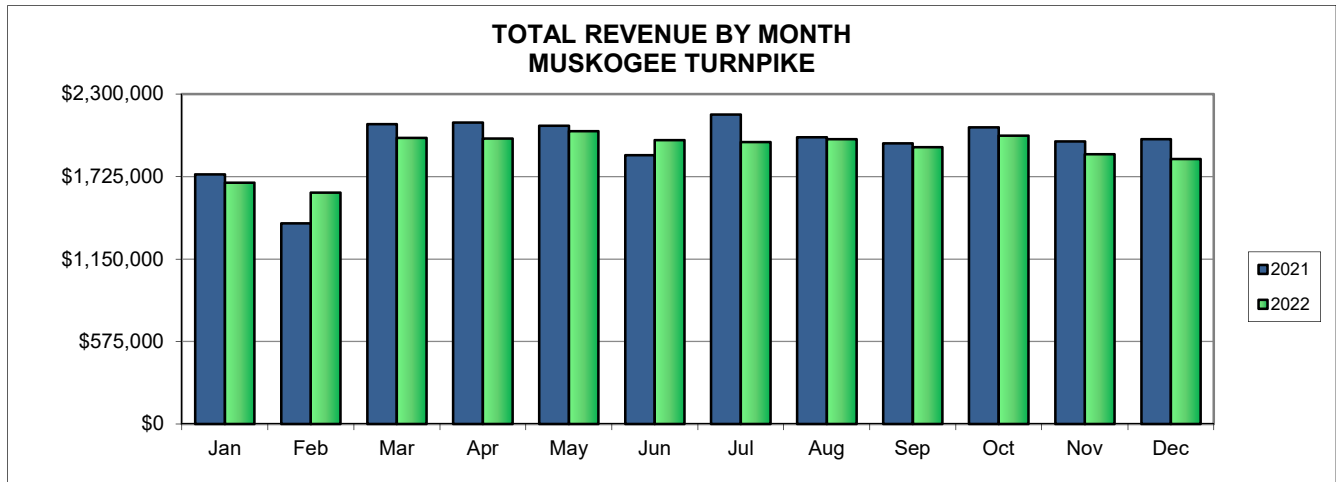
**STATEMENT OF REVENUES
CURRENT QUARTER AND SAME QUARTER PRIOR YEAR
H. E. BAILEY TURNPIKE**

<u>Class of Vehicle</u>	<u>Revenue</u>	<u>Vehicle Miles Traveled</u>	<u>Number of Transactions</u>
Quarter ended December 2022			
Two Axle Vehicles	\$ 6,143,063	108,097,479	4,423,726
Three Axle Vehicles	226,014	3,085,609	136,402
Four Axle Vehicles	84,744	1,475,276	52,035
Five Axle Vehicles	1,851,570	12,148,722	513,991
Six Axles Vehicles	72,222	435,611	18,193
Total	\$ 8,377,613	125,242,697	5,144,347
Concession Revenue	86,716		
Total Revenue	\$ 8,464,329		
% Decrease from prior year quarter	<u>(5.04%)</u>		
Quarter ended December 2021			
Two Axle Vehicles	\$ 6,666,467	104,758,426	4,869,492
Three Axle Vehicles	232,942	2,814,595	107,437
Four Axle Vehicles	176,577	1,323,640	55,801
Five Axle Vehicles	1,686,912	9,351,854	376,958
Six Axles Vehicles	66,605	309,597	13,039
Total	\$ 8,829,503	118,558,112	5,422,727
Concession Revenue	84,308		
Total Revenue	\$ 8,913,811		



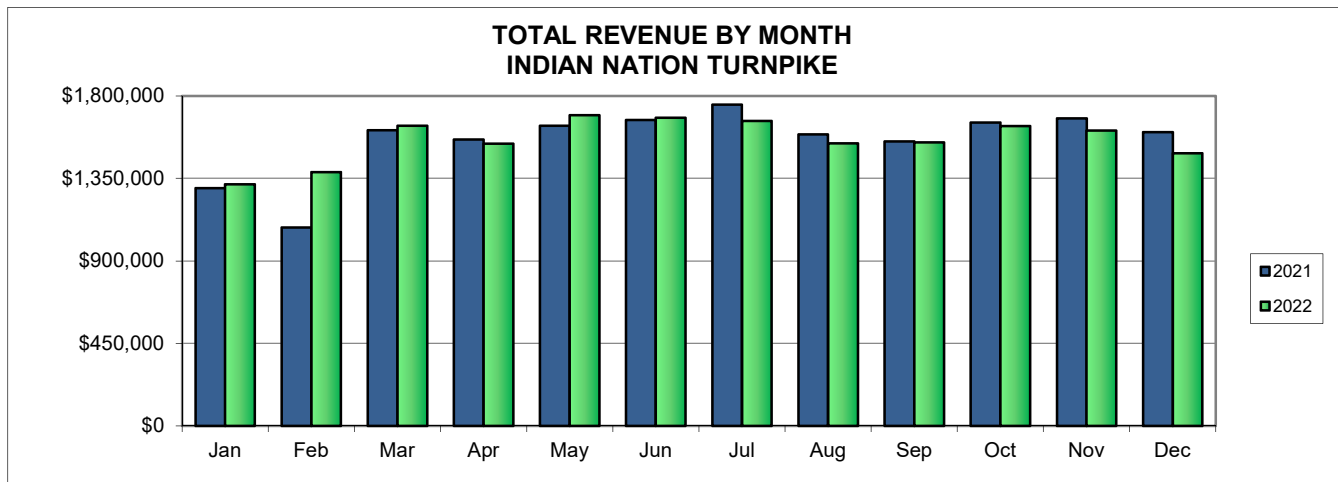
**STATEMENT OF REVENUES
CURRENT QUARTER AND SAME QUARTER PRIOR YEAR
MUSKOGEE TURNPIKE**

<u>Class of Vehicle</u>	<u>Revenue</u>	<u>Vehicle Miles Traveled</u>	<u>Number of Transactions</u>
Quarter ended December 2022			
Two Axle Vehicles	\$ 4,253,273	70,061,219	2,754,161
Three Axle Vehicles	171,557	1,899,610	82,377
Four Axle Vehicles	90,273	664,664	28,683
Five Axle Vehicles	1,148,167	5,925,500	230,938
Six Axles Vehicles	28,014	135,186	4,835
Total	\$ 5,691,284	78,686,179	3,100,994
Concession Revenue	48,741		
Total Revenue	\$ 5,740,025		
% Decrease from prior year quarter	<u>(4.75%)</u>		
Quarter ended December 2021			
Two Axle Vehicles	\$ 4,516,900	73,562,684	2,885,652
Three Axle Vehicles	182,240	2,007,611	86,810
Four Axle Vehicles	99,086	721,712	30,281
Five Axle Vehicles	1,150,070	5,908,329	231,671
Six Axles Vehicles	32,730	157,063	5,720
Total	\$ 5,981,026	82,357,399	3,240,134
Concession Revenue	45,130		
Total Revenue	\$ 6,026,156		



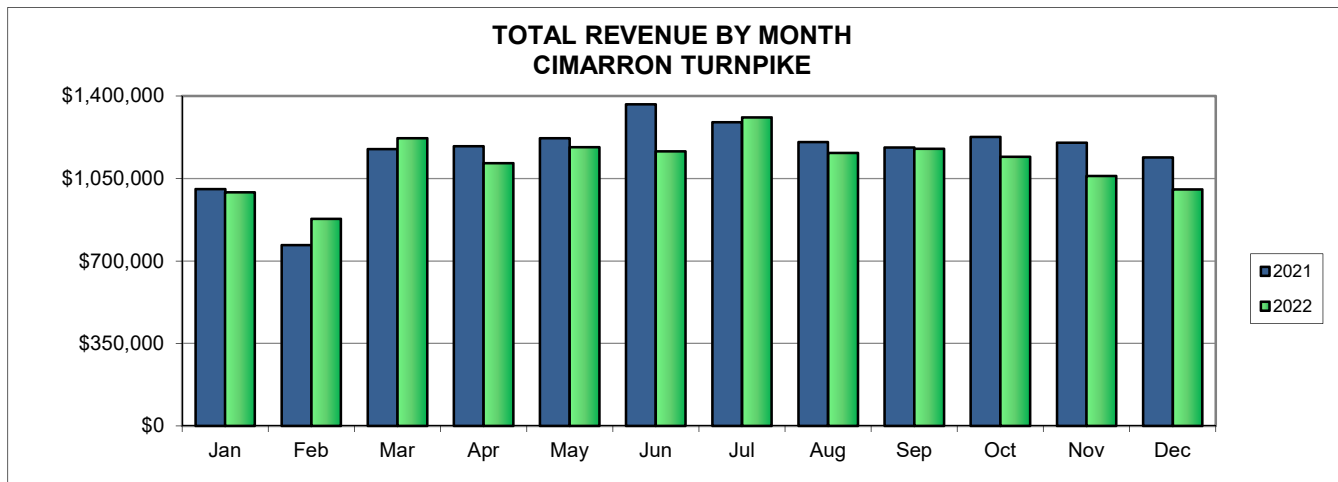
**STATEMENT OF REVENUES
CURRENT QUARTER AND SAME QUARTER PRIOR YEAR
INDIAN NATION TURNPIKE**

<u>Class of Vehicle</u>	<u>Revenue</u>	<u>Vehicle Miles Traveled</u>	<u>Number of Transactions</u>
Quarter ended December 2022			
Two Axle Vehicles	\$ 2,703,128	42,933,927	1,335,204
Three Axle Vehicles	137,406	1,942,239	62,933
Four Axle Vehicles	143,913	1,168,939	40,225
Five Axle Vehicles	1,661,647	8,816,441	256,070
Six Axles Vehicles	37,665	168,134	5,030
Total	\$ 4,683,759	55,029,680	1,699,462
Concession Revenue	49,794		
Total Revenue	\$ 4,733,553		
% Decrease from prior year quarter	(4.00%)		
Quarter ended December 2021			
Two Axle Vehicles	\$ 2,857,414	44,880,060	1,402,025
Three Axle Vehicles	139,105	1,958,622	60,686
Four Axle Vehicles	165,813	1,328,503	45,180
Five Axle Vehicles	1,682,737	8,882,499	257,906
Six Axles Vehicles	42,770	191,187	5,325
Total	\$ 4,887,839	57,240,871	1,771,122
Concession Revenue	43,026		
Total Revenue	\$ 4,930,865		



**STATEMENT OF REVENUES
CURRENT QUARTER AND SAME QUARTER PRIOR YEAR
CIMARRON TURNPIKE**

<u>Class of Vehicle</u>	<u>Revenue</u>	<u>Vehicle Miles Traveled</u>	<u>Number of Transactions</u>
Quarter ended December 2022			
Two Axle Vehicles	\$ 1,772,503	32,997,458	1,922,860
Three Axle Vehicles	75,978	1,089,423	74,682
Four Axle Vehicles	62,434	689,296	34,114
Five Axle Vehicles	1,222,075	6,704,713	380,195
Six Axles Vehicles	30,948	143,153	9,292
Total	\$ 3,163,938	41,624,043	2,421,143
Concession Revenue	43,356		
Total Revenue	\$ 3,207,294		
% Decrease from prior year quarter	<u>(10.13%)</u>		
Quarter ended December 2021			
Two Axle Vehicles	\$ 2,065,327	33,854,628	1,569,655
Three Axle Vehicles	67,915	835,073	36,752
Four Axle Vehicles	116,500	904,202	37,980
Five Axle Vehicles	1,247,232	5,880,911	217,225
Six Axles Vehicles	29,611	116,544	4,784
Total	\$ 3,526,585	41,591,358	1,866,396
Concession Revenue	42,239		
Total Revenue	\$ 3,568,824		

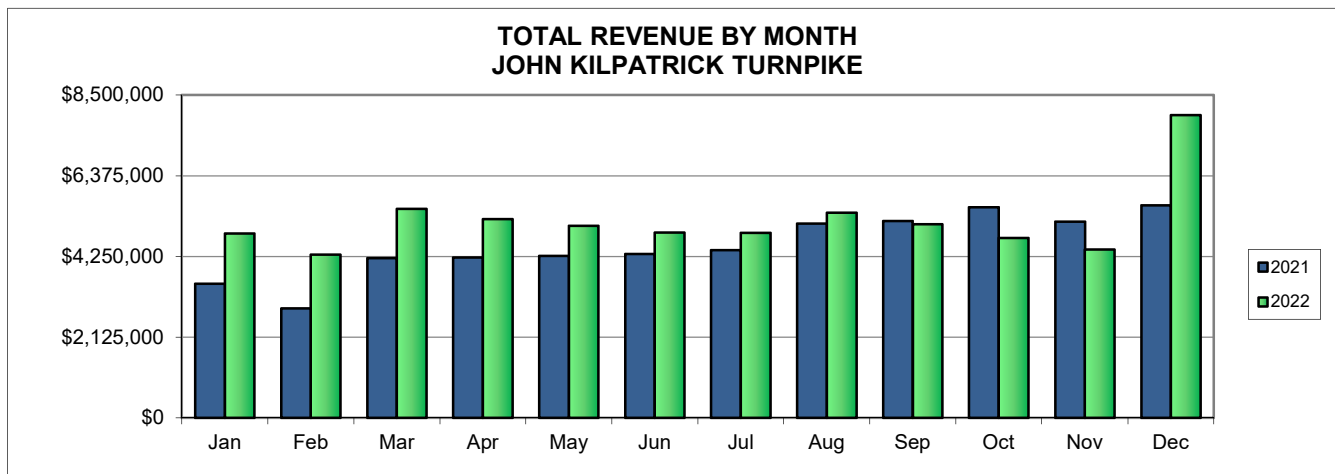


**STATEMENT OF REVENUES
CURRENT QUARTER AND SAME QUARTER PRIOR YEAR
JOHN KILPATRICK TURNPIKE**

<u>Class of Vehicle</u>	<u>Revenue</u>	<u>Vehicle Miles Traveled</u>	<u>Number of Transactions</u>
Quarter ended December 2022			
Two Axle Vehicles	\$ 9,969,968	85,379,039	11,372,349
Three Axle Vehicles	88,788	571,596	53,478
Four Axle Vehicles	86,336	397,811	44,587
Five Axle Vehicles	1,558,229	4,275,482	241,651
Six Axles Vehicles	84,752	196,012	12,469
Shaped Based Small	4,844,437	24,957,320	1,826,266
Shaped Based Medium	70,796	457,186	37,396
Shaped Based Large	438,157	1,597,575	98,135
Total	\$ 17,141,463	117,832,021	13,686,331
Concession Revenue	-		
Total Revenue	\$ 17,141,463		
% Increase from prior year quarter	<u>5.13%</u>		

*NOTE: Shaped-based categories for PlatePay revenue started during May 2022.

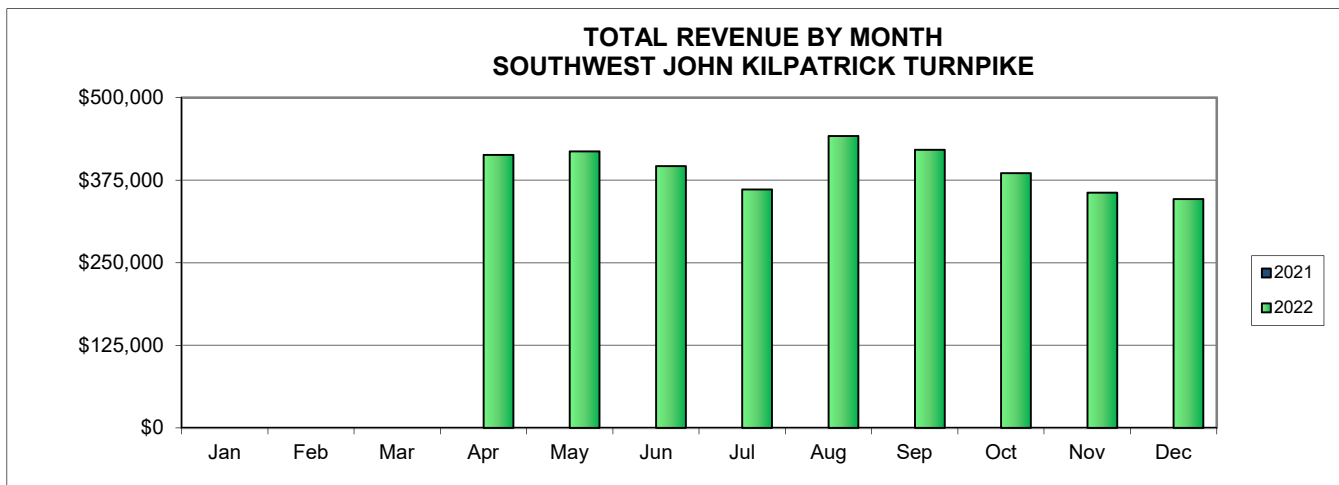
Quarter ended December 2021			
Two Axle Vehicles	\$ 14,451,712	121,252,780	15,313,525
Three Axle Vehicles	127,243	885,311	105,439
Four Axle Vehicles	96,275	460,528	55,114
Five Axle Vehicles	1,530,865	5,159,937	339,370
Six Axles Vehicles	98,941	292,847	22,939
Total	\$ 16,305,036	128,051,403	15,836,387
Concession Revenue	-		
Total Revenue	\$ 16,305,036		



**STATEMENT OF REVENUES
CURRENT QUARTER AND SAME QUARTER PRIOR YEAR
SOUTHWEST JOHN KILPATRICK TURNPIKE**

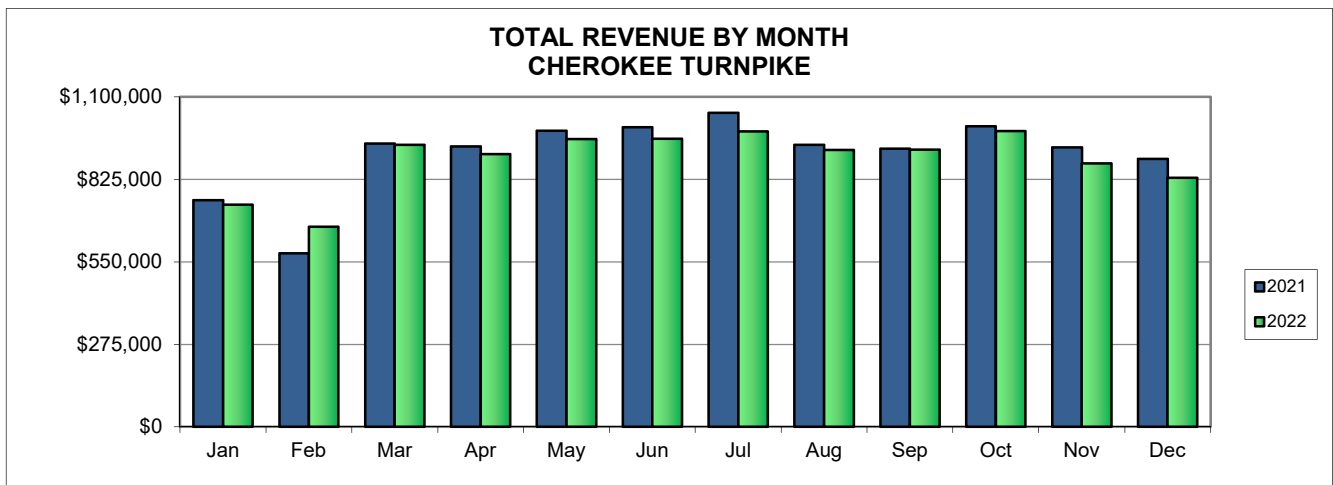
<u>Class of Vehicle</u>	<u>Revenue</u>	<u>Vehicle Miles Traveled</u>	<u>Number of Transactions</u>
Quarter ended December 2022			
Two Axle Vehicles	\$ 957,362	9,007,690	1,854,133
Three Axle Vehicles	32,199	204,049	40,264
Four Axle Vehicles	4,463	49,958	8,749
Five Axle Vehicles	85,012	257,931	39,355
Six Axles Vehicles	8,670	21,185	3,225
Total	\$ 1,087,706	9,540,813	1,945,726
Concession Revenue	-		
Total Revenue	\$ 1,087,706		
 % Change from prior year quarter	 N/A*		

*NOTE: The Southwest John Kilpatrick Turnpike (Southwest JKT) was designated as a separate turnpike in April 2022.



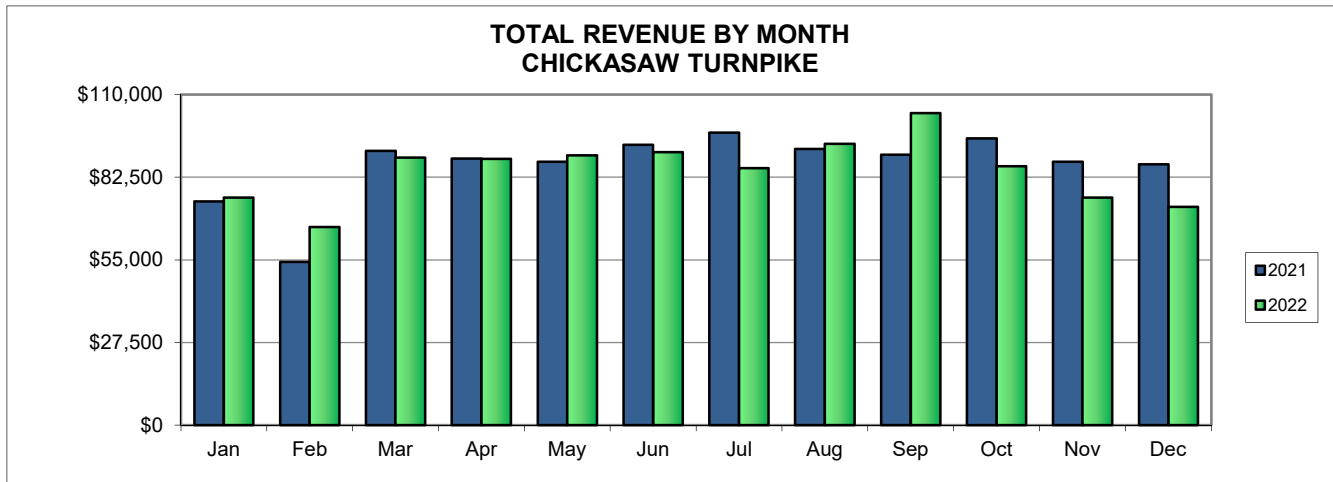
**STATEMENT OF REVENUES
CURRENT QUARTER AND SAME QUARTER PRIOR YEAR
CHEROKEE TURNPIKE**

<u>Class of Vehicle</u>	<u>Revenue</u>	<u>Vehicle Miles Traveled</u>	<u>Number of Transactions</u>
Quarter ended December 2022			
Two Axle Vehicles	\$ 1,725,388	19,629,050	895,011
Three Axle Vehicles	87,594	698,700	27,687
Four Axle Vehicles	51,965	270,090	9,902
Five Axle Vehicles	816,601	2,778,132	94,042
Six Axles Vehicles	13,203	33,979	1,386
Total	<u>\$ 2,694,751</u>	<u>23,409,951</u>	<u>1,028,028</u>
Concession Revenue	-		
Total Revenue	<u><u>\$ 2,694,751</u></u>		
% Decrease from prior year quarter	<u>(4.69%)</u>		
Quarter ended December 2021			
Two Axle Vehicles	\$ 1,811,601	20,444,806	973,500
Three Axle Vehicles	99,773	781,363	32,820
Four Axle Vehicles	56,902	289,688	10,654
Five Axle Vehicles	840,849	2,887,783	98,387
Six Axles Vehicles	18,336	52,111	1,995
Total	<u>\$ 2,827,461</u>	<u>24,455,751</u>	<u>1,117,356</u>
Concession Revenue	-		
Total Revenue	<u><u>\$ 2,827,461</u></u>		



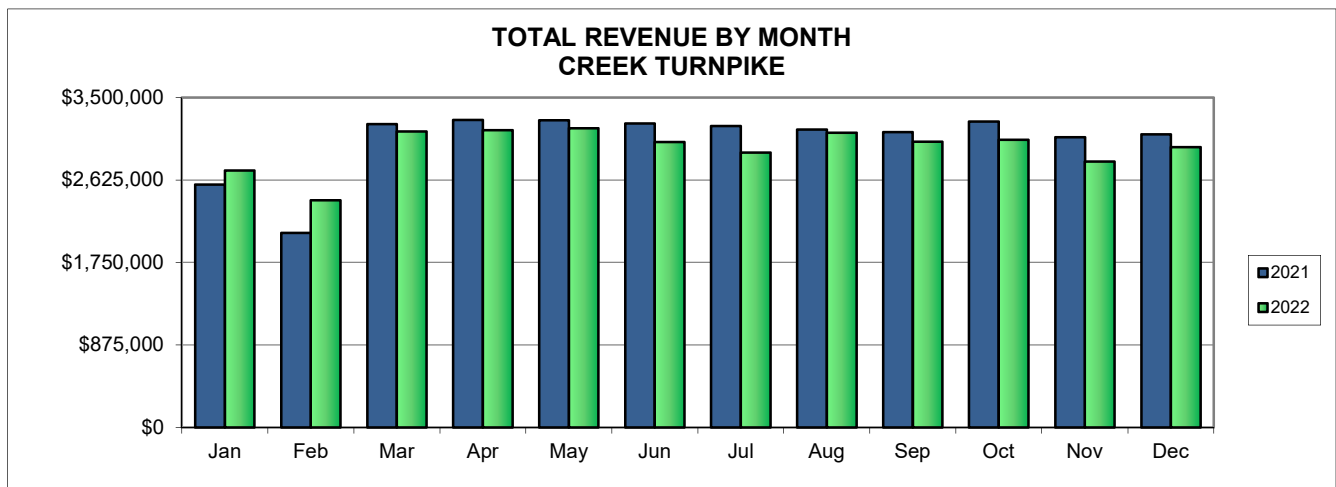
**STATEMENT OF REVENUES
CURRENT QUARTER AND SAME QUARTER PRIOR YEAR
CHICKASAW TURNPIKE**

<u>Class of Vehicle</u>	<u>Revenue</u>	<u>Vehicle Miles Traveled</u>	<u>Number of Transactions</u>
Quarter ended December 2022			
Two Axle Vehicles	\$ 172,410	4,895,584	207,108
Three Axle Vehicles	2,612	51,099	2,992
Four Axle Vehicles	1,423	17,517	1,025
Five Axle Vehicles	57,503	434,018	25,395
Six Axles Vehicles	688	4,751	278
Total	\$ 234,636	5,402,969	236,798
Concession Revenue	-		
Total Revenue	\$ 234,636		
% Decrease from prior year quarter	<u>(13.07%)</u>		
Quarter ended December 2021			
Two Axle Vehicles	\$ 176,592	4,282,053	250,553
Three Axle Vehicles	23,966	393,036	22,998
Four Axle Vehicles	4,690	45,664	2,672
Five Axle Vehicles	62,756	490,278	28,688
Six Axles Vehicles	1,895	11,587	678
Total	\$ 269,899	5,222,618	305,589
Concession Revenue	-		
Total Revenue	\$ 269,899		



**STATEMENT OF REVENUES
CURRENT QUARTER AND SAME QUARTER PRIOR YEAR
CREEK TURNPIKE**

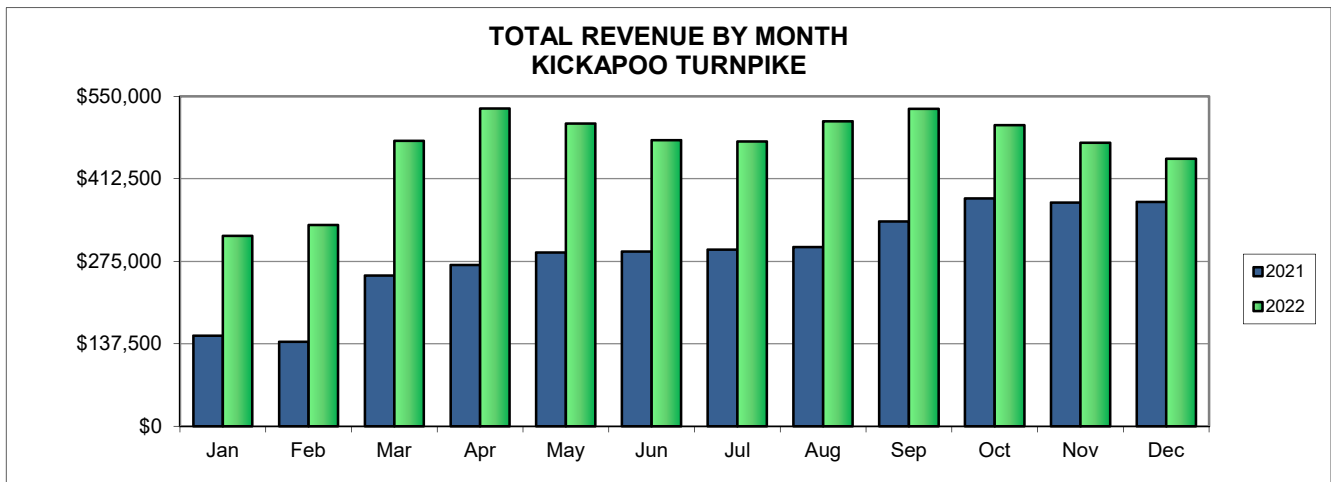
<u>Class of Vehicle</u>	<u>Revenue</u>	<u>Vehicle Miles Traveled</u>	<u>Number of Transactions</u>
Quarter ended December 2022			
Two Axle Vehicles	\$ 8,091,696	72,399,089	10,985,825
Three Axle Vehicles	102,008	697,476	89,686
Four Axle Vehicles	78,996	411,017	56,758
Five Axle Vehicles	541,700	1,753,332	185,083
Six Axles Vehicles	30,467	76,818	8,720
Total	\$ 8,844,867	75,337,732	11,326,072
Concession Revenue	-		
Total Revenue	\$ 8,844,867		
% Decrease from prior year quarter	(6.25%)		
Quarter ended December 2021			
Two Axle Vehicles	\$ 8,570,946	76,512,477	11,587,623
Three Axle Vehicles	116,468	733,530	103,353
Four Axle Vehicles	102,752	518,738	66,913
Five Axle Vehicles	614,872	1,952,917	204,737
Six Axles Vehicles	29,905	76,597	8,624
Total	\$ 9,434,943	79,794,259	11,971,250
Concession Revenue	-		
Total Revenue	\$ 9,434,943		



**STATEMENT OF REVENUES
CURRENT QUARTER AND SAME QUARTER PRIOR YEAR
KICKAPOO TURNPIKE**

<u>Class of Vehicle</u>	<u>Revenue</u>	<u>Vehicle Miles Traveled</u>	<u>Number of Transactions</u>
Quarter ended December 2022			
Two Axle Vehicles	\$ 1,084,076	11,419,861	800,521
Three Axle Vehicles	54,607	393,554	28,951
Four Axle Vehicles	8,495	116,357	7,035
Five Axle Vehicles	264,377	857,744	45,974
Six Axles Vehicles	9,133	23,465	1,419
Total	\$ 1,420,688	12,810,981	883,900
Concession Revenue	-		
Total Revenue	\$ 1,420,688		
% Increase from prior year quarter	<u>26.07% *</u>		
Quarter ended December 2021			
Two Axle Vehicles	\$ 868,276	8,580,945	706,145
Three Axle Vehicles	54,388	359,577	27,602
Four Axle Vehicles	8,083	37,500	2,623
Five Axle Vehicles	186,662	537,445	33,348
Six Axles Vehicles	9,496	21,203	1,455
Total	\$ 1,126,905	9,536,670	771,173
Concession Revenue	-		
Total Revenue	\$ 1,126,905		

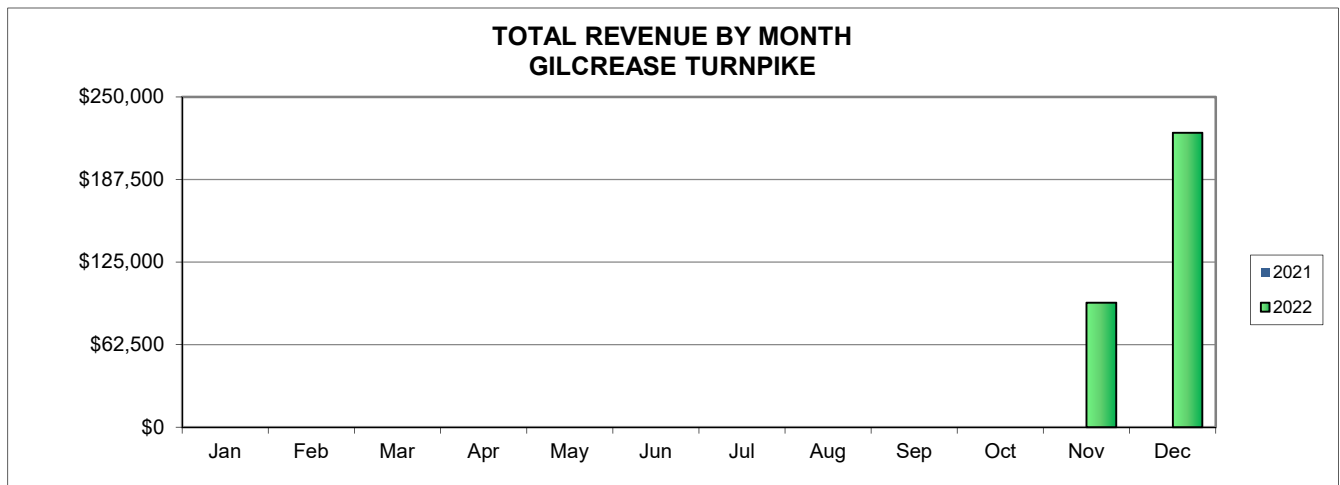
*NOTE: The entire length of the Kickapoo Turnpike opened to the public in January 2021.



**STATEMENT OF REVENUES
CURRENT QUARTER AND SAME QUARTER PRIOR YEAR
GILCREASE EXPRESSWAY**

<u>Class of Vehicle</u>	<u>Revenue</u>	<u>Vehicle Miles Traveled</u>	<u>Number of Transactions</u>
Quarter ended December 2022			
Two Axle Vehicles	\$ 272,192	756,293	403,097
Three Axle Vehicles	10,936	19,731	10,826
Four Axle Vehicles	773	3,011	464
Five Axle Vehicles	31,792	23,325	12,415
Six Axles Vehicles	1,408	835	425
Total	\$ 317,101	803,195	427,227
Concession Revenue	-		
Total Revenue	\$ 317,101		
 % Change from prior year quarter	 <u>N/A*</u>		

*NOTE: The Gilcrease Turnpike opened to the public during November 2022.



Oklahoma Turnpike Authority
Schedule of Cash, Cash Equivalents and Investments
as of December 31, 2022

Description	Interest Rate	Purchase Date	Maturity Date	Cost	Fair Value
Unrestricted:					
General Fund:					
BOK Short-Term Cash Fund I	3.930 %	12/31/2022	Demand	\$ 194,985,130	\$ 194,985,130
Invesco Stit Treas-Inst	4.240	12/31/2022	Demand	392,596	392,596
FFCB	0.690	7/24/2020	7/22/2025	249,975	225,973
FFCB	0.700	8/17/2020	8/13/2026	249,563	218,698
FFCB	0.720	10/28/2020	10/27/2026	249,825	218,045
FFCB	1.300	3/16/2021	3/23/2027	400,000	352,928
FHLB	0.500	7/23/2021	8/16/2024	250,000	234,100
FHLB	0.625	1/11/2021	1/22/2026	200,000	177,996
FHLB	0.900	2/5/2021	2/26/2027	400,000	345,380
FHLB	3.000	2/15/2022	3/12/2027	261,958	239,030
FHLB	0.500	2/2/2021	1/27/2031	249,625	205,522
FHLMC	0.320	12/15/2020	6/28/2024	250,000	233,172
FHLMC	0.625	10/15/2020	10/27/2025	125,000	111,886
FHLMC	0.700	12/8/2020	12/30/2025	250,000	223,760
FHLMC	1.000	2/8/2021	7/20/2027	799,880	699,264
FHLMC	1.000	12/1/2020	12/23/2027	250,000	212,833
FHLMC	1.070	10/14/2020	10/27/2028	250,000	206,133
FHLMC	1.080	11/4/2020	11/24/2028	250,000	207,968
FHMS	4.094	4/8/2019	9/25/2024	204,062	191,157
FHR	2.000	9/5/2019	12/15/2026	90,381	85,686
FHR	1.250	3/31/2020	3/15/2027	47,125	45,555
FHR	2.250	8/5/2021	5/15/2040	18,925	17,205
FHR	2.500	3/12/2020	5/15/2041	58,489	53,724
FHR	2.000	4/1/2020	2/15/2042	290,075	262,267
FHS	3.500	10/22/2021	7/15/2042	13,623	12,139
FHR	2.750	9/26/2019	8/15/2047	77,668	67,753
FHR	2.500	9/5/2019	7/25/2048	98,394	85,677
GNR	4.503	12/14/2021	11/1/2025	166,819	154,592
GNR	3.250	12/9/2020	8/16/2039	7,184	6,804
GNR	4.000	12/9/2020	7/20/2039	27,783	25,477
GNR	3.000	1/28/2021	9/16/2039	9,214	8,554
GNR	3.000	6/3/2021	9/16/2039	5,130	4,738
GNR	2.650	7/6/2020	1/20/2046	53,076	49,788
GNR	3.000	1/30/2020	9/20/2049	36,935	33,755
GNR	2.000	11/2/2021	6/20/2050	155,823	124,983
Municipal Bonds	1.250	12/28/2021	5/20/2051	38,843	30,891
U.S. Treasury Notes	1.625	11/1/2021	10/31/2023	973,810	929,404
U.S. Treasury Notes	4.250	9/27/2022	9/30/2024	485,525	483,589
U.S. Treasury Notes	4.125	9/28/2022	9/30/2027	3,975,310	3,967,136
U.S. Treasury Notes	2.875	9/22/2022	5/15/2032	745,438	737,504
				<u>207,643,184</u>	<u>206,868,792</u>
Revenue Fund:					
BOK Short-Term Cash Fund I	3.930	12/31/2022	Demand	33,043,861	33,043,861
				<u>33,043,861</u>	<u>33,043,861</u>
Total unrestricted cash equivalents & investments				<u>\$ 240,687,045</u>	<u>\$ 239,912,653</u>

Oklahoma Turnpike Authority
Schedule of Cash, Cash Equivalents and Investments
as of December 31, 2022

Description	Interest Rate	Purchase Date	Maturity Date	Cost	Fair Value
Restricted:					
Reserve Maintenance Fund:					
BOK Short-Term Cash Fund I	3.930 %	12/31/2022	Demand	\$ 3,683,036	\$ 3,683,036
Invesco Stit Treas-Inst	4.240	12/31/2022	Demand	578,399	578,399
FFCB	0.250	8/18/2021	2/26/2024	1,996,420	1,901,300
FFCB	0.350	5/4/2021	4/22/2024	2,204,268	2,083,730
FFCB	0.320	6/14/2021	6/14/2024	1,868,598	1,750,694
FFCB	0.450	8/17/2021	7/23/2024	2,002,160	1,870,180
FFCB	0.320	2/2/2021	2/3/2025	2,996,250	2,740,080
FHLB	0.400	3/16/2021	4/12/2024	3,000,000	2,829,330
FHLB	0.625	7/6/2021	10/15/2024	2,000,000	1,856,340
FHLB	2.750	1/19/2022	12/13/2024	2,080,300	1,936,300
U.S. Treasury Notes	0.375	Various	4/15/2024	2,802,500	2,649,948
U.S. Treasury Notes	1.750	7/9/2021	7/31/2024	1,041,016	956,680
U.S. Treasury Notes	0.625	11/4/2021	10/15/2024	5,488,318	5,137,165
U.S. Treasury Notes	0.250	Various	7/31/2025	1,758,189	1,737,390
				<u>33,499,454</u>	<u>31,710,572</u>
Revenue Bond Reserve Accounts:					
BOK Short-Term Cash Fund I	3.930	12/31/2022	Demand	10,855,134	10,855,134
Invesco Stit Treas-Inst	4.240	12/31/2022	Demand	7,147,686	7,147,686
FFCB	0.700	8/17/2020	8/13/2026	873,469	765,441
FFCB	0.750	12/16/2020	12/16/2026	875,000	755,668
FFCB	1.500	1/27/2022	1/13/2027	2,975,820	2,708,310
FFCB	1.300	3/16/2021	3/23/2027	1,000,000	882,320
FFCB	1.650	1/26/2022	1/27/2028	3,000,000	2,669,130
FFCB	1.875	1/26/2022	2/1/2028	2,993,970	2,657,430
FFCB	1.940	8/20/2021	6/30/2031	1,008,000	812,080
FHLB	.500%	7/23/2021	8/16/2024	500,000	468,200
FHLB	0.625	1/11/2021	1/22/2026	1,000,000	889,980
FHLB	1.500	1/28/2022	2/25/2027	4,000,000	3,690,360
FHLB	0.900	2/5/2021	2/26/2027	1,600,000	1,381,520
FHLB	3.000	2/15/2022	3/12/2027	3,143,490	2,868,360
FHLB	0.980	8/25/2020	8/17/2028	847,450	706,826
FHLB	.500%	2/2/2021	1/27/2031	848,725	698,777
FHLB	1.000	1/25/2021	2/12/2031	1,500,000	1,211,685
FHLB	1.125	2/12/2021	2/26/2031	3,000,000	2,443,740
FHLMC	0.625	10/15/2020	10/27/2025	1,700,000	1,521,653
FHLMC	0.700	12/8/2020	12/30/2025	1,000,000	895,040
FHLMC	0.800	8/3/2020	1/28/2027	499,500	433,815
FHLMC	1.000	2/8/2021	7/20/2027	1,999,700	1,748,160
FHLMC	1.000	7/14/2020	10/29/2027	1,500,000	1,282,785
FHLMC	1.000	12/1/2020	12/23/2027	1,750,000	1,489,828
FHLMC	1.150	7/14/2020	6/30/2028	674,865	566,743
FHLMC	1.020	1/4/2021	10/27/2028	874,650	719,644
FHLMC	1.070	10/14/2020	10/27/2028	900,000	742,077
FHLMC	1.080	11/4/2020	11/24/2028	1,750,000	1,455,773
FHMS	4.094	Various	9/25/2024	882,033	823,888
FHMS	3.600	4/29/2020	2/25/2025	927,275	819,870
FHR	3.500	1/25/2022	6/15/2026	1,067,607	1,011,860
FHR	1.500	7/23/2020	12/15/2027	1,063,482	974,836
FHR	1.250	6/3/2021	8/25/2040	712,178	588,735

Oklahoma Turnpike Authority
Schedule of Cash, Cash Equivalents and Investments
as of December 31, 2022

Description	Interest Rate	Purchase Date	Maturity Date	Cost	Fair Value
<i>Cont'd Revenue Bond Reserve Accounts:</i>					
FHR	2.000 %	11/2/2018	1/15/2041	\$ 221,599	\$ 224,806
FHR	2.500	3/12/2020	5/15/2041	398,373	365,916
FHR	3.000	10/31/2018	12/15/2041	365,833	357,627
FHR	2.000	5/20/2021	2/15/2042	117,971	104,907
FHR	2.000	11/16/2018	12/15/2042	98,403	94,596
FHR	3.000	1/25/2022	12/15/2043	259,702	237,127
FHR	2.250	9/4/2019	6/15/2044	516,997	463,203
FHR	3.000	1/18/2019	8/15/2044	276,073	263,584
FHR	2.750	6/10/2021	1/15/2045	429,357	374,542
FHR	2.500	1/28/2022	7/15/2046	718,136	613,278
FHR	2.500	9/5/2019	7/25/2048	787,155	685,415
FHR	3.000	9/6/2019	8/15/2048	139,062	119,840
FHR	2.500	2/1/2022	6/25/2049	3,015,455	2,556,911
FHR	2.500	2/2/2022	7/25/2049	2,010,906	1,741,600
FHR	3.000	8/26/2020	10/25/2049	392,876	329,596
FHR	3.000	2/4/2022	12/25/2049	1,747,157	1,512,833
FHR	1.000	12/10/2021	3/25/2051	881,207	711,634
FHR	1.500	1/25/2022	3/25/2051	666,327	567,780
GNR	3.000	11/22/2021	8/20/2039	13,308	13,113
GNR	1.750	6/8/2020	10/20/2042	79,533	71,759
GNR	2.500	1/28/2022	11/16/2043	2,078,097	1,800,346
GNR	2.500	3/13/2020	4/20/2045	162,093	146,185
GNR	2.650	7/6/2020	1/20/2046	360,677	338,331
GNR	3.000	1/25/2022	9/20/2047	1,116,552	994,403
GNR	2.500	2/1/2022	10/20/2047	3,711,645	3,207,281
GNR	3.500	12/10/2021	10/20/2048	1,082,496	953,494
GNR	3.500	9/18/2019	2/20/2049	405,898	365,364
GNR	3.000	2/17/2022	2/20/2049	4,680,660	4,208,964
GNR	3.000	1/30/2020	9/20/2049	251,159	229,534
GNR	2.000	11/2/2021	6/20/2050	934,938	749,895
U.S. Treasury Notes	1.625	Various	10/31/2023	12,476,482	11,966,195
U.S. Treasury Notes	4.250	9/27/2022	9/30/2024	5,195,921	5,175,203
U.S. Treasury Notes	4.125	9/28/2022	9/30/2027	30,324,819	30,262,463
U.S. Treasury Notes	2.875	9/22/2022	5/15/2032	6,528,169	6,458,690
				<u>146,915,070</u>	<u>136,953,769</u>
2017 Bond Service Accounts:					
Invesco Stit Treas-Inst	4.240	12/31/2022	Demand	60,040,342	60,040,342
				<u>60,040,342</u>	<u>60,040,342</u>
2017A Construction Fund:					
BOK Short-Term Cash Fund I	3.930	12/31/2022	Demand	603	603
				<u>603</u>	<u>603</u>
2017C Construction Fund:					
BOK Short-Term Cash Fund I	3.930	12/31/2022	Demand	17	17
				<u>17</u>	<u>17</u>
2018 Bond Service Accounts					
Invesco Stit Treas-Inst	4.240	12/31/2022	Demand	7,534,881	7,534,881
				<u>7,534,881</u>	<u>7,534,881</u>
2018A Construction Fund:					
BOK Short-Term Cash Fund I	3.930	12/31/2022	Demand	2,955	2,955
				<u>2,955</u>	<u>2,955</u>
2020 Bond Service Accounts:					
BOK Short-Term Cash Fund I	3.930	12/31/2022	Demand	34,813,572	34,813,572
				<u>34,813,572</u>	<u>34,813,572</u>

Oklahoma Turnpike Authority
Schedule of Cash, Cash Equivalents and Investments
as of December 31, 2022

Description	Interest Rate	Purchase Date	Maturity Date	Cost	Fair Value
Turnpike Trust Fund:					
Invesco Stit Treas-Inst	4.240 %	12/31/2022	Demand	\$ 10,118,124	\$ 10,118,124
FFCB	4.320	6/28/2022	3/14/2023	199,971	199,972
FFCB	4.317	6/30/2022	7/13/2023	499,934	499,735
FFCB	0.150	2/12/2021	8/10/2023	799,600	778,168
FFCB	0.280	9/14/2020	9/14/2023	1,998,000	1,935,940
FFCB	4.352	7/13/2022	2/13/2024	430,000	430,021
FFCB	0.320	6/14/2021	6/14/2024	999,250	936,200
FFCB	0.450	8/17/2021	7/23/2024	500,540	467,545
FFCB	4.360	6/8/2022	10/8/2024	429,849	429,075
FFCB	0.320	2/2/2021	2/3/2025	1,498,125	1,370,040
FFCB	2.125	12/6/2021	12/11/2026	3,127,500	2,789,370
FFCB	1.300	3/16/2021	3/23/2027	2,000,000	1,764,640
FHLB	3.000	7/1/2022	1/25/2024	500,000	495,200
FHLB	0.500	7/23/2021	8/16/2024	750,000	702,300
FHLB	0.625	7/6/2021	10/15/2024	1,000,000	928,170
FHLB	2.750	1/19/2022	12/13/2024	2,080,300	1,936,300
FHLB	1.750	2/3/2022	9/12/2025	1,007,290	936,040
FHLB	1.000	7/1/2021	1/22/2026	1,000,000	903,000
FHLB	0.875	7/6/2021	6/12/2026	1,003,395	893,790
FHLB	0.900	8/17/2021	8/26/2026	1,500,000	1,321,965
FHLB	0.900	8/12/2022	8/27/2026	272,400	264,957
FHLB	3.000	3/17/2022	9/11/2026	2,065,660	1,912,400
FHLB	1.400	12/21/2021	12/30/2026	1,500,000	1,334,520
FHLMC	0.375	4/29/2020	4/20/2023	1,999,860	1,974,940
FHLMC	0.375	10/2/2020	9/23/2025	896,860	899,880
FHLMC	0.650	3/17/2022	8/25/2026	1,870,200	1,757,580
GNR	2.000	11/19/2020	4/20/2066	60,167	57,814
U.S. Treasury Notes	2.625	5/1/2019	12/31/2023	1,014,180	979,510
U.S. Treasury Notes	2.125	5/1/2019	2/29/2024	991,719	971,140
U.S. Treasury Notes	0.250	9/28/2021	3/15/2024	497,949	474,085
U.S. Treasury Notes	2.000	5/1/2019	4/30/2024	492,715	482,580
U.S. Treasury Notes	3.000	8/9/2022	6/30/2024	437,783	429,519
U.S. Treasury Notes	1.750	7/9/2021	7/31/2024	1,041,016	956,680
U.S. Treasury Notes	3.000	Various	7/31/2024	598,570	585,330
U.S. Treasury Notes	0.625	11/4/2021	10/15/2024	2,494,690	2,335,075
U.S. Treasury Notes	0.750	8/30/2022	3/31/2026	136,307	134,462
U.S. Treasury Notes	1.250	1/21/2022	12/31/2026	985,390	895,670
				48,897,344	46,281,737
Prepaid PIKEPASS Fund:					
Invesco Stit Treas-Inst	4.240	12/31/2022	Demand	9,427,424	9,427,424
DFA S/T Extended Quality-Inst (open-end fund)	0.179	Various	Demand	3,662,048	3,436,547
Fidelity Emerg Mkts Indx (open-end fund)	0.233	Various	Demand	971,341	714,316
Fidelity Intl Indx (open-end fund)	1.096	Various	Demand	3,516,569	2,880,517
Fidelity S/C Indx (open-end fund)	0.546	Various	Demand	1,347,156	1,026,412
Ishares Inter Govt Cr Bond (exchange-traded fund)	1.904	Various	Demand	4,584,127	4,370,431
Ishares RSSL 1000 L/C Idx-K (open-end fund)	0.370	Various	Demand	7,997,119	12,082,970
Vanguard Intrmd Bd Indx-Inst (open-end fund)	0.511	Various	Demand	4,768,504	4,131,499
Vanguard Short Term Treasury (exchange-traded fund)	0.664	Various	Demand	3,545,064	3,335,231
				39,819,352	41,405,347
Gilcrease Expressway Fund:					
Blackrock Liq Fedfd-Csh	3.650	12/31/2022	Demand	2,271,882	2,271,882
				2,271,882	2,271,882
Total restricted cash equivalents & investments				\$ 373,795,472	\$ 361,015,677
Cash balance (unrestricted & restricted)				-	12,974,173
Total Cash, Cash Equivalents and Investments				\$ 614,482,517	\$ 613,902,503

**OKLAHOMA TURNPIKE AUTHORITY
SCHEDULE OF INDEBTEDNESS ISSUED, RETIRED, DEFEASED AND OUTSTANDING
AS OF DECEMBER 31, 2022**

	Date of Issuance	Amount of Issuance	Range of Maturities	Range of Interest Rates	Quarter Beginning Balance Outstanding	Additional Issues	Retired or Defeased	Quarter Ending Balance Outstanding
Refunding 2nd Senior Revenue Bonds - Series 2017D	12/21/17	275,680,000	1/1/18 to 1/1/28	4.00% to 5.00%	223,980,000	-	-	223,980,000
Refunding 2nd Senior Revenue Bonds - Series 2017E	12/21/17	95,835,000	1/1/18 to 1/1/31	2.85% to 5.00%	93,550,000	-	-	93,550,000
Refunding 2nd Senior Revenue Bonds - Series 2020A	10/29/20	187,195,000	1/1/22 to 1/1/33	5.00%	172,450,000	-	-	172,450,000
Refunding 2nd Senior Revenue Bonds - Series 2020B	10/29/20	179,165,000	1/1/22 to 1/1/33	0.491% to 2.072%	153,610,000	-	-	153,610,000
Construction 2nd Senior Revenue Bonds - Series 2017A	2/8/17	456,070,000	1/1/32 to 1/1/47	3.50% to 5.00%	456,070,000	-	-	456,070,000
Construction 2nd Senior Revenue Bonds - Series 2017C	12/21/17	312,840,000	1/1/34 to 1/1/47	3.00% to 5.00%	209,920,000	-	-	209,920,000
Construction 2nd Senior Revenue Bonds - Series 2018A	10/31/18	344,310,000	1/1/32 to 1/1/48	3.625% to 5.00%	344,310,000	-	-	344,310,000
Junior Obligation Note, Series 2020A*	7/1/20	50,000,000	7/1/23	2.274%	50,000,000	-	-	50,000,000
Totals					\$ 1,703,890,000	\$ -	\$ -	\$ 1,703,890,000

**OKLAHOMA TURNPIKE AUTHORITY
PROCEEDS FROM SALE OF SURPLUS PROPERTY
FOR THE QUARTER ENDED DECEMBER 31, 2022**

	DATE	DESCRIPTION	PROCEEDS
4QTR	12/31/22	Total Sale of Surplus Property & Insurance Proceeds	\$ 961,843
		Total	<u>\$ 961,843</u>

*The note is a credit agreement with DNT Asset Trust. The note is structured as a Line of Credit with the full line being drawn at close. The note allows for the voluntary prepayment of principal, an extension of the maturity date and the option to convert the principal into a Term Loan. The proceeds allow monies to be available to fund capital projects. The note is secured by credit of the General Fund.