

Welcome to Teacher Table #2

August 03, 2020



OKLAHOMA
Education



Introductions

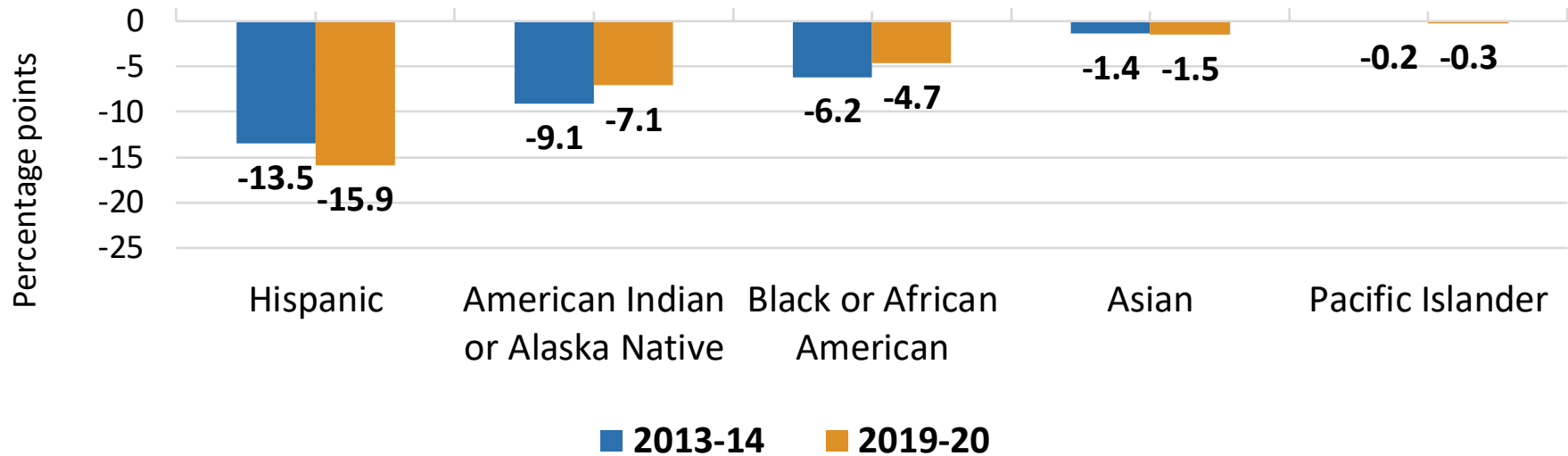
1. Name
2. Education affiliation
3. Reaction to this statement:

Our children are fighting to be seen as human beings without any precondition.

Teacher Table #2

Racial diversity of students and teachers

Student-to-teacher racial gaps in Oklahoma public schools, 2013-14 & 2019-20

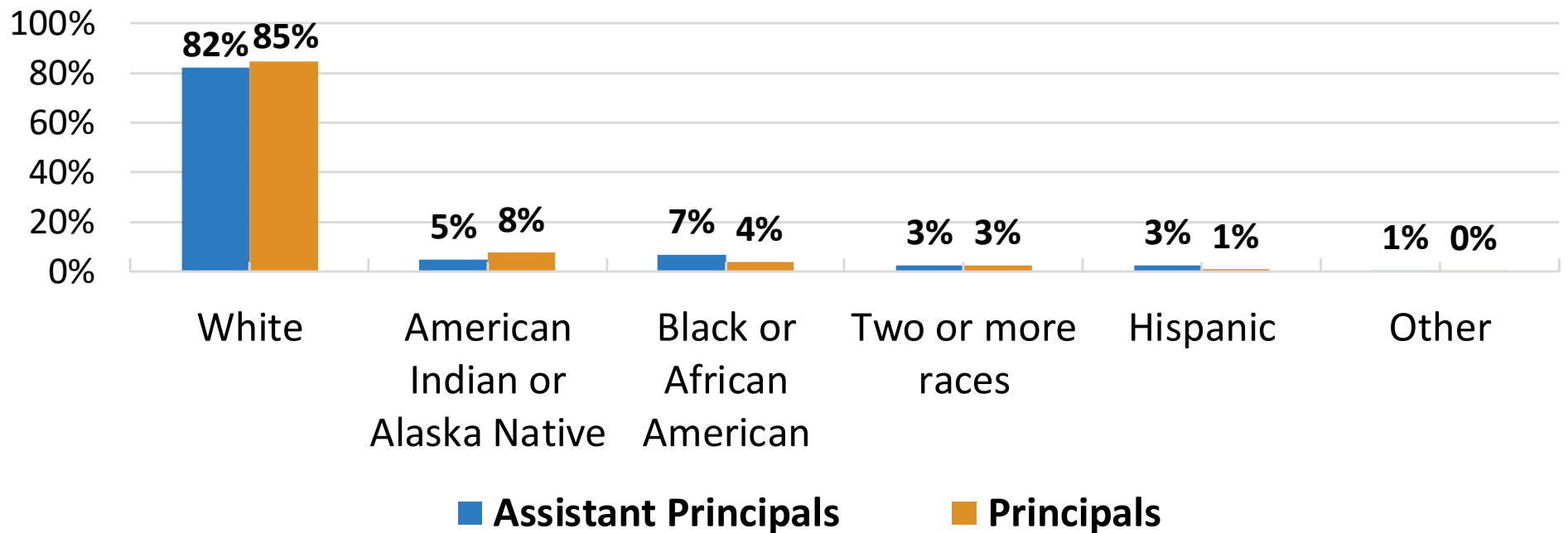


- Racial gaps are significantly larger for Hispanics (*city/suburban*) and American Indians or Alaskan Natives (*town/rural*)
- Minority gaps are larger –regardless of enrollment size–in:
 - Low-income schools
 - Schools with nonminority principals

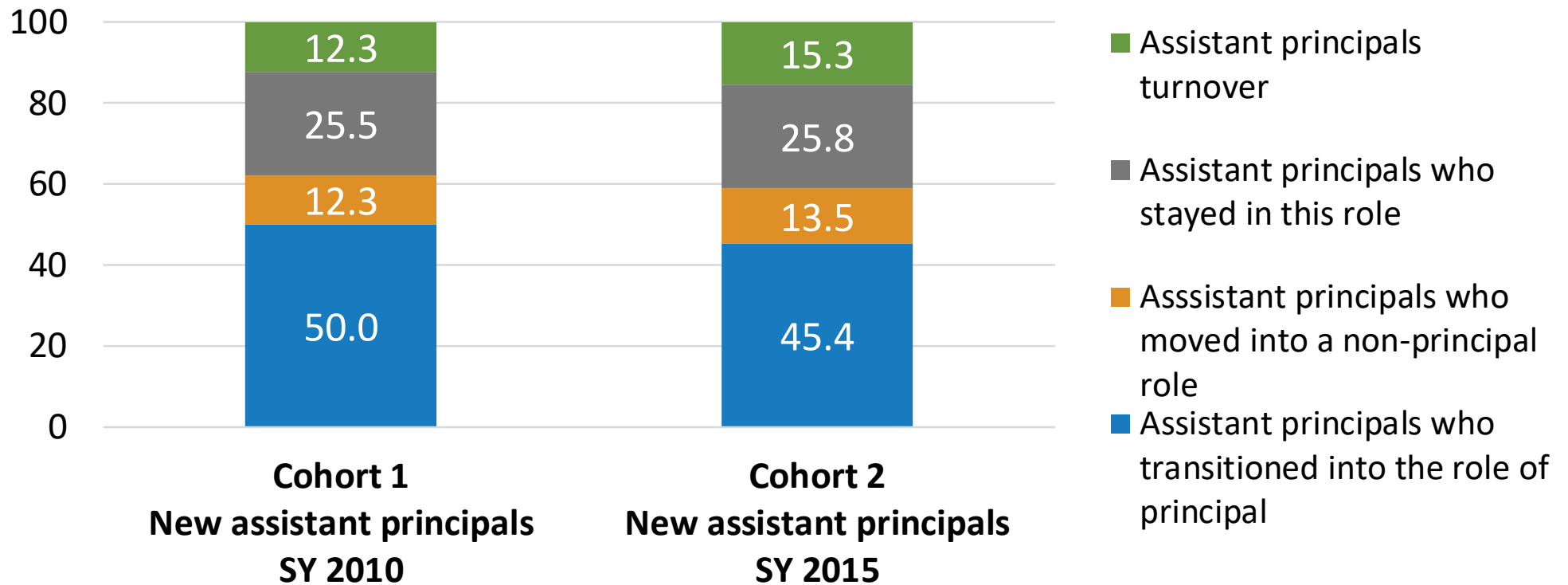
Teacher Table #2

Racial diversity of principals & the assistant principal to principal pathway by race

Public school assistant principals' & principals' racial and ethnic diversity, 2019-20



Employment status/role after 5 years (%)



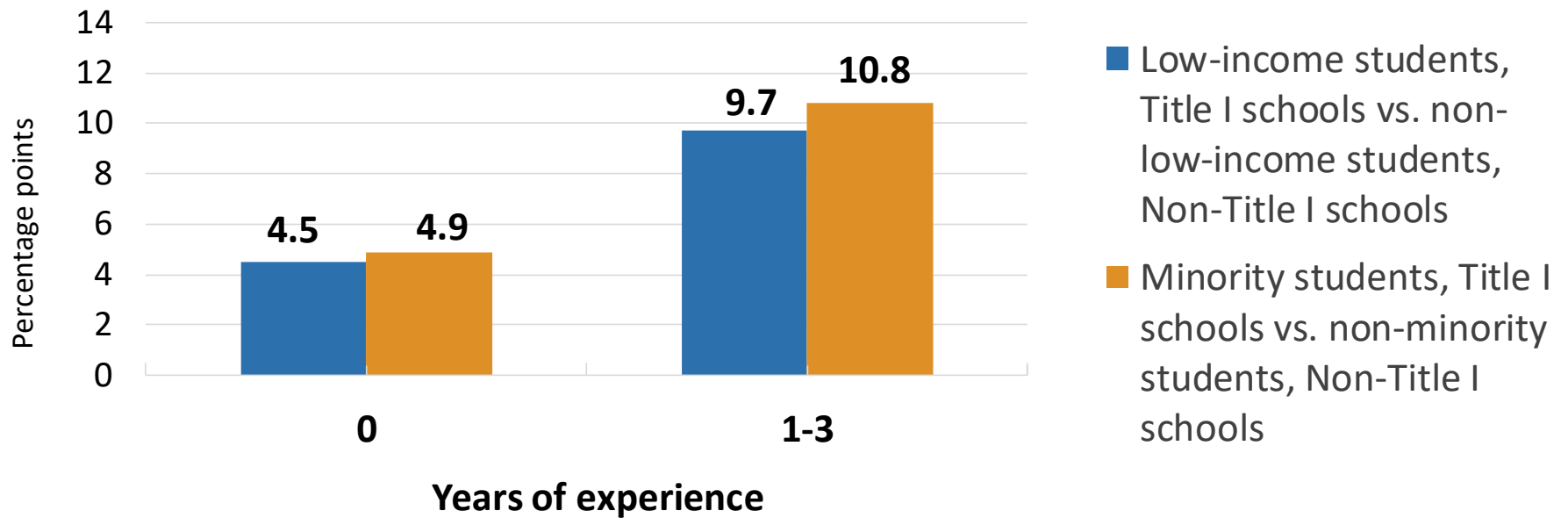
Race/Ethnicity	Time it takes an assistant principal to become a principal (Avg. # of years)	Prior experience in first year as assistant principal (Avg. # of years)
American Indian or Alaska Native	3	14
Asian	--	11
Black or African American	3	11
Hispanic*	2	10
Two or more races*	2	19
Pacific Islander	--	--
White	3	13

Note: In the table (*) denotes averages that come from only one cohort.

Teacher Table #2

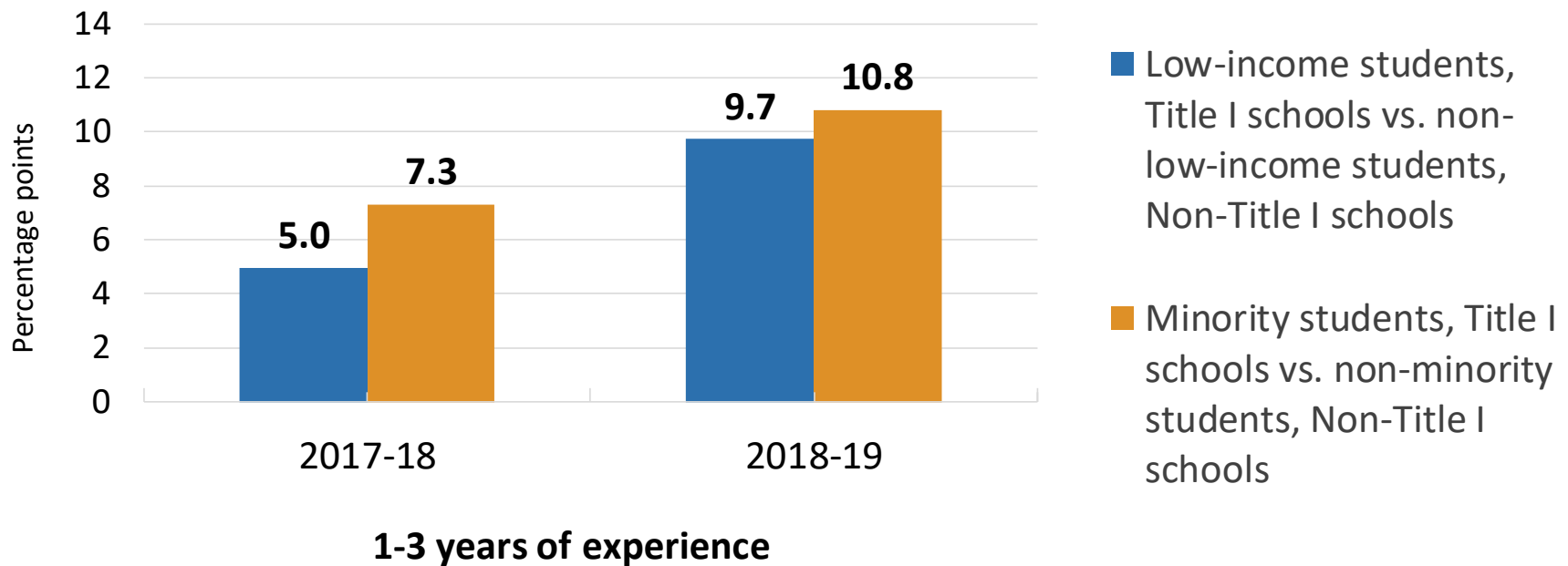
Equity gaps in the access to excellent teachers

Gaps in the access to experienced teachers



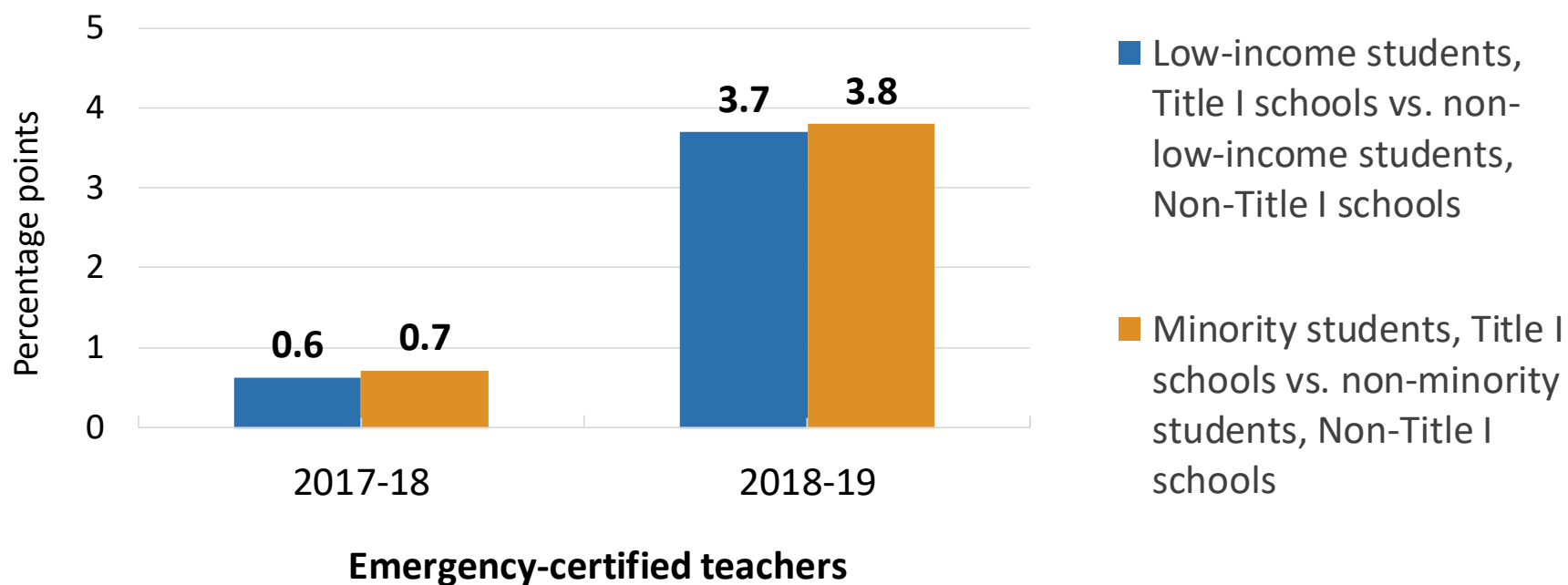
Notes: The count of records is based on all core subjects in each academic term (i.e. semester, trimester, quarter) in which students are enrolled.
SOURCE: Oklahoma State Department of Education, FY2018-19 WAVE Student Database & ED Facts school data.

Gaps in the access to experienced teachers



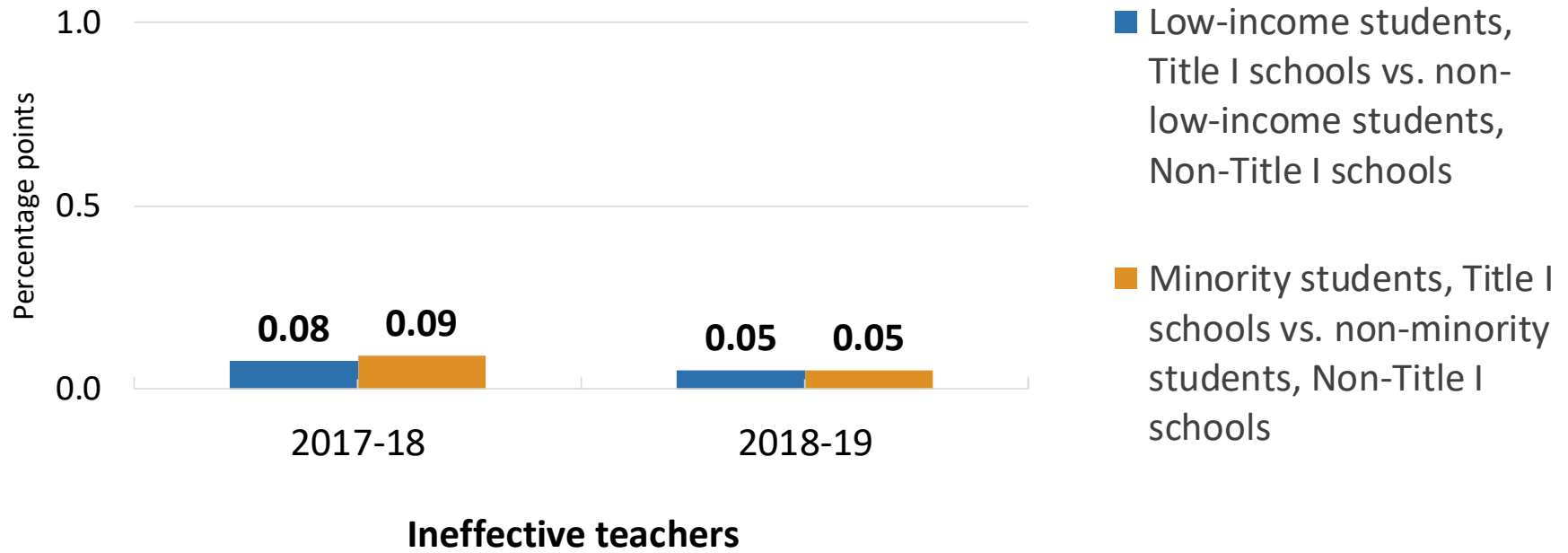
Notes: The count of records is based on all core subjects in each academic term (i.e. semester, trimester, quarter) in which students are enrolled.
SOURCE: Oklahoma State Department of Education, FY2018-19 WAVE Student Database & ED Facts school data.

Gaps in the access to traditionally certified teachers



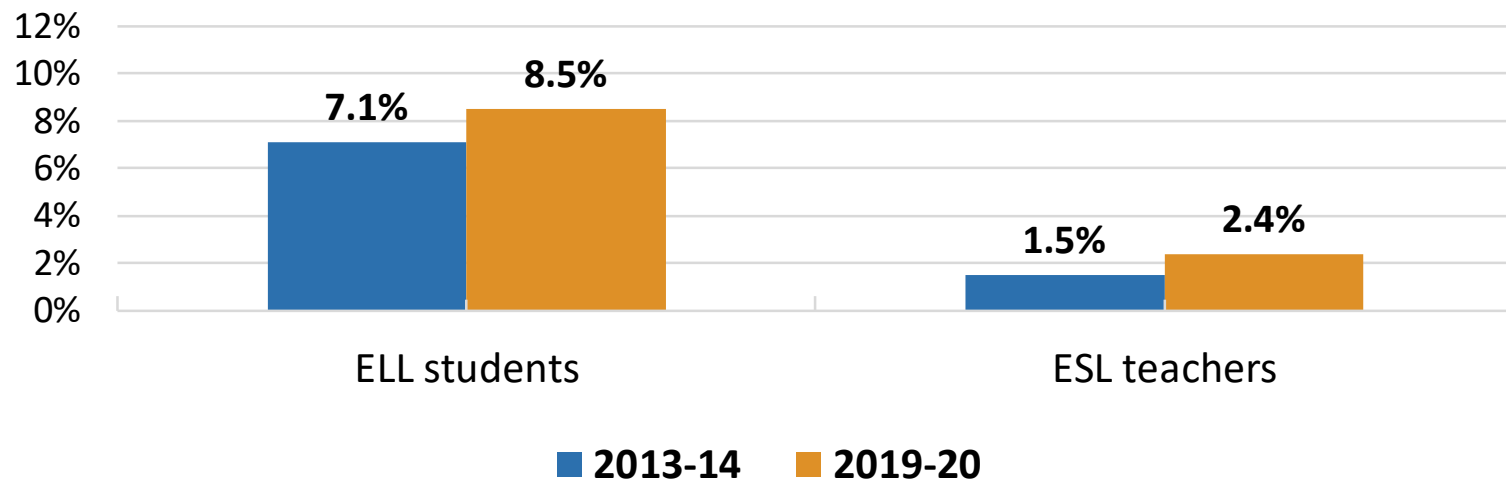
Notes: The count of records is based on all core subjects in each academic term (i.e. semester, trimester, quarter) in which students are enrolled.
SOURCE: Oklahoma State Department of Education, FY2018-19 WAVE Student Database & ED Facts school data.

Gaps in the access to effective teachers



Notes: The count of records is based on all core subjects in each academic term (i.e. semester, trimester, quarter) in which students are enrolled.
SOURCE: Oklahoma State Department of Education, FY2018-19 WAVE Student Database & ED Facts school data.

English Language Learners (ELL) vs. teachers with an English as a Second Language (ESL) credential, 2013-14 & 2019-20



- ELL enrollment: 59% (city); 15% (suburban); 17% (town); and 10% (rural)
- 66% of public schools had ≥ 1 ELL student (avg. 33)
- 56% of public schools that serve ELL students have no ESL teachers
 - Low-income schools (58%); Higher-income schools (51%)
 - City (26%); suburb (39%); town (67%); and rural(73%)

Discussion groups

- Take 20 minutes to discuss the guiding questions in your assigned group.
 - A designated person will take notes.
- Share a summary with the larger group.
 - A designated person will serve as a spokesperson.



Guiding questions

1. How adequate is the access different student groups have to experienced/effective/traditionally certified teachers in your school/community?
2. What steps have the district/school in your area taken to address the gaps?
3. How can the district/state more effectively address the identified gaps?

“Looking forward - what our teachers need to know”

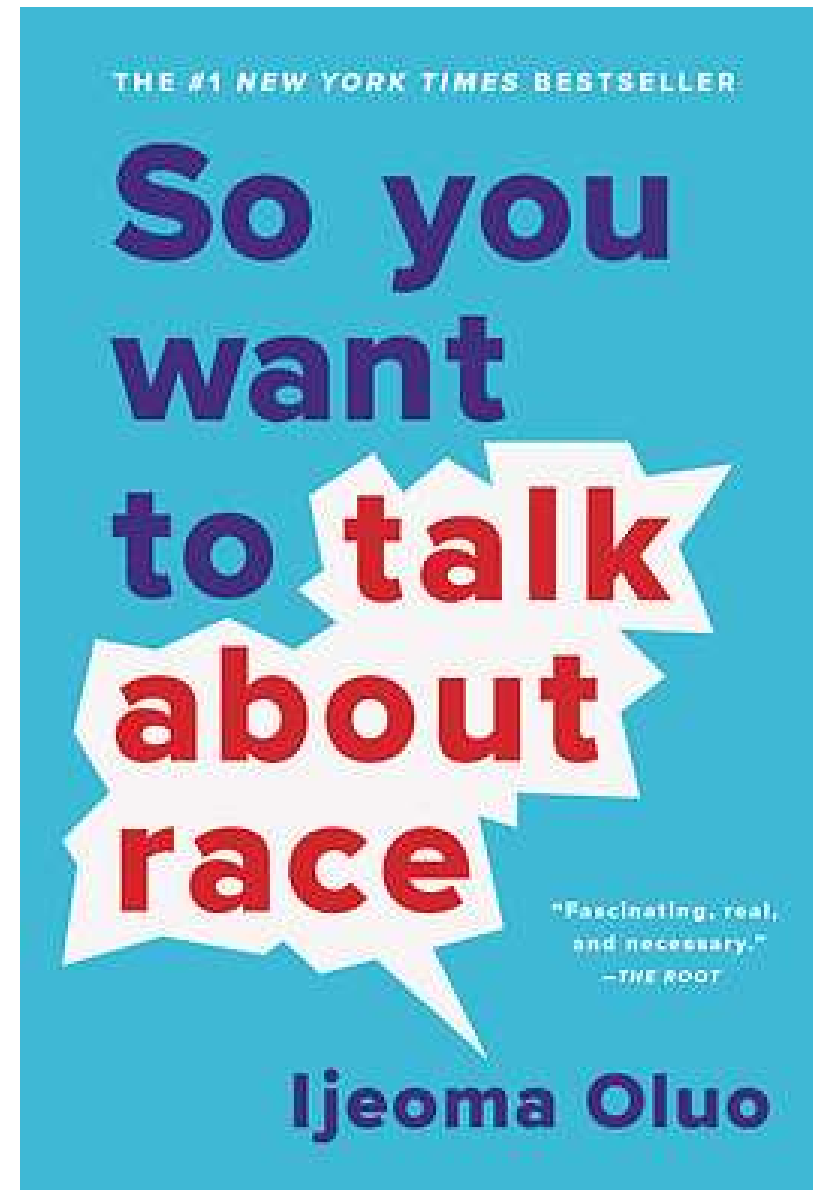
engageok
in the cloud

Student Panel Members

 Cord McDonald Silo High School	 Jake Lammes Guymon High School	 James VanOrsdol Bristow High School	 Caedmon Brooks Epic Charter School	 Joy Hofmeister
 Mariah Martin Ringling High School	 Nicholas Sayegh Western Heights High School	 Paeton Watkins Stillwater High School	 Perla Tovar Bying High School	 Sean Kuehn Charles Page High School Sand Springs
 Trakel "Kel" Pinkston Putnam City High School	 Zife Cao Norman North High School	zoom		

<http://engage.ok.gov/in-the-cloud/>

**Our children are
fighting to be seen as
human beings without
any precondition.**



Contact

Dr. Robyn Miller
Chief Deputy Superintendent of Public
Instruction
Robyn.miller@sde.ok.gov

Dr. Naneida Lazarte
Senior Director of Policy Research and
Evaluation
Naneida.Lazarte@sde.ok.gov

