



OKLAHOMA
Education

Office of Teacher Certification

2500 N Lincoln Blvd

Oklahoma City, OK 73105

TeacherCertification@sde.ok.gov

TEACHER CERTIFICATION DATA REPORT 2020 - 2025



Table of Contents

3

Definitions

4

**Certified
Educator
Counts**

5

**Certificate
Counts -
Type**

6

**Certificate
Counts -
Pathway**

7

**Certificate
Counts -
Type:
New to the
Profession**

8

**Certificate
Counts -
Pathway:
New to the
Profession**

9

**Certificate
Area
Counts**

10

**Certificate
Area
Counts:
Emergency**



Definitions

The following terms and abbreviations will appear throughout the report.

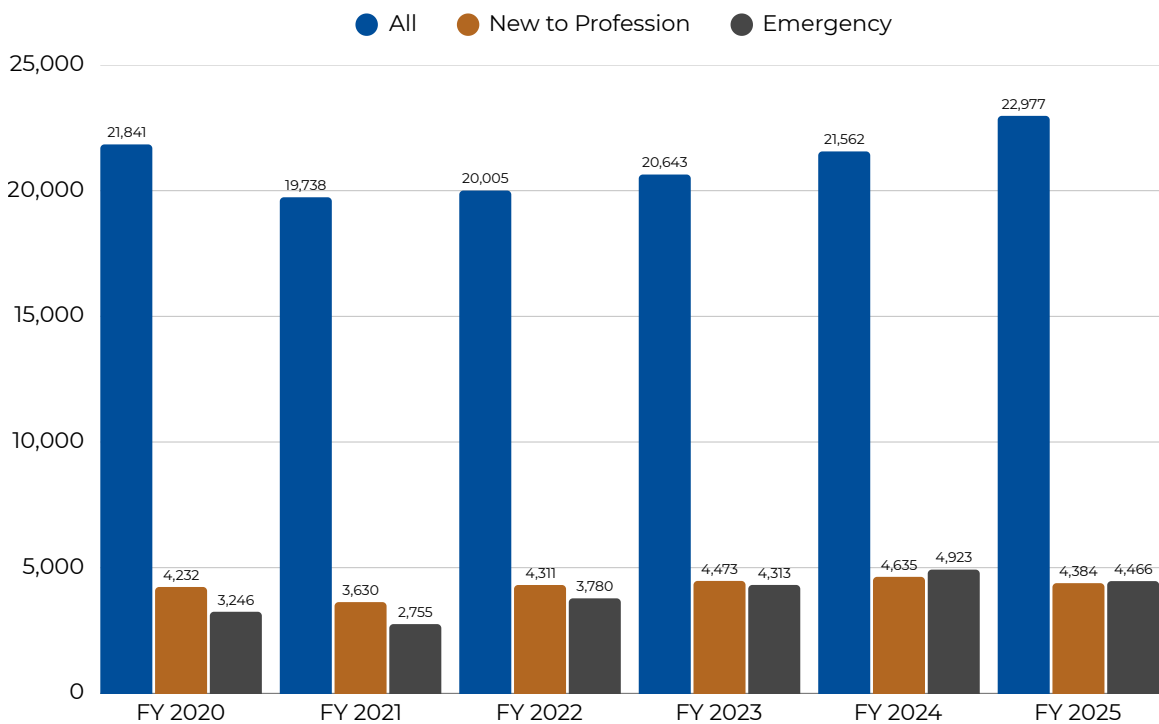
Term	Definition
Fiscal Year (FY)	July 1 - June 30 (Example: July 1, 2024 - June 30, 2025 = FY 2025)
Standard	<i>Certificate Type/Class</i> Full unencumbered certificate. All requirements have been met. Renewable every five years.
Provisional	<i>Certificate Type/Class</i> The first set of requirements have been met to become certified. A second set of requirements must be met to upgrade to a standard certificate. Limited renewals or non-renewable.
Extension	<i>Certificate Type/Class</i> Sub-type of a provisional. Requirements were not completed on time. One additional school year given, limited to the school district which requested it. Non-renewable.
Emergency (EMER)	<i>Certificate Type/Class</i> Requirements to obtain initial certification (provisional or standard) have not been met. One school year given, limited to the school district which requested it. Subject to limited issuance and additional requirements. Non-renewable.
Pathway	A program used by educators to obtain standard certification. The following definitions are examples of pathways.
Traditional (TRAD)	<i>Cert. Pathway</i> Completed an educator preparation program (EPP) in Oklahoma.
Out-of-State (OOS)	<i>Cert. Pathway</i> Completed full certification requirements in a different state and received reciprocity in Oklahoma.
Alternative Placement Program (ALT)	<i>Cert. Pathway</i> Program for non-education degree holders to obtain certification in a general single subject area (i.e. secondary 5th-8th or 5th-12th, or PK-12 area).
Career Development Program (CDP)	<i>Cert. Pathway</i> Program for non-education degree holders to obtain certification in early childhood, elementary, or special education based on prior experience.
Non-Traditional Special Education (Boot Camp) Program (BOOT)	<i>Cert. Pathway</i> Program for non-education degree holders to obtain certification in special education.



Certified Educator Counts

Certified Educators with One or More Certificates Issued - by Fiscal Year

	FY 2020	FY 2021	FY 2022	FY 2023	FY 2024	FY 2025
All	21,841	19,738	20,005	20,643	21,562	22,977
New to Profession	4,232	3,630	4,311	4,473	4,635	4,384
Emergency	3,246	2,755	3,780	4,313	4,923	4,466

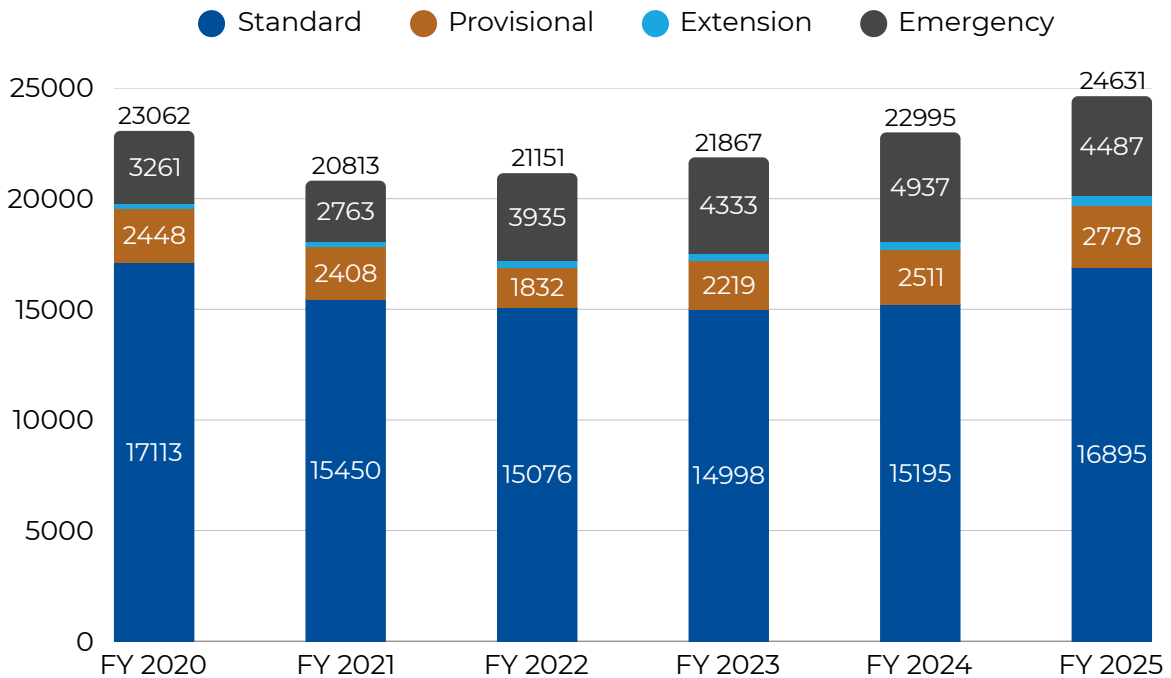




Certificate Counts - Type

Certificates Issued for All Educators - by Fiscal Year

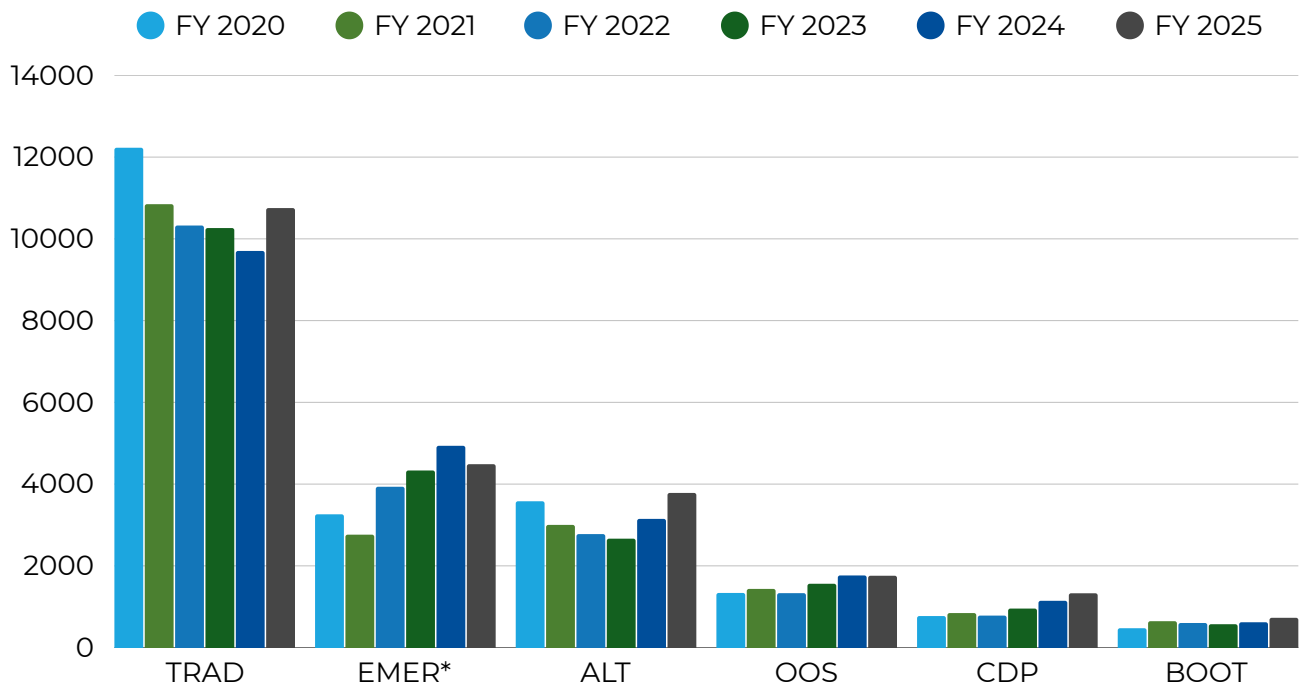
TYPE	FY 2020	FY 2021	FY 2022	FY 2023	FY 2024	FY 2025
Standard	17,113	15,450	15,076	14,998	15,195	16,895
Provisional	2,448	2,408	1,832	2,219	2,511	2,778
Extension	240	192	308	317	352	471
Emergency	3,261	2,763	3,935	4,333	4,937	4,487



Certificate Counts - Pathway

Certificates Issued by Popular Pathways for All Educators - by Fiscal Year

PATH	FY 2020	FY 2021	FY 2022	FY 2023	FY 2024	FY 2025
TRAD	12,229	10,848	10,326	10,264	9,704	10,753
EMER*	3,261	2,763	3,935	4,333	4,937	4,487
ALT	3,580	3,002	2,777	2,665	3,149	3,784
OOS	1,337	1,436	1,332	1,562	1,765	1,758
CDP	772	845	783	955	1,145	1,329
BOOT	474	646	602	572	620	729



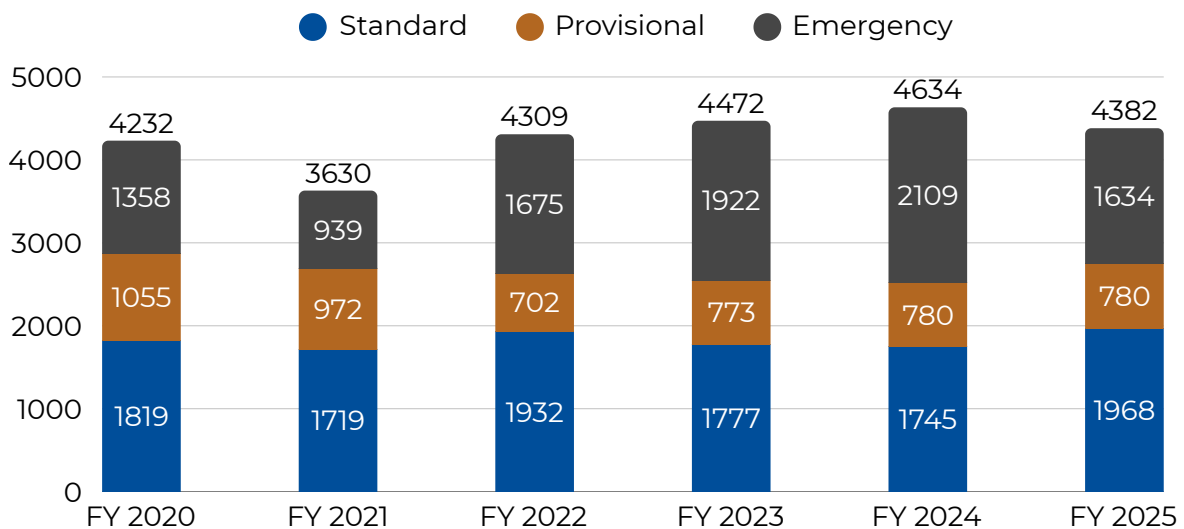
*Emergency certification is not a pathway.
It is included for reference.



Certificate Counts - Type: New to the Profession

Certificates Issued by Type for Educators New to the Profession - by Fiscal Year

TYPE	FY 2020	FY 2021	FY 2022	FY 2023	FY 2024	FY 2025
Standard	1,819	1,719	1,932	1,777	1,745	1,968
Provisional	1,055	972	702	773	780	780
Emergency	1,358	939	1,675	1,922	2,109	1,634

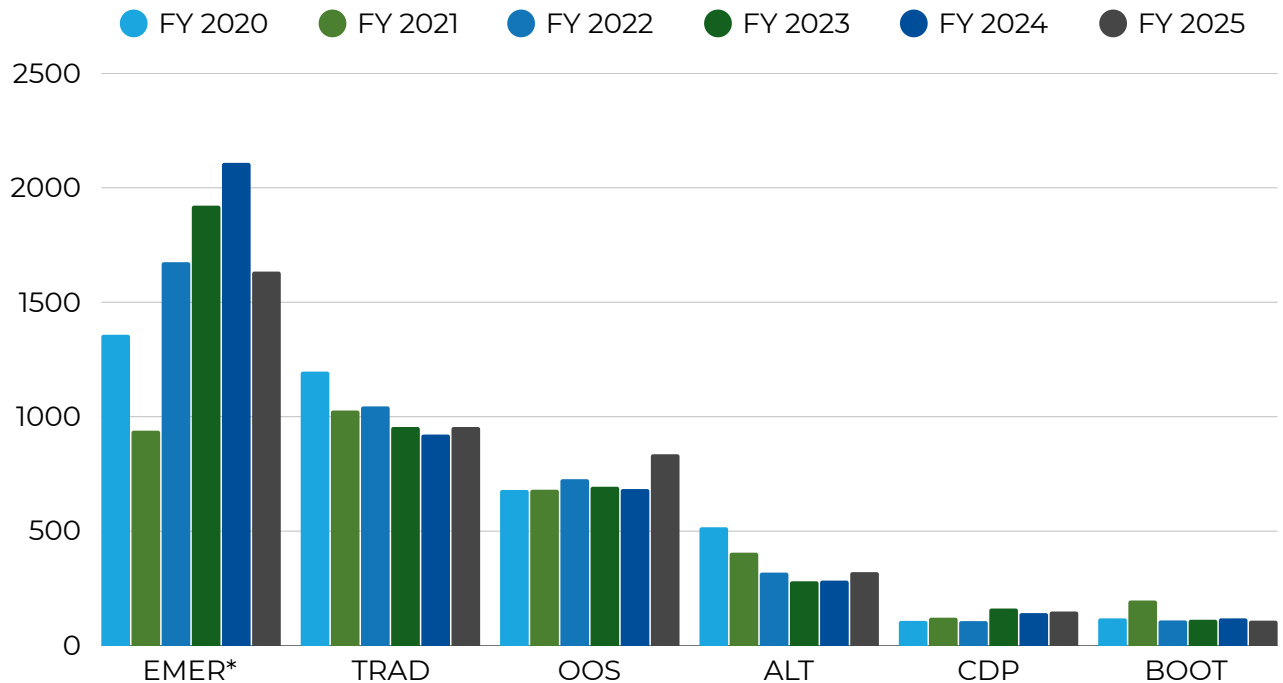




Certificate Counts - Pathway: New to the Profession

Certificates Issued by Popular Pathways for Educators New to the Profession - by Fiscal Year

PATH	FY 2020	FY 2021	FY 2022	FY 2023	FY 2024	FY 2025
EMER*	1,358	939	1,675	1,922	2,109	1,634
TRAD	1,197	1,027	1,045	955	922	955
OOS	680	681	727	694	684	836
ALT	517	406	319	281	284	321
CDP	108	122	107	162	142	149
BOOT	119	197	110	113	119	109



*Emergency certification is not a pathway.
It is included for reference.

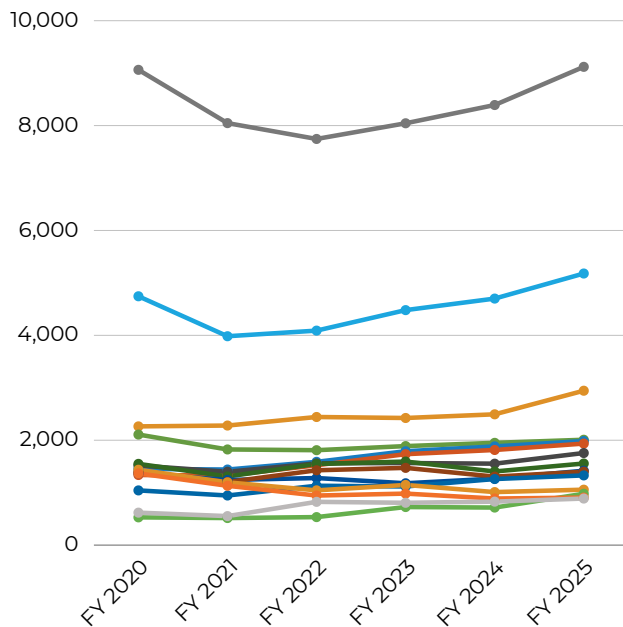


Certificate Area Counts

Top 15 Certificate Areas Issued - by Fiscal Year

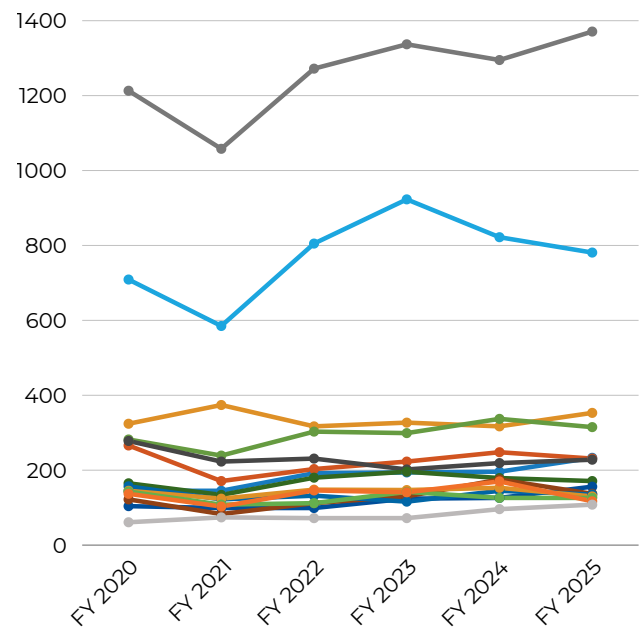
All Educators

- 1) ELEMENTARY EDUCATION
- 2) EARLY CHILDHOOD
- 3) MILD-MODERATE DISABILITIES
- 4) PHYSICAL EDUCATION/HEALTH/SAFETY
- 5) ELEMENTARY PRINCIPAL
- 6) SECONDARY PRINCIPAL
- 7) ENGLISH
- 8) INTERMEDIATE MATHEMATICS
- 9) US HISTORY/OK HISTORY/GOV/ECON
- 10) MID-LEVEL MATH FOR HS CREDIT
- 11) SCHOOL COUNSELOR
- 12) LANGUAGE ARTS
- 13) SEVERE-PROFOUND/MULTIPLE DISABI...
- 14) SOCIAL STUDIES
- 15) ENGLISH AS A SECOND LANGUAGE



New to the Profession

- 1) ELEMENTARY EDUCATION
- 2) EARLY CHILDHOOD
- 3) MILD-MODERATE DISABILITIES
- 4) ENGLISH
- 5) ENGLISH AS A SECOND LANGUAGE
- 6) PHYSICAL EDUCATION/HEALTH/SAFETY
- 7) US HISTORY/OK HISTORY/GOV/ECON
- 8) INTERMEDIATE MATHEMATICS
- 9) SEVERE-PROFOUND/MULTIPLE DISABILIT...
- 10) MID-LEVEL SOCIAL STUDIES
- 11) WORLD HISTORY/GEOGRAPHY
- 12) MID-LEVEL MATH FOR HS CREDIT
- 13) BIOLOGICAL SCIENCES
- 14) MID-LEVEL SCIENCE
- 15) SPEECH-LANGUAGE PATHOLOGIST

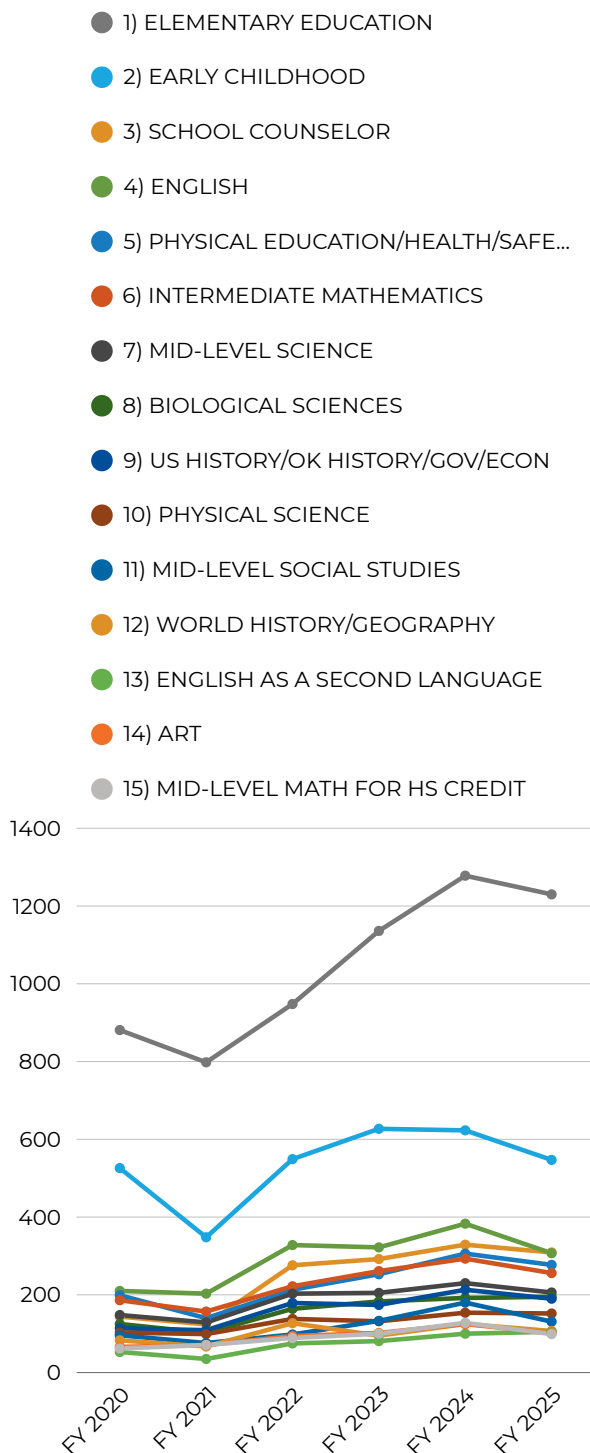




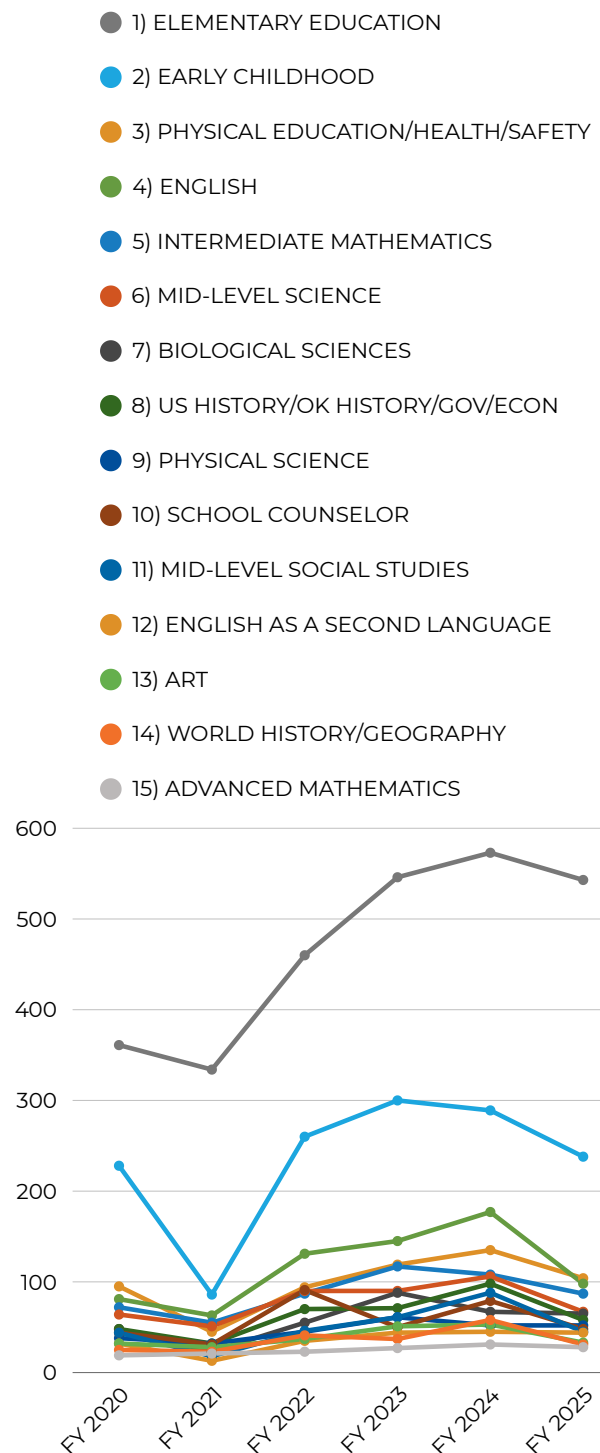
Certificate Area Counts: Emergency

Top 15 Emergency Cert. Areas Issued - by Fiscal Year

All Emergency



Emergency - New to the Profession







August 2025

Contact

OSDE Office of Teacher Certification
2500 N Lincoln Blvd
Oklahoma City, OK 73105

oklahoma.gov/education 
TeacherCertification@sde.ok.gov 



OKLAHOMA
Education