



OKLAHOMA

EDGE

Joy Hofmeister

State Superintendent of Public Instruction

Oklahoma's 8-Year Plan for Improving Education
FY 19 Budget Hearing, January 23, 2018

**Oklahoma State Board of Education
Budget Request for Fiscal Year 2019**

	Purpose	FY 18 Appropriation	FY 19 Request	Total Increase/(Decrease)	Notes
1	Financial Support of Public Schools (70 O.S. 18-200.1)	1,870,977,666	1,924,815,364.00	53,837,698	amount needed to remove moratorium under SB 933 (2016) = \$2,198,334,229
2	Regionally Competitive Teacher Pay Raise	-	287,849,265	287,849,265	\$5000 raise for 49,142 certified personnel
3	Instructional Materials (70 O.S. 16-114a)	-	58,650,000	58,650,000	Math books @\$85/book \$66m not funded last year for reading
4	Flexible Benefit Allowance (70 O.S. 26-104)	462,695,967	487,383,116	24,687,149	includes projected growth in staff and 4.5% premium increase
5	<i>Certified Personnel</i>	299,320,340	315,478,030	16,157,690	
6	<i>Support Personnel</i>	163,375,627	171,905,086	8,529,459	
7	Support of Public School Activities	92,074,033	137,351,551	45,277,518	
8	Administrative and Support Functions	15,681,105	19,040,553	3,359,448	restore agency capacity to FY 16 level
9	Lottery Trust Fund - Transfer to TRS Revolving Fund (62 O.S. 34.93 and 3A O.S. 713(C)(3))	3,485,529	3,485,529	-	determined by statute
10	Lottery Trust Fund - Transfer to School Consolidation Assistance Fund (70 O.S. 7-203)	3,485,529	3,485,529	-	determined by statute
11	TOTAL APPROPRIATION	2,448,399,829	2,922,060,907	473,661,078	

**Oklahoma State Board of Education
Support of Public School Activities Budget**

Purpose	FY 18 Appropriation	FY 19 Request	Total Increase/ (Decrease)	Notes
---------	------------------------	---------------	-------------------------------	-------

Strategic Plan Pillar 1: Achieve Academic Success (To ensure a high-quality public education, the OSDE will close the opportunity and achievement gap for each student in Oklahoma.)

1	Alternative Education Programs and Admin (70 O.S. 1210.561, 70 O.S. 1210.568)	10,210,988	17,102,412	6,891,424	amount needed based on actual district expenditures
2	Early Intervention SoonerStart (70 O.S. 13-124)	14,400,341	16,323,919	1,923,578	amount needed to restore FY 2010 funding
3	Reading Sufficiency (70 O.S. 1210.508D)	6,500,000	12,045,600	5,545,600	amount needed for 80,304 students KG-3 * \$150
4	Early Childhood Initiative (70 O.S. 10-105.4)	10,500,000	12,000,000	1,500,000	amount needed to expand program to Lawton/4th center in Tulsa
5	Testing (70 O.S. 1210.508, 20 USC §6311(b)(2))	9,512,125	9,512,125	-	projection based on need
6	Competitive Grants Pool	-	6,062,294	5,482,294	amount needed to restore FY 16 funding
7	<i>Great Expectations</i>	400,000	1,115,675	715,675	amount needed to restore FY 16 funding
8	<i>Street School</i>	180,000	200,000	20,000	amount needed to restore FY 16 funding
9	School Lunch Matching & MOE (7 CFR 210-17 and 7 CFR 235.11(a))	3,320,442	3,500,000	179,558	estimate to cover any increase to required state match
10	AP Teacher Training and Test Fee Assistance (70 O.S. 1210.703), AVID & NMSI	1,235,045	3,500,000	2,264,955	test fee assist., AVID/other grants to districts, NMSI, PD institutes
11	Accountability Implementation/Dashboards (70 O.S. 1210.545, 20 USC §6311(c))	-	1,403,200	1,403,200	amount needed for second year of system implementation
12	Oklahoma Arts Institute	200,000	350,000	150,000	FY 16 amount restored
13	Standards Implementation (70 O.S. 11-103.6, 20 USC §6311(b)(1))	350,000	350,000	-	Math, ELA, Science training/development of US History standards
14	Charter Schools Incentive Fund (70 O.S. 3-144)	-	100,000	100,000	\$50k max to each school, 2 schools projected
15	Ag in the Classroom	38,000	38,628	628	FY 16 amount restored
16	Total	56,846,941	82,288,178	25,441,237	

Strategic Plan Pillar 2: Build Exceptional Educators and Schools (The OSDE will support the recruitment, preparation and retention of highly qualified teachers and leaders.)

17	Teachers' Retirement System (70 O.S. 17-108.2)	27,712,137	32,712,137	5,000,000	carryover depleted
18	Required Teacher Professional Development (70 O.S. 6-193)	-	5,300,000	5,300,000	amount needed based on actual district expenditures
19	National Board Teacher Bonus (70 O.S. 6-204.2)	5,400,000	5,250,000	(150,000)	projection based on need - stipends for 1050 teachers
20	Psychologists, Speech Pathologists and Audiologists Bonus (70 O.S. 6-206)	-	3,650,000	3,650,000	projection based on need - stipends for 730 FTEs
21	Teach for America	1,250,000	2,500,000	1,250,000	FY 14 amount restored - 1st year of program
22	Oklahoma Student Information System (70 O.S. 18-200.1(E))	464,955	2,360,736	1,895,781	amount needed for licenses, IT projects/enhancements on hold
23	Teacher Residency Program (70 O.S. 6-195)	150,000	1,540,500	1,390,500	amount needed for \$500 mentor stipend (2581 1st yr teachers)
24	Teacher and Leader Effectiveness Programs (70 O.S. 6-101.16)	250,000	1,000,000	750,000	PL Focus, Moving UP, Lead to Succeed, Emergency Cert training
25	Parent Tools	-	500,000	500,000	tools for parents on standards, chronic absenteeism, remediation
26	Assessment/Accountability Support to Schools	-	250,000	250,000	amount needed to support schools in local implementation
27	Personal Financial Literacy Implementation (70 O.S. 11-103.6h)	-	-	-	alternate funding source available
28	Total	35,227,092	55,063,373	19,836,281	

29	FY 16 Programs Expired				
Grand Total		\$ 92,074,033	\$ 137,351,551	\$ 45,277,518	

**Oklahoma State Board of Education
Program Descriptions for Fiscal Year 2018 Budget Request**

Purpose	Description	FY 19 Request
Financial Support of Public Schools (70 O.S. 18-200.1)	State funds appropriated for local school districts are distributed through the state aid formula on a weighted average daily membership (WADM) basis.	1,924,815,364
Regionally Competitive Teacher Pay Raise	Will fund \$5000 pay increase for 49,142 certified personnel excluding superintendents. Includes employer share of TRS and FICA.	287,849,265
Instructional Materials (70 O.S. 16-114a)	Based on legislative appropriations. Funds allocated to school districts for textbooks and instructional expenses on an average daily attendance basis (ADA). \$100,000 preserved from the fiscal year's appropriation to meet the statutory requirements for replacement of textbooks destroyed by fire or other hazard. Amount reflects estimated cost to pay for purchasing math textbooks. Note: Purchase of reading textbooks was not funded in FY 18.	58,650,000
Flexible Benefit Allowance (70 O.S. 26-104)	See next two items.	487,383,116
<i>Certified Personnel</i>	Projected benefit amount for 50,600 school district certified personnel to offset health insurance costs.	<i>315,478,030</i>
<i>Support Personnel</i>	Projected benefit amount for 31,864 school district support personnel to offset health insurance costs.	<i>171,905,086</i>

Purpose	Description	FY 19 Request
Support of Public School Activities	Funds allocated to school districts and other entities for implementation of various education programs and initiatives.	137,351,551
Alternative Education Programs and Admin (70 O.S. 1210.561, 70 O.S. 1210.568)	Serves students in grades 6-12 who are most at risk of not completing a high school education. Provides grants to schools for alternative education programs. Last year there were 280 programs including coops across the state serving approximately 11,412 students. Graduation rate for these students is 81%. Funding level requested is based on the amount of state dollars reported in OCAS as being spent for alternative education. Overall districts spend more than \$41m in available funds for the program.	17,102,412
Early Intervention SoonerStart (70 O.S. 13-124)	SoonerStart is Oklahoma's early intervention program serving infants and toddlers with developmental delays from birth to 36 months. SoonerStart is a collaborative interagency project coordinated with the Departments of Health, Human Services, Mental Health and Substance Abuse Services, Health Care Authority and the Commission on Children and Youth. Funding level is increased to restore reduced funds from previous years and to maintain federal IDEA Part C funds and Maintenance of Effort (MOE). Program serves approximately 8,500 families per year.	16,323,919

Purpose	Description	FY 19 Request
Reading Sufficiency (70 O.S. 1210.508D)	<p>The purpose of the Reading Sufficiency Act (RSA) is to ensure that all Oklahoma students are reading on grade level at the end of third grade (a critical juncture when students go from learning to read to reading to learn). RSA supports Oklahoma children in Kindergarten through third grade. Funds are given to districts on a per student basis for those students K-3 reading below grade level. In previous years, schools have received approximately 50% of the amount originally intended for the program. Requested funds would provide assistance to 80,304 students, based on a formula of \$150 per student – the suggested funding amount in state statute at the initiation of the program.</p>	12,045,600
Early Childhood Initiative (70 O.S. 10-105.4)	<p>Consists of state funds and private matching funds that provide early childhood services to at-risk children. The program targets low-income families to empower them with the education and tools they need to break the cycle of poverty. Provides services to 2,664 children. Additional funding requested to expand the program to Lawton and open a fourth center in Tulsa.</p>	12,000,000
Testing (70 O.S. 1210.508, 20 USC §6311(b)(2))	<p>Funds utilized for the administration of a statewide student assessment system for grades 3-8 and high school.</p>	9,512,125
Competitive Grants Pool	<p>Grants awarded for a variety of student learning opportunities and professional development based on a statewide competitive application basis. In FY 16, this same amount provided funding to 18 programs.</p>	6,062,294

Purpose	Description	FY 19 Request
<i>Great Expectations</i>	<p>GE is a teacher professional development program based on the latest research of the most effective teaching practices. Funds are used for educators from approximately 119 schools (88 GE model schools and 31 scholarship schools) to attend the GE institute, held in multiple locations around the state. This will benefit approximately 62,000 students. Funding levels would restore the program to the grant it received through the competitive grants pool in FY 16. GE would be funded through the grant pool if one is available.</p>	1,115,675
<i>Street School</i>	<p>Street School is an academic and therapeutic program designed for youth that have dropped out or are at risk of dropping out. Program assists the hardest to reach and most deficient students in increasing college, career and citizen-readiness. The program serves approximately 130 students. Funding levels would restore the program to the grant it received through the competitive grants pool in FY 16. Street School would be funded through the grant pool if one is available.</p>	200,000
School Lunch Matching & MOE (7 CFR 210-17 and 7 CFR 235.11(a))	<p>Minimum amount necessary for the state match and maintenance of effort required by USDA in order to receive federal funds for the National School Lunch Program. In FY 17 schools provided 136,909,835 meals to students.</p>	3,500,000

Purpose	Description	FY 19 Request
AP Teacher Training and Test Fee Assistance (70 O.S. 1210.703), AVID & NMSI	AP allows high school students to undertake college level academic courses and provides students the opportunity to show they have mastered the advanced material by taking end-of-course AP exams. AVID provides educators with training to help teachers better prepare all students for more rigorous AP/Pre-AP curriculum. NMSI offers hands-on training, resources, and ongoing coaching support for math, science, and English teachers. Funding would allow new start-up programs in districts for AVID and NMSI programs, which has been eliminated the last two years.	3,500,000
Accountability Implementation and Dashboards (70 O.S. 1210.545, 20 USC §6311(c))	Required to implement new changes to the A-F report card. The amount is needed for year two of development and implementation as reported under the fiscal impact of HB 1693 (2017).	1,403,200
Oklahoma Arts Institute	This program has 2 components: 1) Oklahoma Summer Arts Institute, a fine arts school for high school students who are selected to attend through statewide competitive auditions; 2) Oklahoma Fall Arts Institute, a series of weekend workshops for elementary and secondary teachers. Program serves approximately 270 students and 250 educators and is supported through private donations.	350,000
Standards Implementation (70 O.S. 11-103.6, 20 USC §6311(b)(1))	Funds are used for implementation of curricular standards for ELA, math and science that are college and career ready will continue in FY 19. Funds will be used to continue development of frameworks and other materials to help teachers understand the standards, and for training around the state. Additionally, in FY 19 funds will be used for standards development for social studies and US History.	350,000

Purpose	Description	FY 19 Request
Charter Schools Incentive Fund (70 O.S. 3-144)	Contingent on funds available, funds are used to provide financial support to new charter schools. Funding is based on an estimated two new charter schools set to open in the 2019 school year. Funding is capped at \$50,000 per charter school.	100,000
Ag in the Classroom	Program goal is to increase agricultural literacy among students and educators. Materials are developed in collaboration with the Dept of Agriculture. Program serves approximately 30,000 students and teachers. Program is also supported through the OSU Cooperative Extension Service Youth Development Program and private donations. Funding is restored to FY 16/historical level.	38,628
Teachers' Retirement System (70 O.S. 17-108.2)	Funds appropriated to SDE as a pass through to TRS to offset a portion of teachers' contributions to the retirement system. Amount is based on number of members, years of service and credit amount set in statute.	32,712,137
Required Teacher Professional Development (70 O.S. 6-193)	Funds allocated to districts on ADA basis for professional development activities. Funding level requested is based on the amount of state dollars reported in OCAS as being spent for professional development.	5,300,000
National Board Teacher Bonus (70 O.S. 6-204.2)	Teachers who attained National Board Certification, or submitted application for renewal of such, prior to June 30, 2013 and are eligible to receive the bonus will receive \$5000 annually over a 10-year period. Teachers who attained National Board Certification after June 30, 2013 will receive salary increments as set forth in the minimum salary schedule. Projected number of teachers receiving bonus in FY 19 is 1050.	5,250,000

Purpose	Description	FY 19 Request
Psychologists, Speech Pathologists and Audiologists Bonus (70 O.S. 6-206)	Contingent on funds available, national certified school psychologist, speech language pathologists and audiologists receive an annual bonus in the amount of \$5,000 or prorated based on the proportionate equivalency to full-time employment. Funding is based on projected number of FTEs to receive the bonus, approximately 730.	3,650,000
Teach for America	Teach for America is the national corps of outstanding recent college graduates and professionals of all academic majors and career interests who commit two years to teach in urban and rural public schools and become leaders in the effort to expand educational opportunity. TFA is funded through state and private matching funds. Last year's program supported 384 teachers in six districts including OKC, Tulsa and Lawton. Funding is restored to FY 16/historic level.	2,500,000
Oklahoma Student Information System (70 O.S. 18-200.1(E))	Funds used to support and maintain the Oklahoma Student Information System (WAVE). Funds include maintenance and license of the existing system as well as funding for projects and enhancements currently on hold due to lack of funds.	2,360,736
Teacher Residency Program (70 O.S. 6-195)	The program requires each first-year teacher, including first-year emergency certified teachers, to have a mentor. There were approximately 2,581 first-year teachers in 2017. Funds are used for providing professional development, support and coaching to the mentors. Funds also requested to restore previously eliminated stipends in the amount of \$500 to each mentor.	1,540,500

Purpose	Description	FY 19 Request
Teacher and Leader Effectiveness Programs (70 O.S. 6-101.16)	Funds used to improve the effectiveness of teachers and leaders in the public school system, including continued development and implementation of the new individualized program of professional development (PL Focus) required by HB 2957, 2016. Funds will also be used to continue training programs for assistant principals (Moving UP) and principals (Lead to Succeed) and emergency certified teachers.	1,000,000
Parent Tools	Funds used to increase support to schools for efforts to connect with families and communities and for tools to help families better support their students in learning the Oklahoma Academic Standards.	500,000
Assessment/Accountability Support to Schools	Funds used to support schools in better understanding the data available to them through assessment and accountability in order to make data-driven decisions.	250,000
Personal Financial Literacy Implementation (70 O.S. 11-103.6h)	Personal Financial Literacy is designed for students in Grades 7-12. Students learn ideas, concepts, knowledge and skills to make good personal financial decisions. Funds are used to provide training to teachers. HB 1694, 2017 created a new funding source for this purpose.	-

Purpose	Description	FY 19 Request
Administrative and Support Functions	Funds used for support to schools in a variety of areas including curriculum, accountability, finance and professional development. Additional funds for unfilled positions due to budget shortfall and to expand agency capacity in critical areas.	19,040,553
Lottery Trust Fund - Transfer to TRS Revolving Fund (H.B. 2242, 2015, 62 O.S 34.93 and 3A O.S. 713(C)(3))	Funds appropriated to the Teachers' Retirement System Dedicated Revenue Revolving Fund to fund the current unfunded liability of the Teachers' Retirement System.	3,485,529
Lottery Trust Fund - Transfer to School Consolidation Assistance Fund (H.B. 2242, 2015, 70 O.S. 7-203)	Funds appropriated to SDE to assist district consolidation, annexation, shared superintendent, severance payments and ACE technology.	3,485,529
TOTAL APPROPRIATION		2,922,060,907



OKLAHOMA

EDGE

Joy Hofmeister

State Superintendent of Public Instruction

Oklahoma's 8-Year Plan for Improving Education
FY 19 Budget Hearing, January 23, 2018

Oklahoma State Department of Education

MISSION: To champion equitable access to a high-quality public education that readies students for future success in college, career and life.

ACHIEVE academic
success

BUILD exceptional
educators and schools

CREATE engaged
communities

By 2025 Oklahoma will:

1. Score among the **top 20 highest-performing states** on the National Assessment of Education Progress (NAEP) – otherwise known as “the nation’s report card” – in all subjects for fourth grade and eighth grade.
2. **Reduce by 50% the need** for mathematics and English language arts **remediation** after high school.
3. Rank among the **top 10 states with the highest graduation rate** for students in four-, five- and six-year cohorts.

By 2025 Oklahoma will:

4. Ensure that 100% of students in grades 6 through 12 develop a useful and meaningful Individualized Career Academic Plan (ICAP).
5. Align early childhood education and learning foundations to ensure at least 75% of students are “ready to read” upon kindergarten entry.
6. Increase student access to effective teachers, thereby reducing the need for emergency-certified teachers by 95%.

Constitutional Responsibility for Common Schools

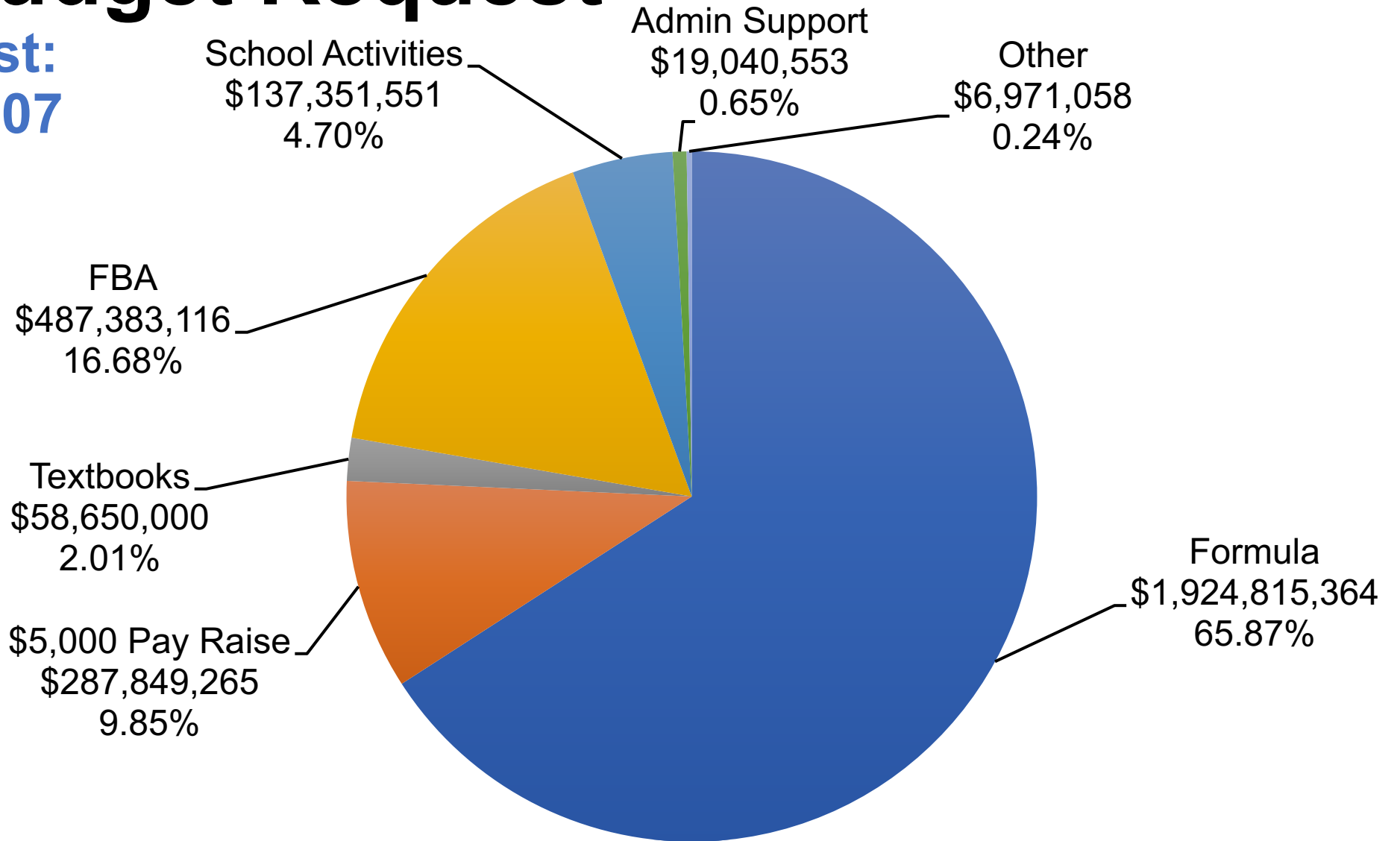
➤ Article 13 of the Oklahoma Constitution

§ 1. Establishment and maintenance of public schools.

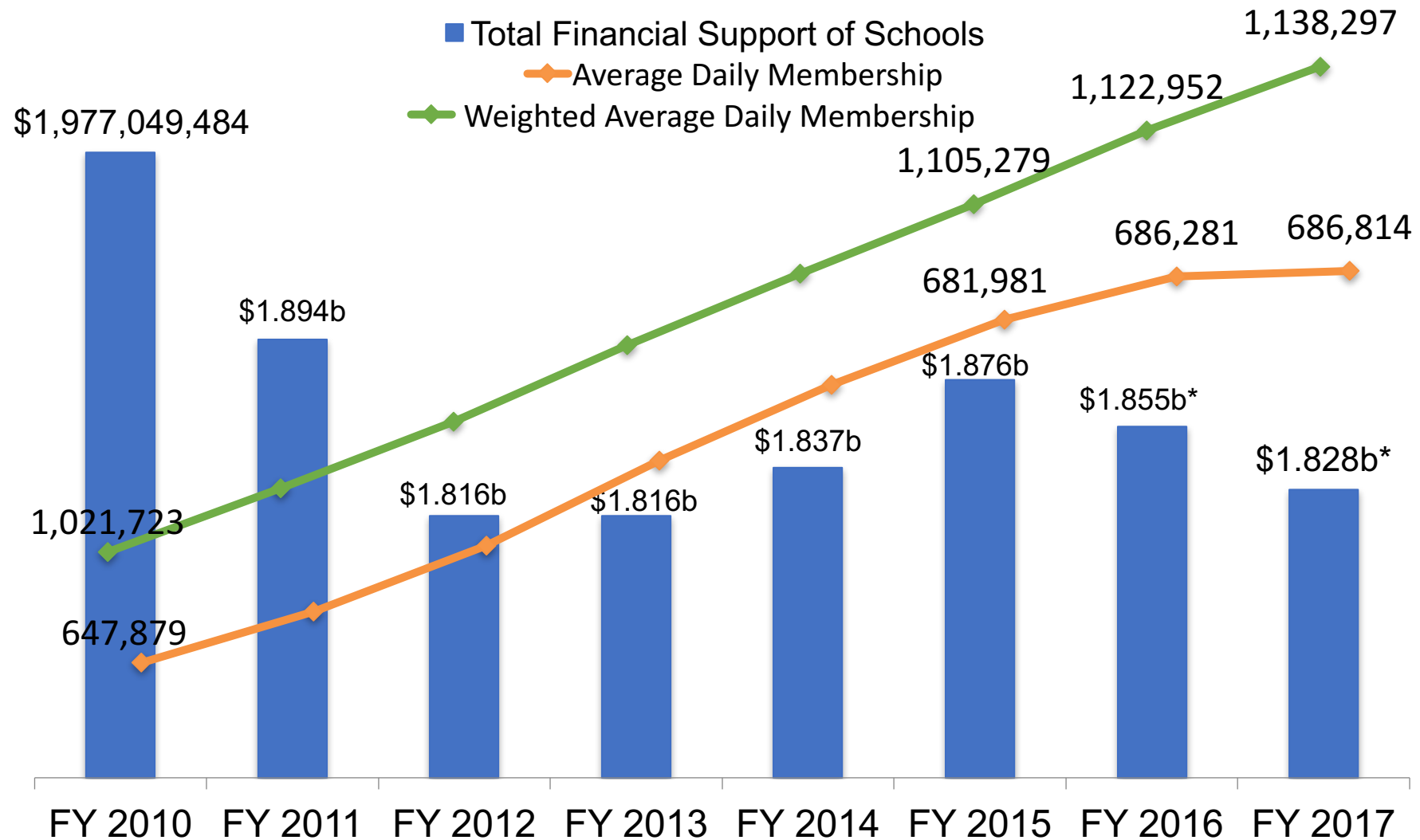
- “The Legislature shall **establish** and **maintain** a system of free public schools wherein all the children of the State may be educated.”

FY 19 Budget Request

Total Request:
\$2,922,060,907



Financial Support of Schools FY 10 – FY 17



*Decrease due to state general revenue failure and revenue shortfall

Formula Request Scenarios: Reflects Need of Schools

Baseline Fiscal Year	Appropriation	Per Pupil Funding (Formula Factor)	Total Funding Required to Meet Prior Level	Additional Funding to Meet Prior Level
SB 933 (2016)	—	\$3,291.60	\$2,198,334,229	\$327,356,563
FY 2015	\$1,876,284,000	\$3,075.80	\$1,945,538,087	\$74,560,421
FY 2016	\$1,830,124,393	\$3,058.11	\$1,924,815,364	\$53,837,698

Just to keep pace with projected student growth at FY 16 per pupil funding levels, a **\$53,837,698** increase is needed.

Understanding the Need

Compelling evidence from one teacher's story

“The night before school started I looked at my roster. I had 40 to 45 students in each class. I only **had enough desks for 30.**”

“When you have 40 students in a room for 45 minutes a day, *it is not physically possible to be a champion for all of them.*”

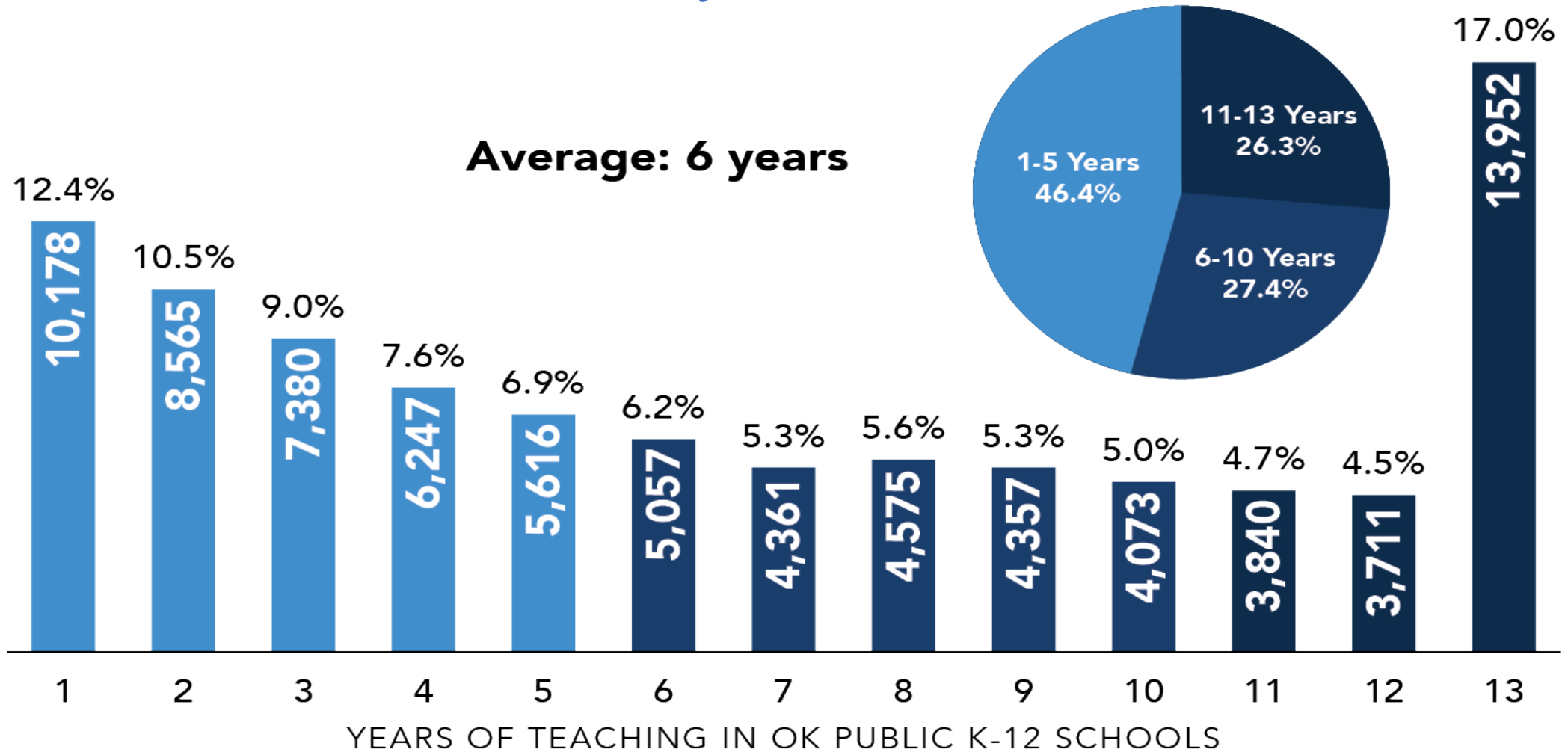
Emily Durbin, U.S. History Teacher,
Nathan Hale High School, Tulsa

BY 2025 OKLAHOMA WILL:

**Increase student access
to effective teachers,
thereby reducing the need
for emergency-certified
teachers by 95%.**

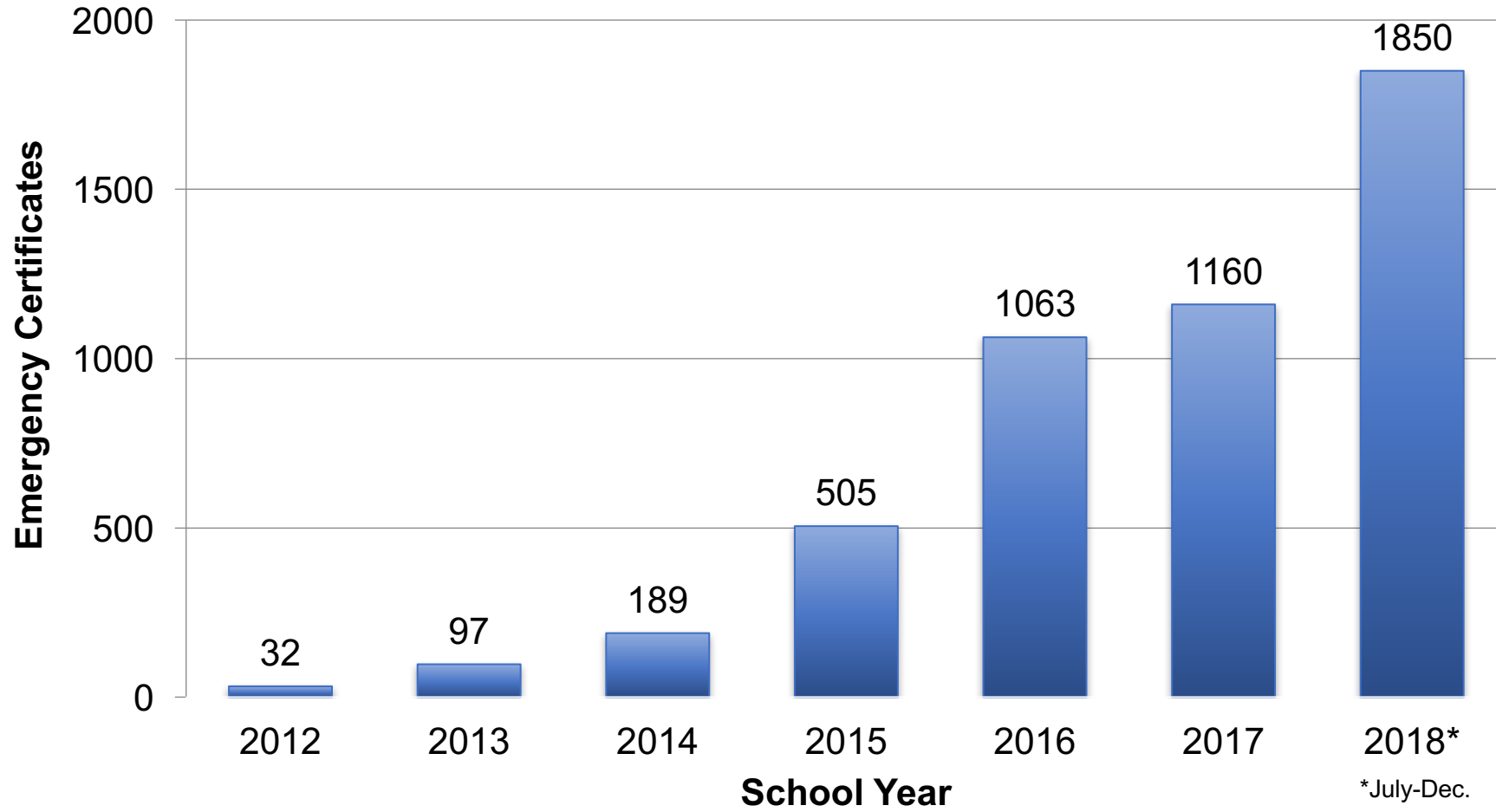
How long do teachers stay?

Retention rate over the last 13 years, 2005-2017

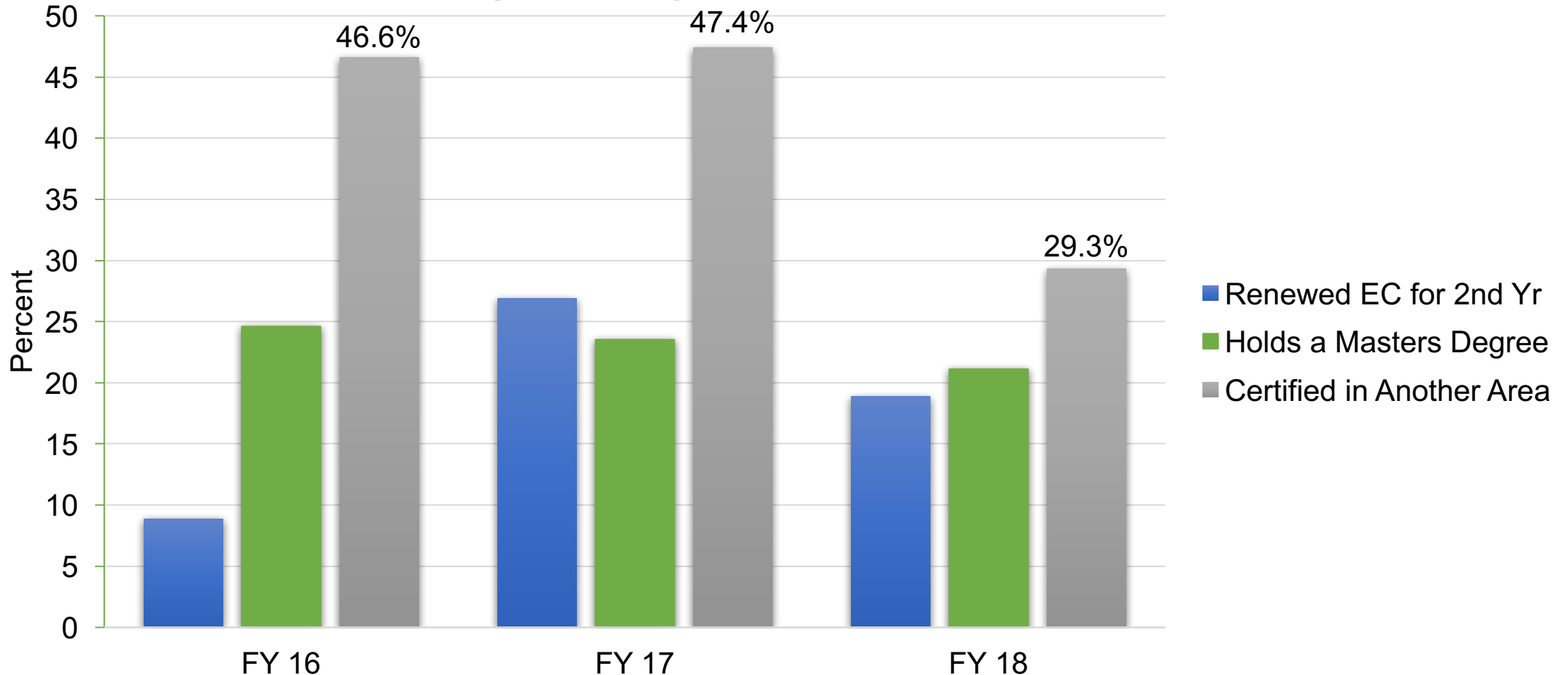


Emergency Teacher Certifications

Board approved, temporarily non-certified in field of need



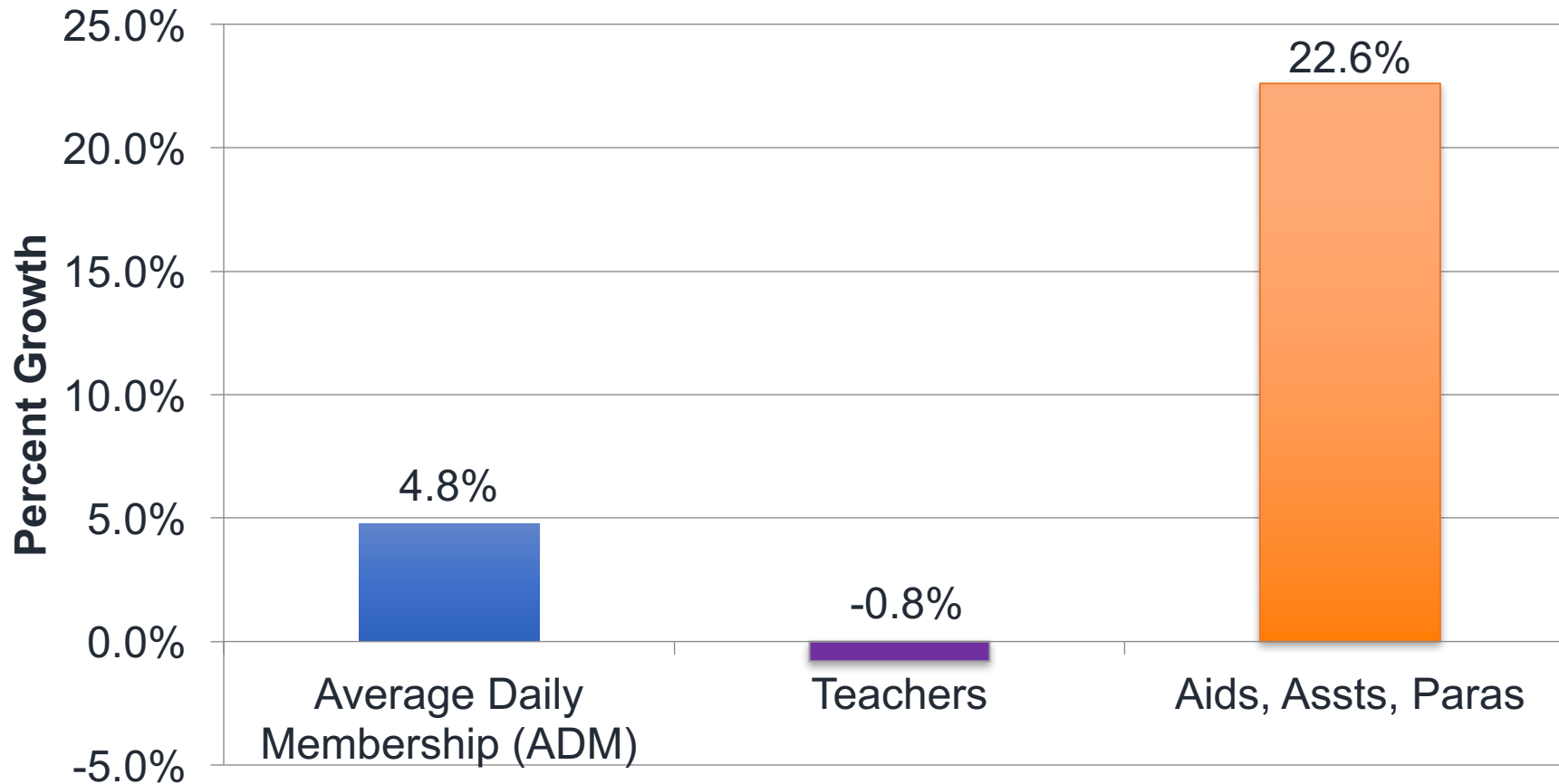
Who is Emergency Certified?



*Note: Candidates may appear in multiple categories (i.e. holds a masters degree and is renewing for an emergency certificate for the second year.)

Growth In Classroom Support Staff

2012 – 2018*

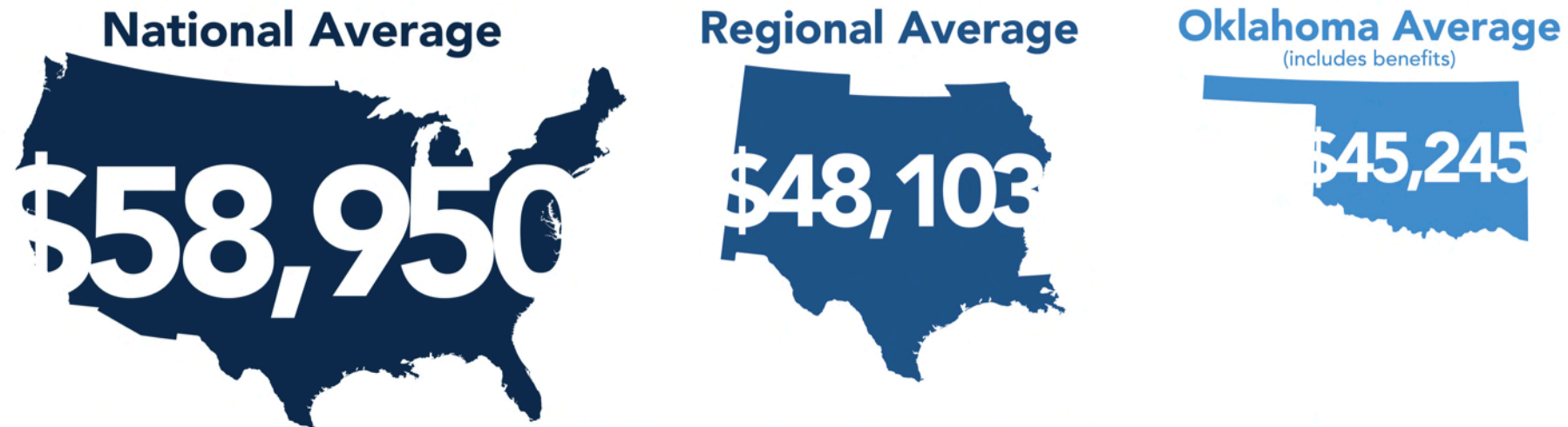


In the midst of a teacher shortage, we see evidence that schools are turning to teachers' aides, teachers' assistants and paraprofessionals to help fill the gap.

*Based on 1st 9 weeks ADM data for FY 18

The Case for Regionally Competitive Teacher Pay

Oklahoma's average of \$45,245 includes \$7,000 for FBA and other benefits.



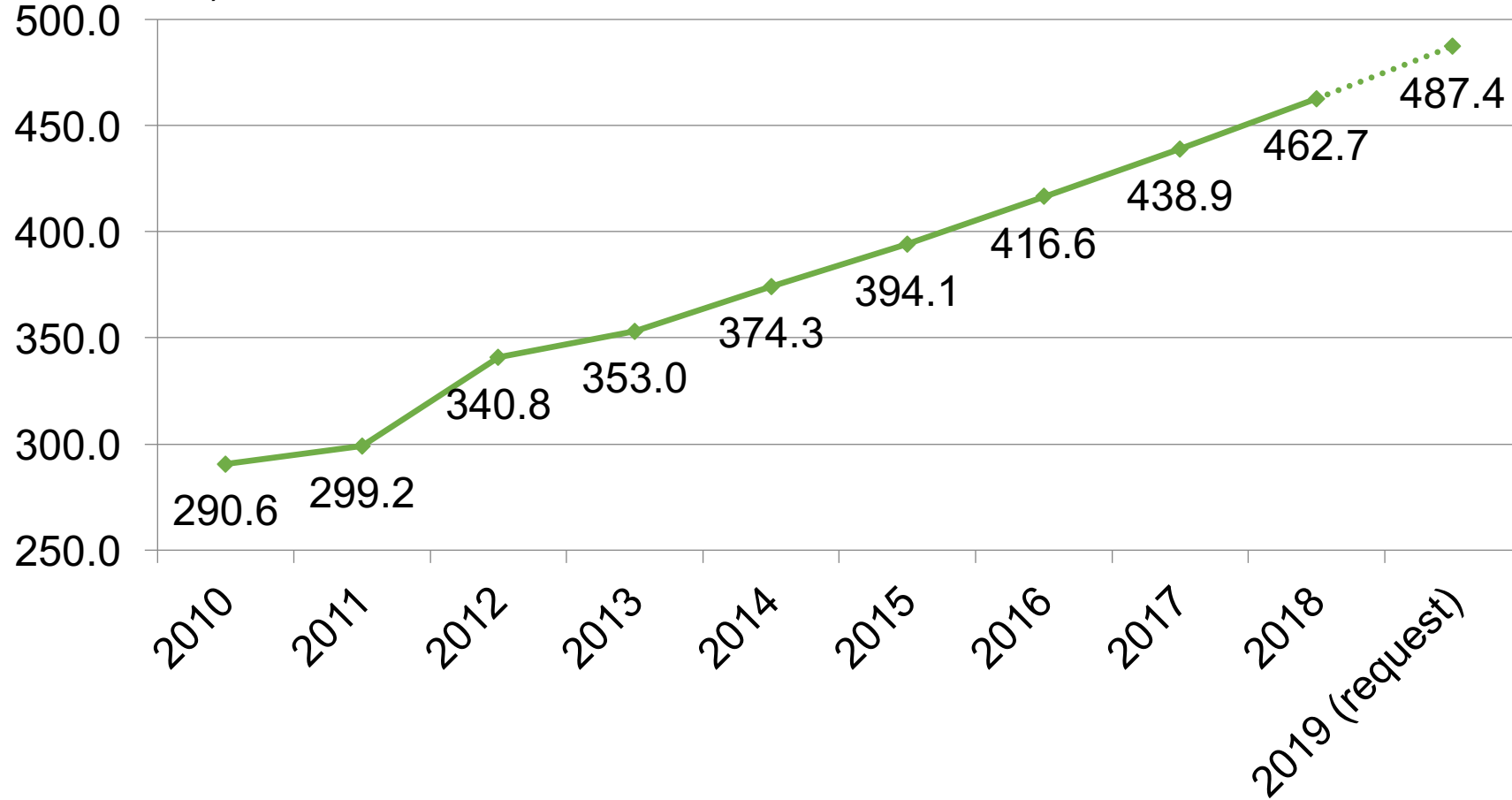
Oklahoma ranks last in the region and 48th in the nation.
Increase in average salary since 2008: Oklahoma, 3.9%; U.S. 12.7%

Source: NEA Ranking of the States 2016 and Estimates of School Statistics 2017 (May 2017)

Flexible Benefit Allowance Allocation

Providing Health Insurance to over 84,000 Oklahoma Educators

(In Millions \$)



FY 2019
request:
\$487,383,116

Increase of:
\$24,687,149

➤ FY 19 Teacher Pay Cost Estimate

Request: \$5,000 Teacher Pay Raise

➤ Benefitting 49,418 Teachers*

➤ Cost for \$1,000 = \$57,893,187

➤ Cost for \$5,000 = \$289,465,935

*Teacher includes all certified staff except superintendents using FY 2018 School Personnel Records as of December 22, 2017.

What do teachers need outside of pay?

In a recent survey of certified teachers that no longer teach, **66% said they would have to have more than pay** to go back to the classroom.

➤ Professional Development

Request: \$5,300,000 (increase of \$5,300,000)

➤ Teacher Residency Program

Request: \$1,540,500 (increase of \$1,390,500)

➤ Teacher and Leader Effectiveness Programs

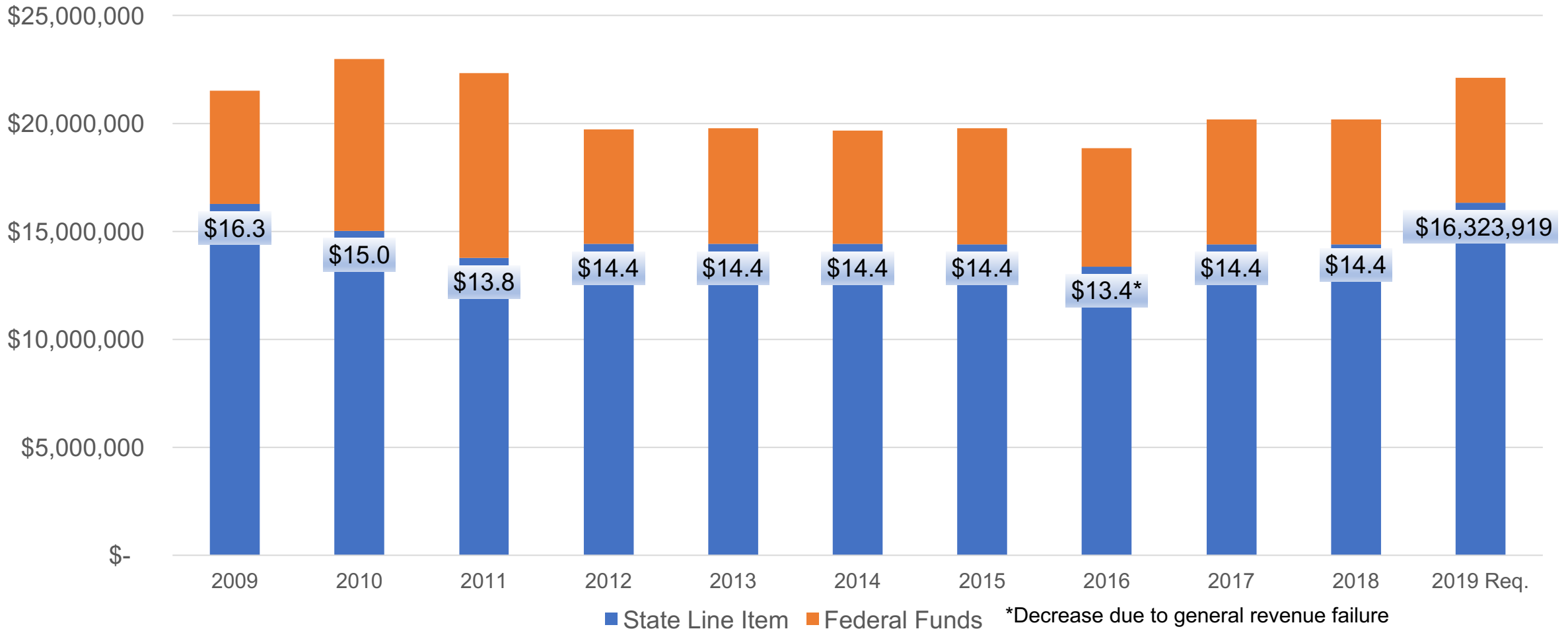
Request: \$1,000,000 (increase of \$750,000)

BY 2025 OKLAHOMA WILL:

Align early childhood education and learning foundations to ensure at least 75% of students are “ready to read” upon kindergarten entry.

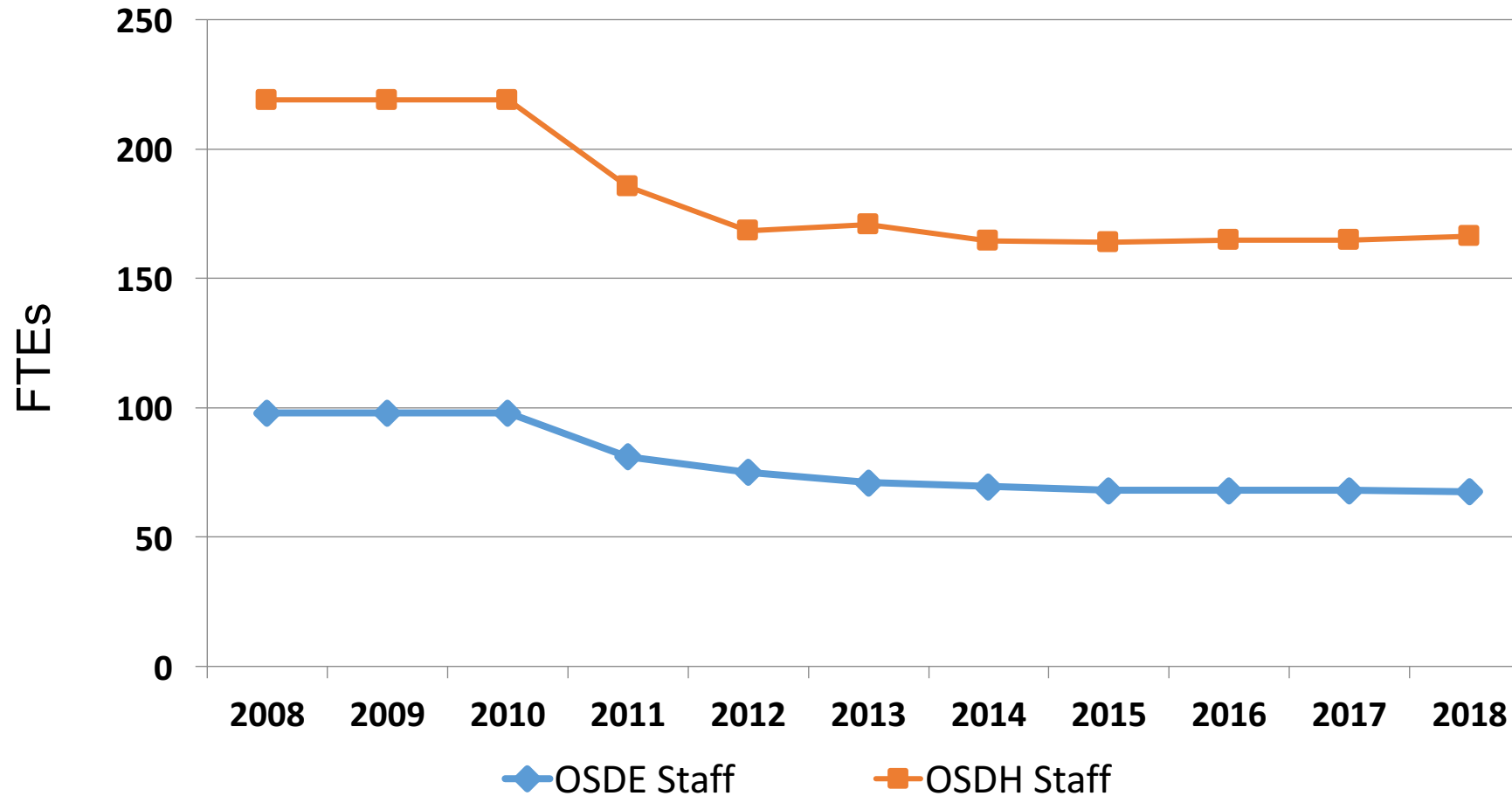
➤ Sooner Start Funding

Request: \$16,323,919 (increase of \$1,923,578)



Sooner Start FTE History

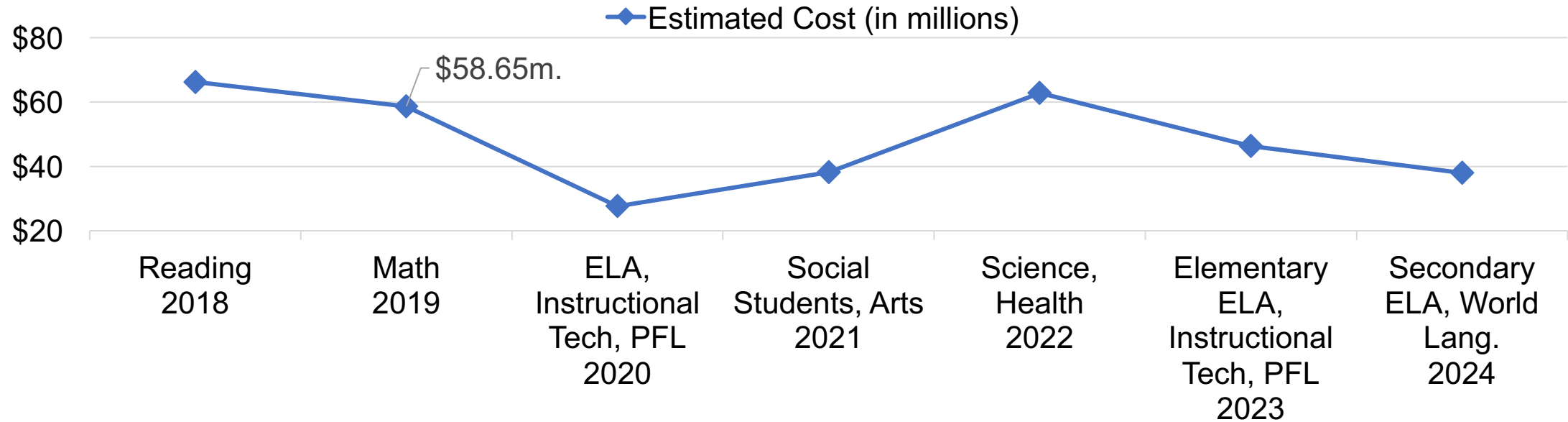
FTEs directly follow funding levels.



BY 2025 OKLAHOMA STUDENTS WILL:

**Score among the top 20
highest-performing states
on NAEP in all subjects for
4th and 8th grade.**

Textbook Adoption Cycle



1. Academic standards for each subject area must be reviewed every 6 years.
2. Assessments and textbooks follow the standards cycle.
3. When textbooks are not funded, standards and assessments still move forward.
4. Districts are forced to make decisions about buying textbooks without funding.

➤ Instructional Materials

Request: \$58,650,000

Instructional Materials Appropriation for
FY 18 = \$0

➤ Cost for reading books in FY 18 = \$66,000,000

Instructional Materials Request for
FY 19 = \$58,650,000

➤ Cost for math books in FY 19 - \$58,650,000 (Approx.
\$85/book)

➤ Reading Sufficiency Act (RSA) Funding

Request: \$12,045,600 (increase of \$5,545,600)

Allocations made to districts based on number of students identified as needing remediation or intervention in reading in grades K-3 (70 § O.S. 1210.508D).

\$150* per student

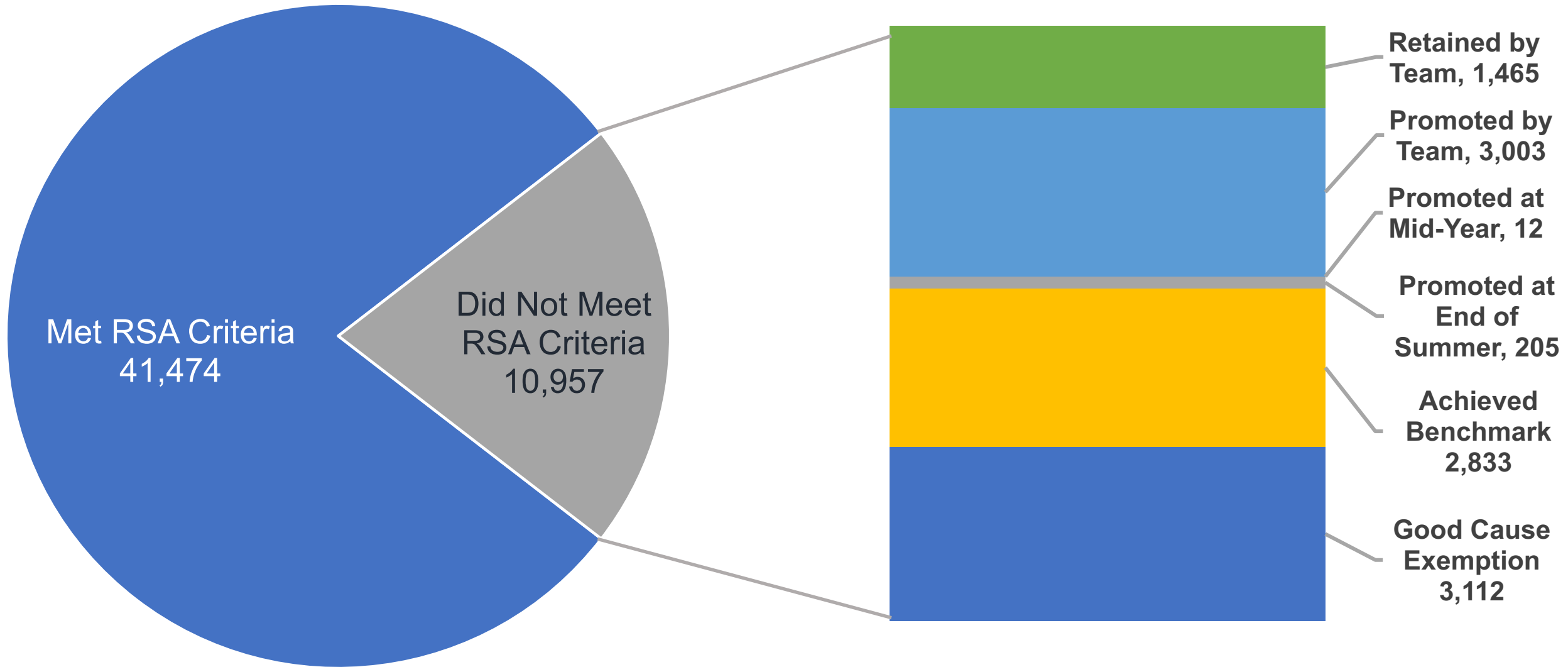
x 80,304 students

\$12,045,600 Total if Fully Funded

FY 18 Funding at \$6,500,000 (53.9%)

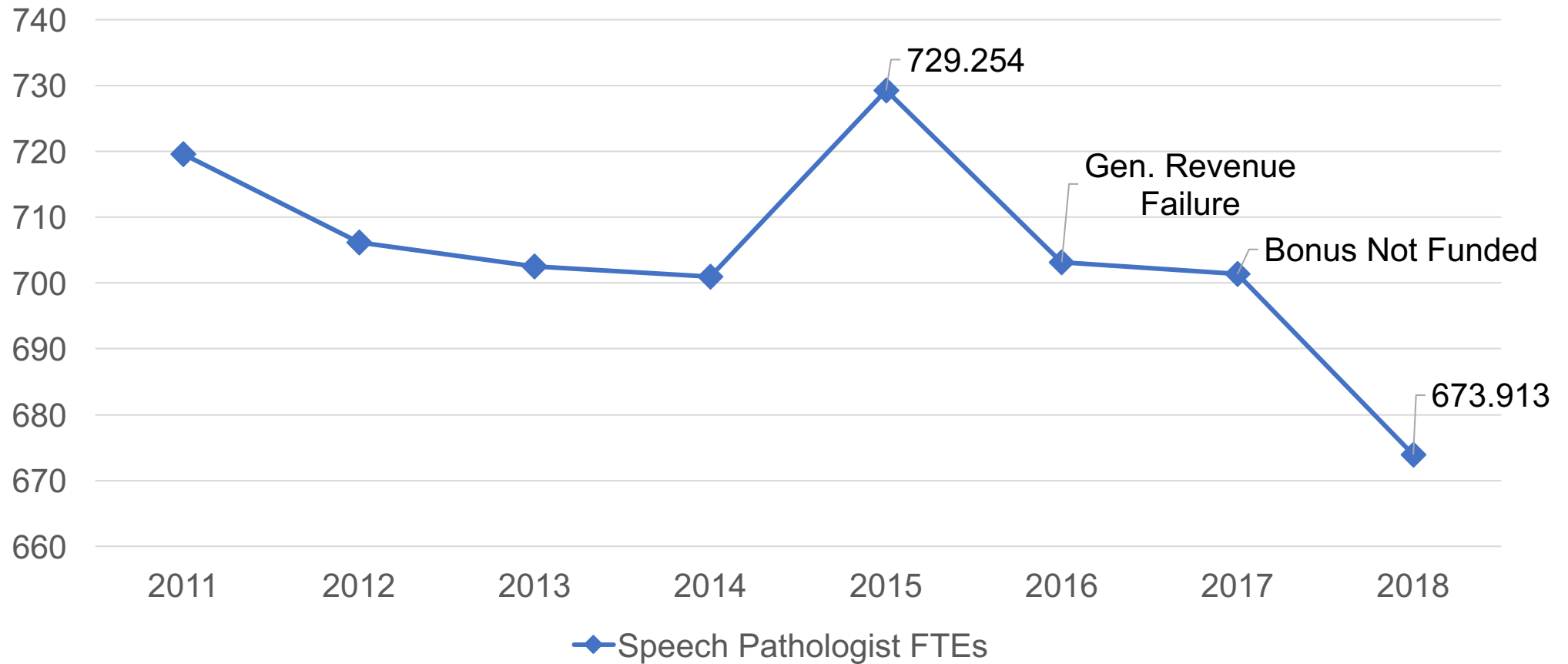
*Amount was removed from statute in 2011.

2017 RSA Performance



➤ Speech Pathologists Bonus

Request: \$3,650,000 (increase of \$3,650,000)

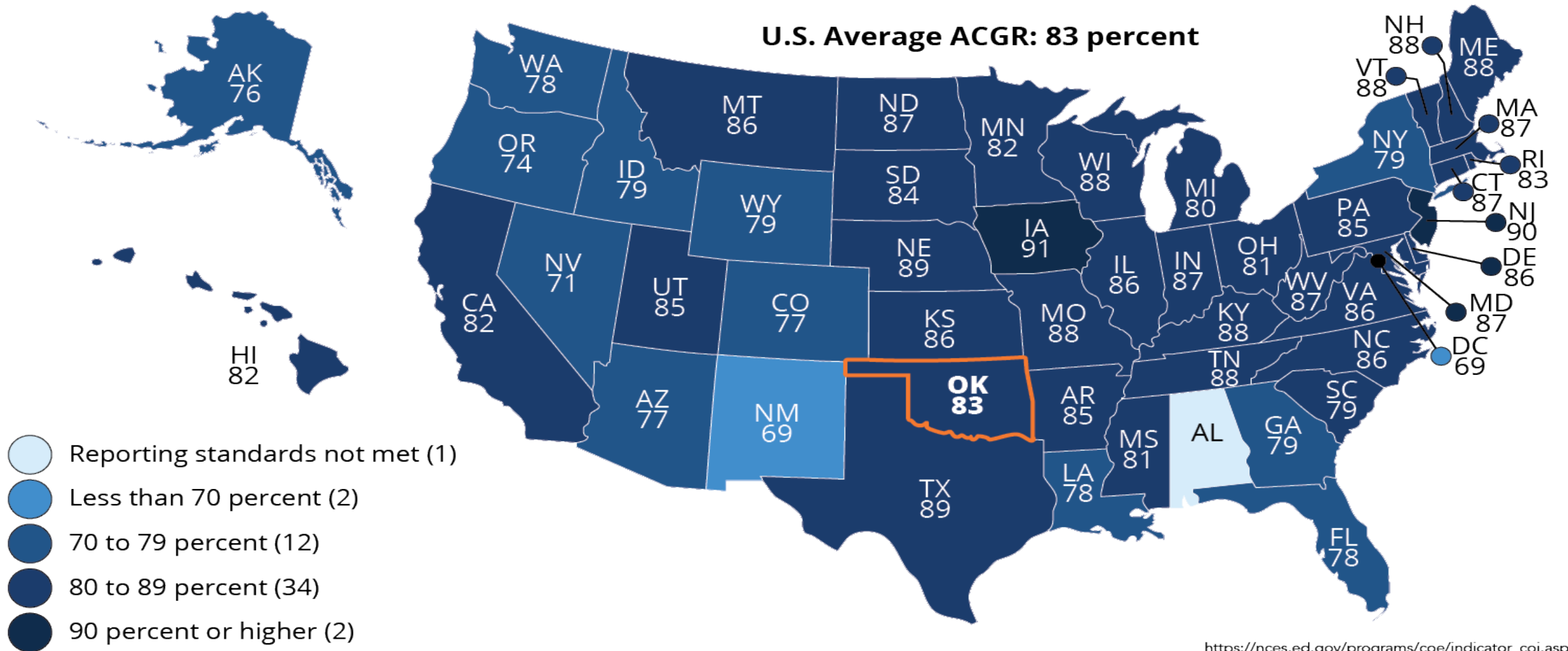


BY 2025 OKLAHOMA WILL:

Rank among the top 10 states with the highest graduation rate for students in 4-, 5- and 6-year cohorts.

Adjusted Cohort Graduation Rate

For Public High School Students, by State: 2014-2015



https://nces.ed.gov/programs/coe/indicator_coi.asp

➤ **Alternative Education Funding**

Request: \$17,102,412 (increase of \$6,891,424)

Students possibly needing alternative education services

- Not promoted to next grade in 6th-8th grade: 1,249
- Not achieving next classification level in 9th -11th grade: 5,220
- Not graduating due to credit deficiency in 12th grade: 1,640
- Missed 18 or more school days: 41,113
- Earned below 2.0 GPA: 30,849
- Total number of students served in Alt Ed programs: 11,412

**Demand is far greater than ability to serve,
BUT those that are served graduate at a rate of 94%.**

BY 2025 OKLAHOMA WILL:

**Reduce by 50% the need
for math and English
language arts remediation
after high school.**

COLLEGE REMEDIATION



\$22,192,000

annual out-of-pocket costs for families

70% of students who need remediation
do not graduate in 6 years

College and Career Ready Students

Students graduate from high school prepared to enter and succeed in postsecondary opportunities.

How? **Provide supports and let teachers teach.**

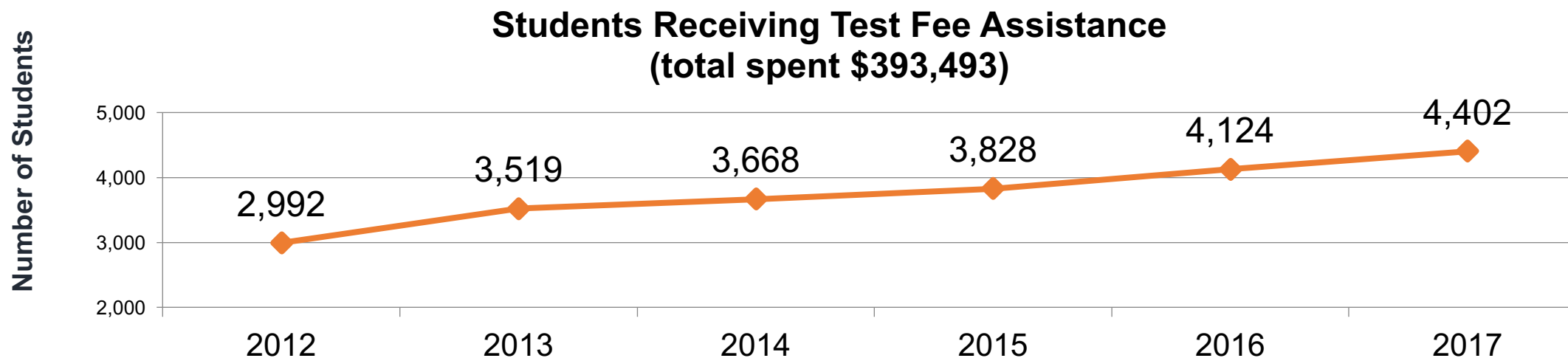
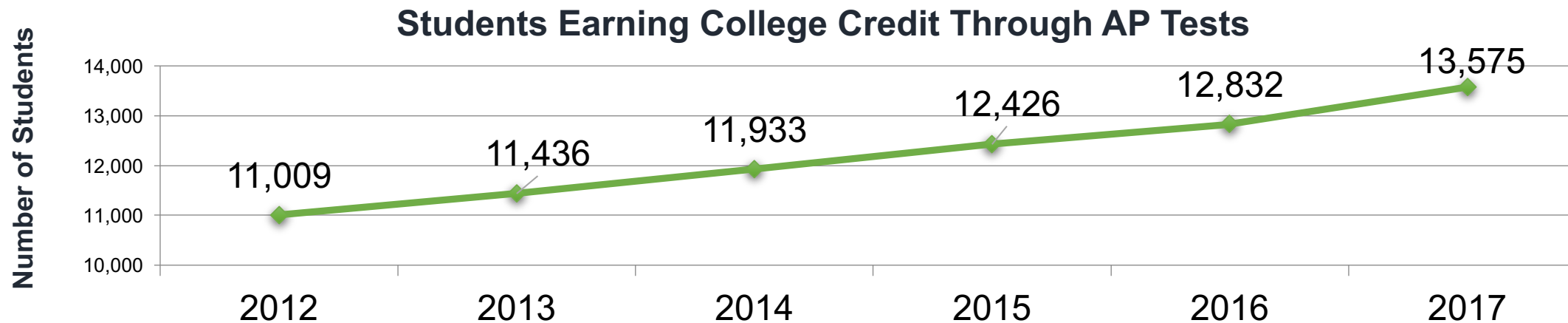
- More comprehensive standards (Request: \$350,000)
- More complex assessments (Request: \$9,512,125)
- Support to schools (Request: \$250,000)
- Support to parents (Request: \$500,000)
- Hold schools accountable for results (Request: \$1,403,200)

BY 2025 OKLAHOMA WILL:

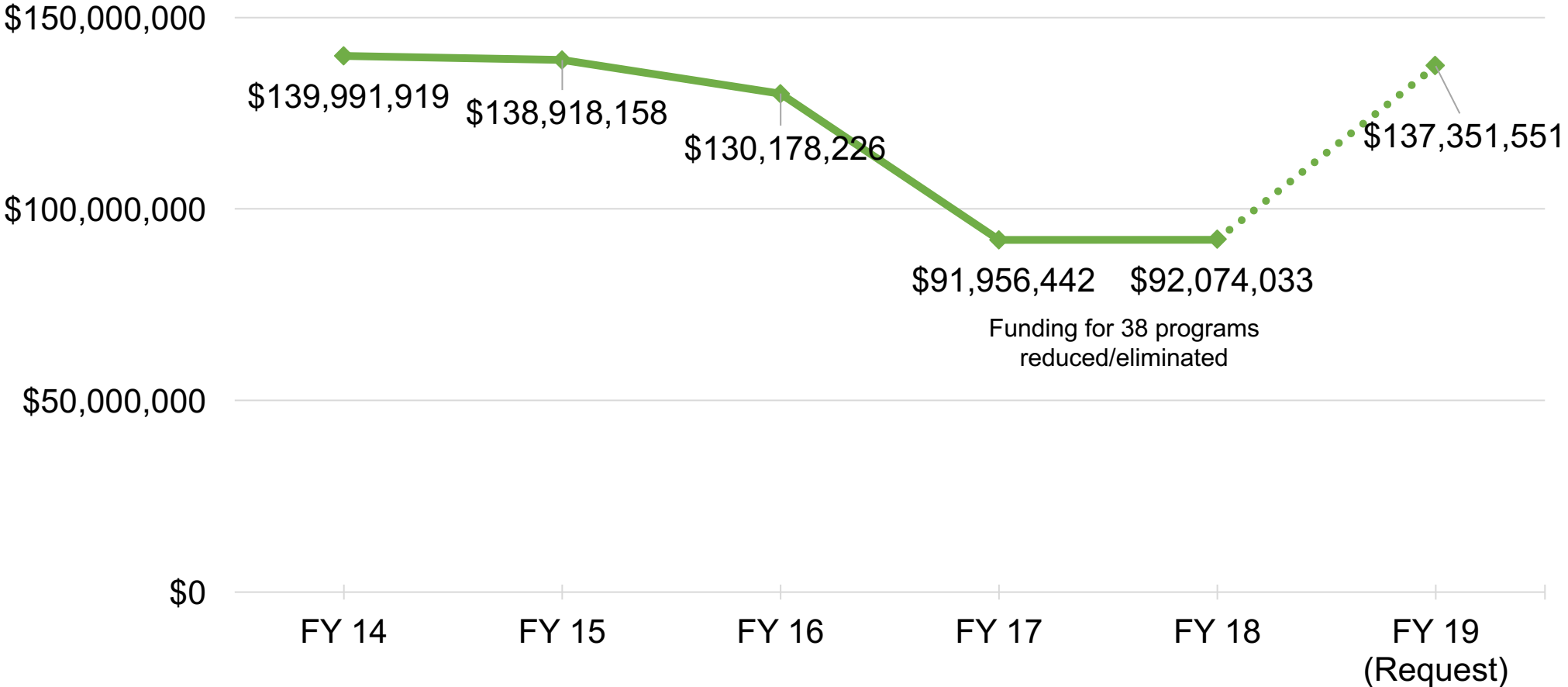
Ensure that 100% of students in grades 6 through 12 develop a useful and meaningful Individual Career Academic Plan (ICAP).

➤ Advanced Placement Funding

Request: \$3,500,000 (increase of \$2,264,955)



Public School Activities Decline



Program Funding Increased in Key Areas

- Fully fund the **Alternative Education** mandate
- Fully fund **Reading Sufficiency Act (RSA)** at \$150 per student for 80,304 students needing support
- Increase supports to students to achieve **college and career readiness**
- Support schools in **using assessment data** to improve academic achievement
- Provide supports for teachers through **mentoring** and meaningful **professional development**
- Fund grants to support expansion of **STEM**, reading, special education programs

FY 19 Budget Increase Request

Financial Support of Schools	\$53,837,698
Teacher Pay	\$287,849,265
Instructional Materials	\$58,650,000
Flexible Benefit Allowance	\$24,687,149
Public School Activities	\$45,277,518
Agency Support for Schools	\$3,359,448
TOTAL	\$473,661,078



OKLAHOMA

EDGE

Joy Hofmeister

State Superintendent of Public Instruction