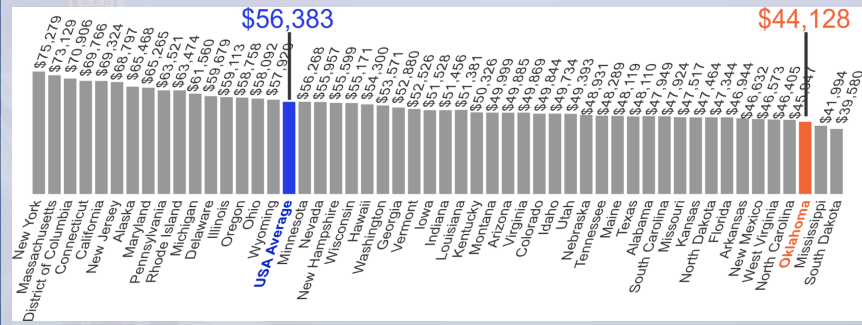



National Average of Teachers' Salaries (National Center for Education Statistics FY 13)



http://nces.ed.gov/programs/digest/d13/tables/dt13_211.60.asp
<http://highereddatastories.blogspot.com/2013/12/how-much-do-we-pay-public-school.html>

7

We are not only competing with industries like oil and gas, we are competing with fast food chains.



http://www.chipotle.com/en-US/careers/path_and_compensation/path_and_compensation.aspx

8

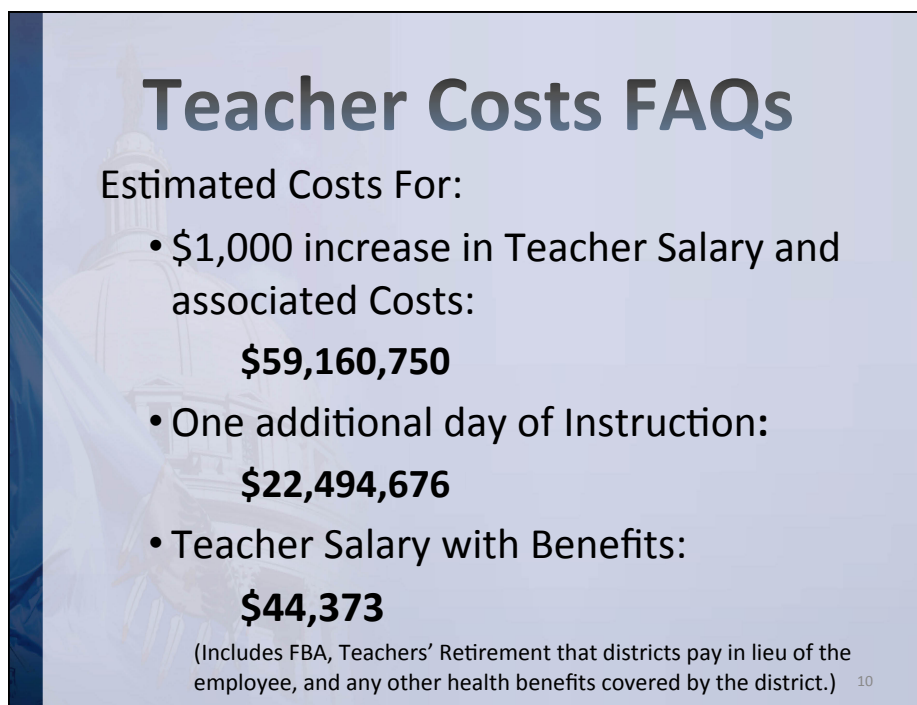


Plan to Secure Education Excellence

+ 5 Days + \$5K Over 5 years

 **#OKhigh5**

9

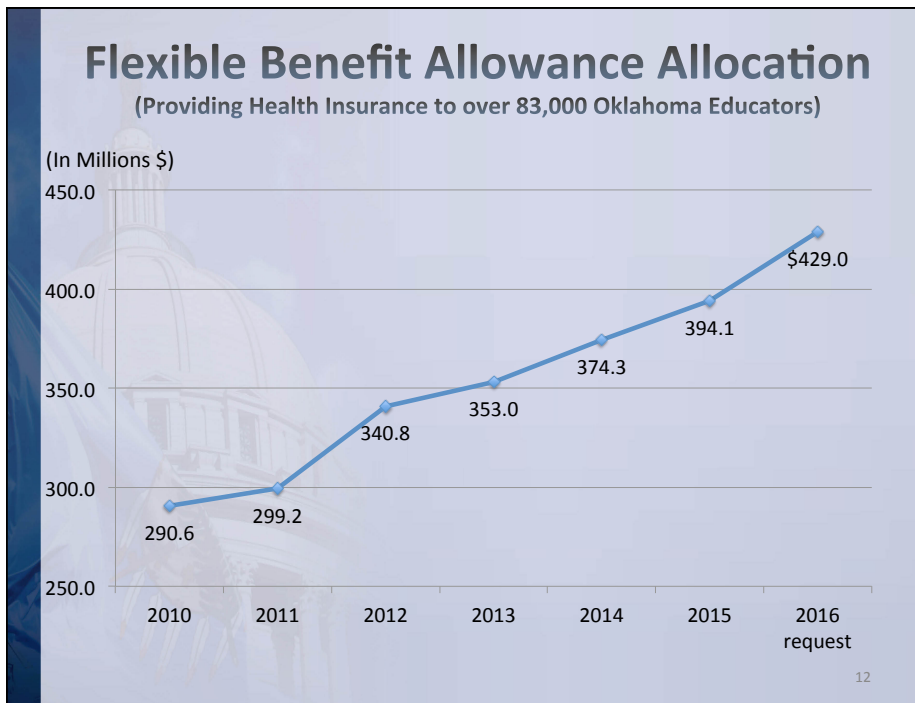
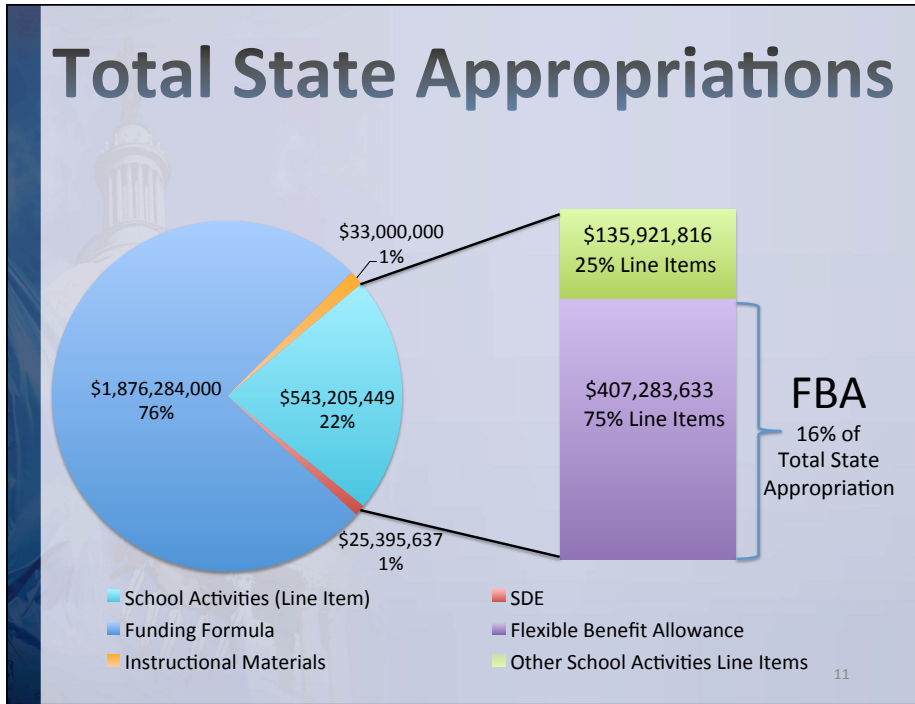


Teacher Costs FAQs

Estimated Costs For:

- \$1,000 increase in Teacher Salary and associated Costs:
\$59,160,750
- One additional day of Instruction:
\$22,494,676
- Teacher Salary with Benefits:
\$44,373

(Includes FBA, Teachers' Retirement that districts pay in lieu of the employee, and any other health benefits covered by the district.) 10



Budget Reduction Summary

2% Cut

- Total Impact: \$49.7 million

4% Cut

- Total Impact: \$99.4 million
- Funding for Flexible Benefit Allowance and Child Nutrition state match requirements must be protected
- Partial reduction of budget for **all** other line items and complete elimination of some programs.

13

How This Affects Kids in the Classroom

Effects of Proposed Budget Cut on the 10 Largest Districts (by WADM)

<u>District</u>	<u>2% Cut</u>	<u>4% Cut</u>
Oklahoma City	\$2,169,410	\$5,030,319
Tulsa	\$2,161,415	\$5,011,781
Moore	\$1,143,889	\$2,652,393
Edmond	\$1,098,621	\$2,547,428
Putnam City	\$1,012,277	\$2,347,218
Broken Arrow	\$ 891,678	\$2,067,579
Lawton	\$ 812,487	\$1,883,954
Union	\$ 801,778	\$1,859,123
Norman	\$ 795,595	\$1,844,785
Mid-Del City	\$ 734,510	\$1,703,147

14

How This Affects Kids in the Classroom

Effects of Proposed Budget Cut on the 10 Smallest Districts
(by WADM)

<u>District</u>	<u>2% Cut</u>	<u>4% Cut</u>
Glover	\$ 5,218	\$12,099
Davidson	\$ 5,017	\$ 11,633
Avant	\$ 4,906	\$ 11,374
Ryal	\$ 4,872	\$ 11,297
Optima	\$ 4,611	\$ 10,692
Fanshawe	\$ 4,108	\$ 9,524
Nashoba	\$ 3,938	\$ 9,130
White Oak	\$ 3,313	\$ 7,683
Alexis Rainbow Charter	\$ 3,136	\$ 7,271
Byars	\$ 2,337	\$ 5,420

15

Goal:
High Quality Teacher
in Every Classroom

Results for Kids

16

Impact of Flat Budget

**Current
Teacher Shortage**

+500 Emergency Certifications

-1,000 Teachers

17

Impact of 2% Cut

**Doubles
Teacher Shortage**

Result:

-1,781 Teachers

18

Impact of 4% Cut

**Triples
Teacher Shortage**

Result:

-2,810 Teachers

19