

OSBOE CE Broker Basic Activation Instructions:

Visit <https://cebroker.com/OK/plans> and scroll about halfway down the page. There you should see 3 account options and their features. If you wish to activate a free account, select the Basic option on the left.

Start tracking your official Oklahoma CE/CME requirements now

Wrong state or profession? [Click here](#)

Basic
Essential CE toolbox

Free

[Get Basic](#)

- ✓ Connect with your licensing board
- ✓ See your course history
- ✓ Report hours manually
- ✓ Check your compliance status

Professional *Popular*
Automated compliance calculator

\$39.99 / year

[Get Professional](#)

- ✓ **Everything in Basic**
- ✓ Track for all of your licenses & certifications
- ✓ Multi-state license tracking
- ✓ Transmittable CE transcript
- ✓ View & export past cycle transcripts
- ✓ Detailed view of missing requirements
- ✓ Find approved courses faster for each requirement
- ✓ Document backup & storage
- ✓ Confident compliance with 100% of requirements

Concierge
Full reporting service

\$124.99 / year

[Get Concierge](#)

- ✓ **Everything in Professional**
- ✓ Dedicated account manager
- ✓ One-on-one help to stay on track
- ✓ We do all the reporting for you
- ✓ We find approved courses for you
- ✓ We make sure you're compliant
- ✓ Save countless hours tracking, reporting, & managing CE

Once you have selected “Get Basic” – enter your license number and select “Continue”

Register for the Basic Account

1. Enter your license

License number

[Forgot your license number?](#)


[Continue](#)

What's included in the Basic account?

- ✓ Find appropriate courses
- ✓ Manage your official CE records
- ✓ See your CE compliance status
- ✓ Report CE activities to your board

To complete creation of your account, verify your name and license number is correct on Number 1 and then enter your email and create log in credentials on Number 2. Once entered select “Create Basic Account”

1. Enter your license


 / Osteopathic Physician ✓

Not you? [Re-enter license number](#)


2. Create your account

Email address
e.g. john@doe.com

Username

Password 

Create Basic Account

By clicking “Create Basic Account” I agree to the [Terms](#) 

What's included in the Basic account?

- ✓ Find appropriate courses
- ✓ Manage your official CE records
- ✓ See your CE compliance status
- ✓ Report CE activities to your board

How long does my account last?

Your free basic account never expires. You'll always be able to access your records or upgrade to a more helpful plan later.