



# Crime in Oklahoma, 2020

## Selected Findings, Murder

September 1, 2021

According to Uniform Crime Reporting requirements, murder is defined as “the unlawful killing of a human being in which the element of malice aforethought was present.”

Any death due to a fight, argument, quarrel, assault, or in the commission of a crime is included. Manslaughters, suicides, accidental deaths, and justifiable homicides are excluded from this category.

**In 2020, law enforcement agencies in Oklahoma reported 287 murders, a 15.3% increase from 2019.**

Murder represented 1.6% of Violent Crimes and 0.2% of Index Crimes in Oklahoma. Of all murders, law enforcement reported 179 murders were cleared by arrest or exceptional means, resulting in a clearance rate of 62.4%.

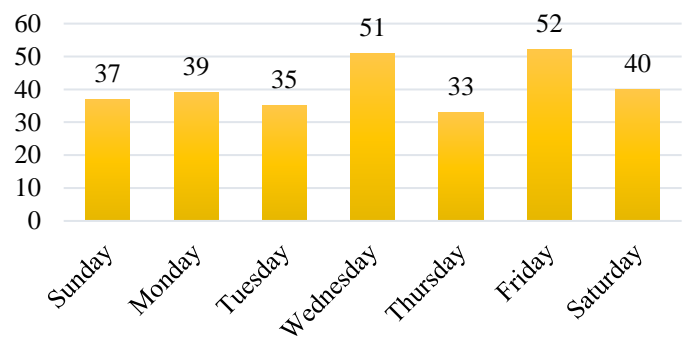
**In 2020, the highest number (30) of murders were reported in June and October. December had the lowest number of murders reported (15).**

Table 1. Murder, by Month 2020

Month	2018	2019	2020
January	11	22	18
February	16	20	22
March	14	27	26
April	24	14	26
May	18	19	25
June	19	18	30
July	17	25	19
August	11	22	20
September	21	16	27
October	25	25	30
November	18	23	29
December	16	18	15
<b>Total</b>	<b>210</b>	<b>249</b>	<b>287</b>

Wednesday and Friday had the highest number of murders reported with 51 and 52, respectively (Figure 1). The day of the week with the lowest number murders was Thursday (33).

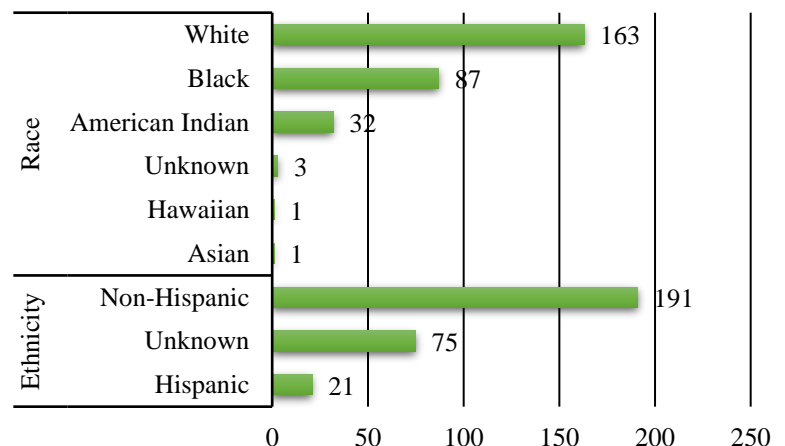
Figure 1. Murder, by Day of Week, 2020



**Of the 287 victims of murder, 70.7% were Male and 28.9% were Female. For the remaining victim, the sex was unknown.**

For race and ethnicity, the victims were predominately White (56.8%) and Non-Hispanic (66.6%). Nearly half (47.7%) of the victims were between 15 and 34-years-old.

Figure 2. Race and Ethnicity of Victims, 2020



**The victim-to-offender relationship was identified for 78.0% of victims.**

For 17.8% of relationships, the victim and offender were in a familial relationship, and of those, 31.4% of victims were in an intimate partner relationship (one spouse killing another).

For non-familial murders, the most common relationship types reported included Relationship Not Determined (26.7%), Stranger (19.5%), and Acquaintance (19.1%).

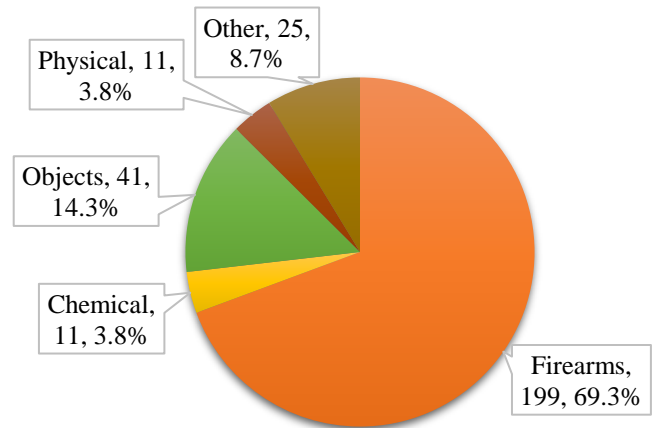
Table 2. Murder, by Victim-to-Offender Relationship

Family	
Relationship	Murders
Brother	2
Daughter	5
Father	5
Husband	3
In-Law	2
Mother	5
Other Family	9
Sister	1
Son	3
Stepfather	3
Wife	13
<b>Total</b>	<b>51</b>
Other Than Family	
Relationship	Murders
Acquaintance	45
Boyfriend	5
Common-Law Wife	1
Ex-Husband	2
Ex-Wife	1
Friend	19
Girlfriend	12
Neighbor	5
Other - Known to Victim	37
Relationship Not Determined	63
Stranger	46
<b>Total</b>	<b>236</b>

**In 2020, 69.3% of murders were committed with a Firearm, followed by Objects (14.3%), Other (8.7%), Chemical (3.8%), and Physical (3.8%) (Figure 3).**

Of the 14.3% of murders committed with an Object, and of those, the most common weapon used was Knife or Cutting Instrument (73.2%).

Figure 3. Murder, by Weapon Type



**The majority (81.9%) of murders had a circumstance that was not felony-related. Of those, the most common circumstance reported was Unknown Circumstances (31.1%).**

Other common non-felony related circumstances included Other and Other Arguments (Table 3). For murders that were felony-related, the most common (18.1%) was Robbery.

Table 3. Murder, by Circumstance

Non-Felony Related	
Offense	Murders
Argument Over Money or Property	11
Brawl Due to Influence of Alcohol	1
Brawl Due to Influence of Narcotics	1
Gangland Killings	8
Institutional Killings	1
Juvenile Gang Killings	3
Lover's Triangle	6
Other	69
Other Arguments	62
Unknown Circumstances	73
<b>Total</b>	<b>235</b>
Felony Related	
Offense	Murders
Arson	2
Burglary	8
Larceny - Theft	2
Motor Vehicle Theft	4
Narcotic Drug Laws	8
Prostitution & Commercialized Vice	1
Robbery	27
<b>Total</b>	<b>52</b>