



Crime in Oklahoma, 2019

Selected Findings

July 2020

Domestic Abuse in Oklahoma

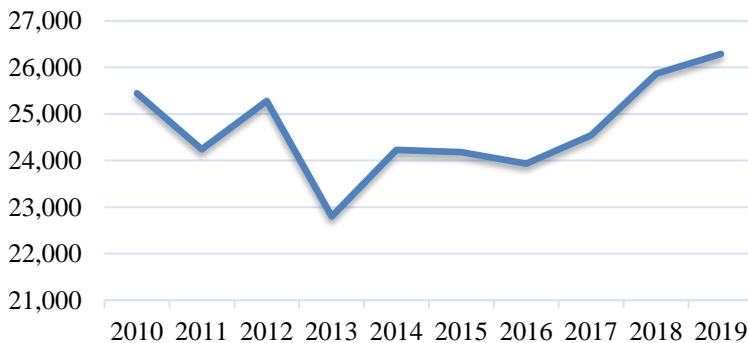
According to Uniform Crime Reporting requirements, domestic abuse is defined as “the threatening, causing or attempting to cause serious physical harm between family members or household members.”

Domestic abuse includes murder, sex crimes, assault, and assault and battery. Family or household members are defined as spouses, former spouses, present spouses of former spouses, parents, and foster parents as well as children and other persons otherwise related by blood or marriage. Also included are persons in dating relationships or someone with whom they had a child. It also includes the elderly and handicapped.

Oklahoma law enforcement agencies reported 26,290 cases of domestic abuse; this is only a 1.6% increase compared to 2018 with 25,854 reports.

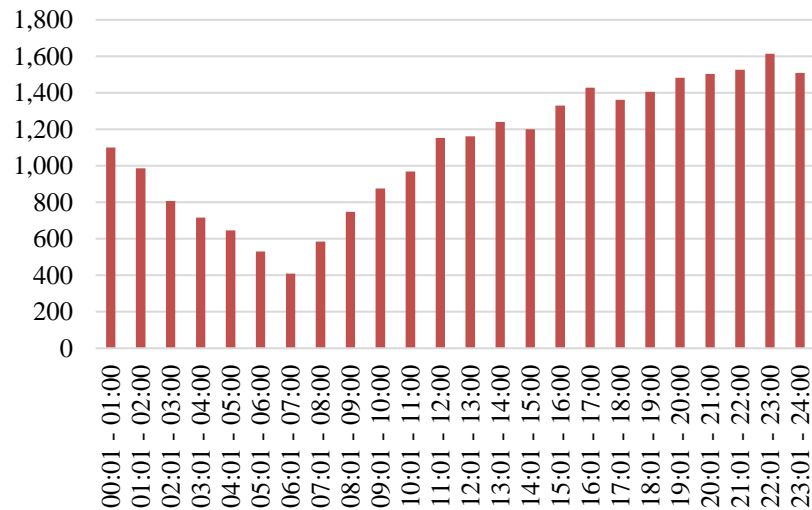
Assault and battery consistently remains the most common offense for domestic abuse reports, and it represents 79.6% of all reports. Other offenses include Assault (15.6%, 4101 incidents), Sex Crimes (4.6%, 1,213 incidents), and Murder (0.2%, 57 incidents).

Figure 1. Domestic Abuse in Oklahoma, 2010-2019



The most common time of day for crimes to be reported occurred between the hours of 10-11pm (Figure 2). Sunday was the most common day for domestic abuse to be reported, representing 3,999 reports (Figure 3).

Figure 2. Domestic Abuse, by Time of Day



Domestic Abuse was most common in the month of August with 2,552 reports, and February had the fewest number of reports with 1,908 (Figure 4).

The top 5 counties who reported the most domestic abuse in 2019 were Tulsa, Oklahoma, Comanche, Cleveland, and Muskogee (Figure 5). These five counties represented 60.6% of all domestic abuse reports in 2019.

Figure 3. Domestic Abuse, by Day of Week (2019)

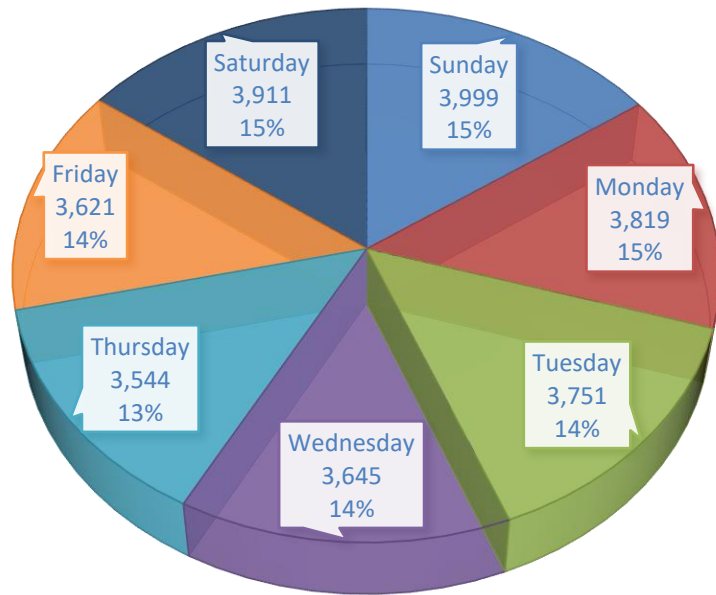


Figure 4. Domestic Abuse, by Month (2019)

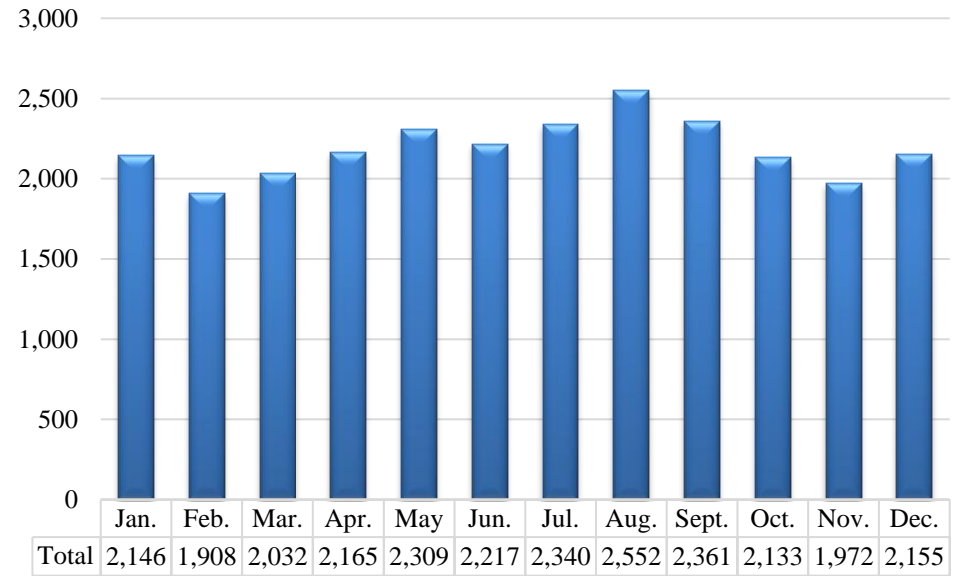


Table 1. Domestic Abuse Offenses

Classification	Year	Number Of Offenses	Percent	% Change
Murder	2019	57	0.2%	+9.6%
	2018	52	0.2	+36.8
	2017	38	0.2	-29.6
Sex Crimes	2019	1,213	4.6	+2.8
	2018	1,180	4.6	+3.1
	2017	1,145	4.7	+16.5
Assault	2019	4,101	15.6	+26.3
	2018	3,248	12.6	+25.3
	2017	2,593	10.6	+14.5
Assault & Battery	2019	20,919	79.6	-2.2
	2018	21,384	82.7	+3.0
	2017	20,767	84.6	+0.6
Total	2019	26,290	100.0	+1.6
	2018	25,864	100.0	+5.4
	2017	24,543	100.0	+2.5

Figure 5. Domestic Abuse, by County (2019)

