






















OK REAL ESTATE LICENSE STATUS

ACTIVE	 In good standing	 ABLE to perform real estate activities
<ul style="list-style-type: none">  Must complete CE requirements  Pay applicable license renewal fees <u>prior</u> to license expiration  Local/State/National board dues, MLS dues, etc. may apply depending on your brokerage policies and procedures 		

INACTIVE	 In good standing	 UNABLE to perform real estate activities
<ul style="list-style-type: none">  CE is <u>NOT</u> required while Inactive status <small><i>*CE must be completed in order to go back to Active status</i></small>  Pay applicable license renewal fees <u>prior</u> to license expiration  Local/State/National board dues, MLS dues, etc. <u>not required</u>  Prior to license expiration, you will pay license renewal fees <u>WITHOUT</u> starting as a new applicant. 		

LAPSED	 <u>NOT</u> in good standing	 UNABLE to perform real estate activities
Under 1 year	<ul style="list-style-type: none">  Complete CE requirements to reinstate as Active  Pay applicable license reinstatement fee 	
1-3 years	<ul style="list-style-type: none">  Complete CE requirements to reinstate as Active or Inactive  Application, background check, state/national exam  After passing exam, pay license renewal & reinstatement fees 	
Over 3 years	<ul style="list-style-type: none">  90 hour pre-license, background check, exam, apply as a Provisional Sales Associate 	

OREC Licensing Department help@orec.ok.gov