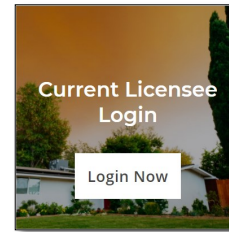




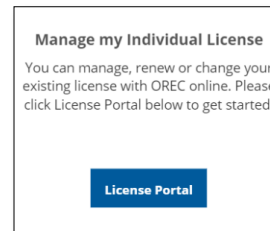
STEP ONE

Go to www.orec.ok.gov and click **Login Now**



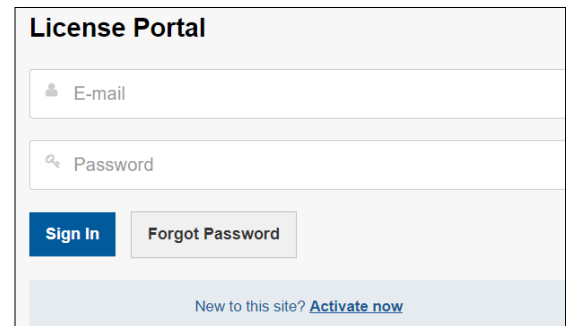
STEP TWO

Select the **License Portal**



STEP THREE

Login to the **License Portal**



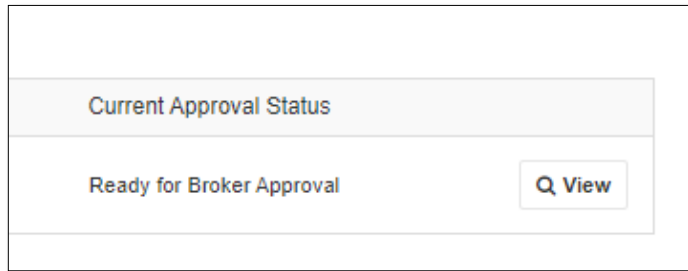
STEP FOUR

Select **Pending Approvals**



STEP FIVE

Click **View** to review an individual request



Current Approval Status

Ready for Broker Approval [View](#)

STEP SIX

Choose **Approve** or **Reject** and click **Submit**



Submitted Date * 01/01/2021

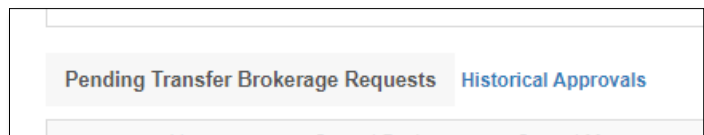
Current Approval Status * Ready for Broker Approval

Reject or Approve Request * Reject Approve

[Submit](#)

STEP SEVEN

You may review previous approvals under Pending Approvals by selecting **Historical Approvals**



[Pending Transfer Brokerage Requests](#) [Historical Approvals](#)