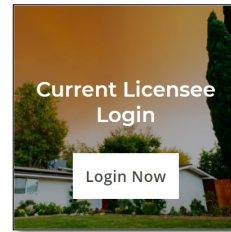




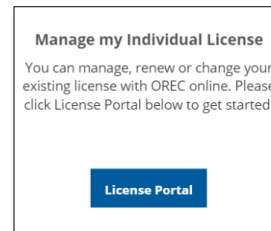
STEP ONE

Go to www.orec.ok.gov and click **Login Now**



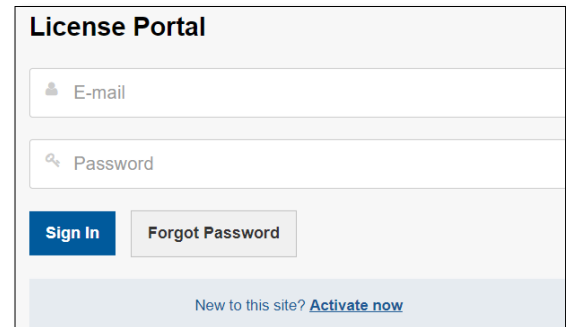
STEP TWO

Select the **License Portal**



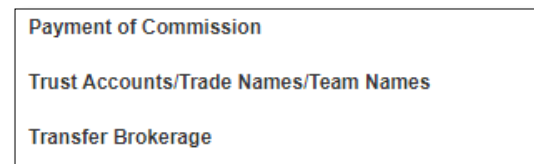
STEP THREE

Login to the **License Portal**



STEP FOUR

Select **Trust Accounts / Trade Names/ Team Names**



STEP FIVE

Click **View** on the trust account you'd like to remove



STEP SIX

Click **Remove**



STEP SEVEN

Once your trade name removal request has been processed you will receive an automated e-mail message confirming the removal.

