



The State of Oklahoma
**PROGRESS ON
UNIFICATION**

Quarterly Report



GREETINGS,

There's a recent study regarding the potential savings for state governments by investing in technology that increases productivity. It urges lawmakers and administrators to view information technology as a strategic investment that can produce tangible payoffs for taxpayers.

In many ways, this is what Oklahoma's statewide, legislatively mandated IT unification, with a combined reduced spending and estimated projected savings of around \$100 million, is about.

The October [Information Technology & Innovation Foundation study](#) points to an additional \$160 million Oklahoma could save by prioritizing online interactions between government and citizens, and making state agencies internally more efficient.

We would be severely remiss if we were to ignore these recommendations at a time when the oil industry downturn is threatening the state's finances. In October, Gov. Mary Fallin told all state agencies to prepare to cut nonessential expenses by 10 percent. That's on top of funding cuts already in place for this fiscal year.

The Information Technology & Innovation Foundation study's importance is to help legislators and administrators realize the additional savings to be recognized with a bit more investment. Oklahoma, according to the study, is in better shape than most, but far from some of the other advanced states. In Utah, for example, more than 1,100 government services are available via computer.

The study recommends that having the public complete routine transactions by waiting in line and being placed on hold should move to having

government forms available for electronic completion and submission; internally, state employees should not fill out paper forms for purchasing or reimbursement, and all state agencies should have the ability to share data to reduce redundancy.

The [41-page study](#) goes into detail and highlights case studies that are important to realizing the potential savings. I encourage you to read it and start rethinking how we view the state's IT.

When Oklahoma's IT unification process began, there was some worry and resistance. With the process now almost two-thirds complete, agencies are recognizing the cost savings and have begun welcoming unification. Many agencies not originally on the unification list have requested help to streamline and centralize their IT operations.

We are committed to this service and are continually looking for ways to increase efficiencies and lower costs. I'll simply close with the study's call to action:

"It is time for state governments to fulfill the original promise of e-government to improve efficiency, lower costs of government services and boost the productivity of citizens and businesses alike."

Respectfully,

A handwritten signature in white ink on a red background, reading "Bo Reese" with a stylized flourish at the end.

Bo Reese
Chief Information Officer

TABLE OF CONTENTS

IS News	1.1
Summary of Unification	2.1
Spotlight	3.1



1 A World Without Wires

OMES IS strives to make the state workplace wireless.

The days of tripping over cables and being tied to a desk for computer work may be coming to an end as OMES strives to bring about a wireless revolution of sorts.

“As agency unification continues, it’s our mission to allow for wireless access points,” said Information Services Director of Technology Dustin Crossfield. “The future thought is that before too long, why would you use cable?”

The wireless access provided by OMES Information Services allows employees to tap into their work files as long as they have access to the Oklahoma Secure network. That secure access is expanding with each agency that unifies its information technology with OMES IS.

It allows for greater collaboration in the office and the ability to easily transport work to other buildings.

“If John and Sally want to switch cubes, they won’t even have to call IT,” Crossfield said. “If someone wants to show their presentation in a conference room, they’ll just need to grab their laptop. You can work from there just like you’re plugged into your desk.”

If you’re on the secure network, it works just like being cabled into the system. Files stored on shared drives are available without an Ethernet cable. To date about 2,200 clients can connect to some 800 secure wireless access points across the state. In many cases the wireless connections have the same speed as a wired desktop and can handle most heavy uploads — the average user wouldn’t notice a difference.

“These are truly enterprise grade connections that are managed from a centralized location,” Crossfield said. “It’s secure, superfast with rock-solid speeds, and what we’re installing is built for a lot of connections.”

Because it's centralized and doesn't rely on technology that can wear out, maintenance costs will be less than with wires, which have to be replaced periodically. And when an agency moves an office, there is no need to reroute cables.

"Why recable a place when you can go and put in 15-20 access points and be done with it?" Crossfield asked.

Once the IS service desk configures a device, logging in is just the same as an employee would do from their desk. State-owned devices, such as laptops and tablets, are currently being targeted for inclusion. Cell phones are off the secure wireless grid right now because of security concerns.

There's a big push for mobility in the state workplace, and by connecting unified agencies via wireless access points, Information Services is trying to stay in front of the trend. Crossfield anticipates the number of access points will double annually for several years to come.

"Our hope is that you could be in any other state office, fire up your mobile device and be able to go to work," he said. "Our vision is that you can be mobile across the state."





2

Summary of Unification

Consolidation Project Savings

Agency Name	Status	FY2012	FY2013	FY2014	FY2015	FY2016	FY2017
Able Commission Consolidation	Planning				\$92,986	\$92,986	\$92,986
AG HelpDesk Transition	Completed		\$3,086	\$3,241	\$3,403	\$3,573	\$3,751
Agriculture Dept Consolidation	Completed		\$120,056	\$125,644	\$125,644	\$125,644	\$125,644
AIICM	Completed	\$34,311	\$48,511	\$41,411	\$41,411	\$41,411	\$41,411
Banking Department	Completed	\$7,251	\$7,251	\$7,251	\$7,251	\$7,251	\$7,251
Behavioral Health Licensure Consolidation	Completed			\$1,857	\$3,450	\$3,450	\$3,450
Board Member/1st Yr Superintendent Points	Planning			-\$9,217	\$3,547	\$3,494	\$3,439
Board of Nursing	Completed	(\$15,543)	(\$9,745)	(\$15,245)	(\$15,245)	(\$15,245)	(\$15,245)
Boll Weevill Consolidation	Completed			\$61,591	\$61,591	\$61,591	\$61,591
Capitol Improvement Authority	Completed	(\$1,601)	(\$1,052)	(\$1,052)	(\$1,052)	(\$1,052)	(\$1,052)
Career Technology Consolidation	Execution				\$86,167	\$86,167	\$91,513
CareerTech Independent Contractor Consolidation	Completed		\$39,960	\$39,960	\$39,960	\$39,960	\$39,960
CareerTech Position Consolidation	Completed		\$98,150	\$98,150	\$98,150	\$98,150	\$98,150
Children & Youth Commission	Completed		\$107,391	\$90,891	\$90,891	\$107,391	\$90,891
Chiropractic Examiners Consolidation	Completed		(\$2,524)	(\$2,524)	(\$2,524)	(\$2,524)	(\$2,524)
COMIT Telemanagement Billing Module	Completed		\$60,675	\$123,925	\$123,925	\$123,925	\$123,925
Commerce IT Stabilization	Execution				\$52,779	\$40,459	\$40,459
Conservation Commission Consolidation	Completed		\$14,575	\$14,575	\$14,575	\$14,575	\$14,575
Decommission MidCon	Completed		\$113,160	\$113,160	\$113,160	\$113,160	\$113,160
Decommission Unused Software - Infrastructure	Completed			\$88,984	\$88,984	\$88,984	\$88,984
Denistry Board Consolidation	Completed		(\$2,529)	(\$3,857)	(\$3,857)	(\$3,857)	(\$3,857)

Agency Name	Status	FY2012	FY2013	FY2014	FY2015	FY2016	FY2017
Department of Commerce Consolidation	Completed			\$0	\$253,462	\$17,204	\$8,904
Department of Libraries Consolidation	Completed		\$115,599	\$115,599	\$110,099	\$110,099	\$115,599
Department of Transportation Consolidation	Completed			\$12,266	\$272,463	\$362,462	\$362,461
Dept of Central Services	Completed	\$37,194	\$9,054	\$14,554	\$9,054	\$9,054	\$3,554
Dept of Corrections HCM	Completed	(\$132,472)	\$93,753	\$234,892	\$234,892	\$234,892	\$234,892
Dept of Tourism	Completed	\$93,607	\$94,407	\$93,727	\$93,727	\$93,727	\$93,727
DEQ - Position Cost Savings	Completed		\$113,475	\$113,475	\$113,475	\$113,475	\$113,475
Disaster Recovery Services	Completed	\$247,344	\$419,245	\$203,524	\$203,524	\$203,524	\$203,524
DOC - Re-organization	Completed		\$140,570	\$140,570	\$140,570	\$140,570	\$140,570
DPS E-Seek Barcode MSR Reader Solution	Completed			\$4,452	\$4,452	\$4,452	\$4,452
Educational Quality and Accountability Unification Project	Completed				\$3,744	\$14,209	\$14,209
EGID - Manage Engine Renewal	Completed			\$4,148	\$4,148	\$4,148	\$4,148
EGID Consolidation	Completed			\$60,500	\$1,233,193	\$1,584,006	\$1,584,006
Eliminate Unused Software - Shared Services*	Completed		\$125,204	\$128,960	\$132,829	\$136,814	\$140,918
Employee Benefits Council	Completed	\$150,115	\$214,084	\$208,584	\$214,084	\$208,584	\$214,084
Employee Benefits Div - VM Ware	Completed			\$5,357	\$5,357	\$5,357	\$5,357
Fiber - Classen Buildings	Completed		(\$33,336)	\$14,592	\$14,592	\$14,592	\$14,592
Fiber - First National Building	Completed	\$11,895	\$49,115	\$49,115	\$49,115	\$49,115	\$49,115
Fiber - LandMark Tower	Completed		(\$49,514)	\$14,821	\$14,821	\$14,821	\$14,821
Fiber - Professional Engineers & Land Surveyers	Completed		(\$29,922)	\$4,164	\$4,164	\$4,164	\$4,164
Fiber Optic Asset Tracking System	Completed			\$6,292	\$2,454	\$2,454	\$2,454
Health Department Consolidation	Completed		\$60,000	\$1,431,406	\$169,474	\$597,780	\$597,780
Health Department Network Consolidation	Completed		\$1,822,537	\$1,437,627	\$1,437,627	\$1,437,627	\$1,437,627
Health Department Printer Optimization*	Completed		\$342,190	\$362,190	\$362,190	\$362,190	\$362,190
IPSH Health Exchange Information	Completed			\$74,000	\$196,100	\$196,100	\$196,100
ITSW1004 Cable Materials and Accessories	Completed			\$2,604,000	\$0	\$0	\$0
ITSW1024 Encrypted Email Software	Completed			\$54,000	\$5,400	\$5,400	\$5,400
ITSW1030 Good Technology RFP	Completed			\$5,340	\$5,340	\$5,340	\$5,340
ITSW1044 - Identity Management	Planning			\$55,000	\$14,950	\$14,950	\$14,950
Labor Department	Completed		\$86,293	\$83,814	\$86,925	\$95,629	\$93,429
LIMS - Laboratory Information Management System	Completed			\$580,056	\$116,034	\$116,034	\$116,034
Live Scan Fingerprinting System	Completed			\$45,000	\$45,000	\$45,000	\$45,000
Medical Claims Clearinghouse	Completed			\$48,000	\$28,200	\$28,200	\$28,200
Medical Examiners Consolidation	Completed		\$13,932	\$8,432	\$13,932	\$8,432	\$13,932
Medicolegal Inv.- Software for LC/MS Liquid Crystal/Mass Spectrometry	Completed			\$357,933	\$0	\$0	\$0
Mines Department	Completed		(\$10,913)	(\$16,413)	(\$16,413)	(\$10,913)	(\$16,413)
Multi Injury Trust Fund IT Consolidation Project	Completed			\$1,461	\$6,461	\$1,461	\$1,461
OASIS/OKLeX Consolidation	Planning		-\$37,704	\$35,704	\$35,704	\$35,704	\$35,704
ODAFF - Oracle Licensing Application	Completed			(\$7,470)	\$5,028	\$5,028	\$5,028
ODOT Video Editing System	Completed			\$29,670	\$0	\$0	\$0
ODVA HelpDesk Transition	Completed		\$145,700	\$145,700	\$145,700	\$145,700	\$145,700
Office of Personnel Management	Completed	\$70,596	\$77,933	\$77,046	\$70,746	\$70,746	\$70,746
OHCA Consolidation	Planning		\$654,792	\$654,792	\$654,792	\$654,792	\$654,792
Ok Rail Data Migration	Execution				\$294,500	\$300,000	\$300,000
OKDHS Eliminate Unused Software*	Completed					\$286,274	\$202,987
OKDHS Reduction in IT Staff FY16	Completed					\$1,986,823	\$2,522,988
OSBI-Desktop/Laptop Replacement	Completed				\$27,953	\$0	\$0

Agency Name	Status	FY2012	FY2013	FY2014	FY2015	FY2016	FY2017
OSDH - NetIQ Contract	Completed			\$8,637	\$8,114	\$8,114	\$8,114
OWRB - Annual Permitted Water Use Survey and Administrative Fee Mailing	Completed		\$3,209	\$0	\$0	\$0	\$0
OWRB Consolidation	Initiation				\$23,503	\$23,503	\$23,503
Pardon & Parole Board Consolidation	Completed		\$38,052	\$32,552	\$32,552	\$32,552	\$32,552
People Move 2012	Completed	\$2,336,741	\$2,336,741	\$2,336,741	\$2,336,741	\$2,336,741	\$2,336,741
Pharmacy Board Consolidation	Completed		\$94,000	\$88,500	\$88,500	\$88,500	\$88,500
Pre-Surplus Clearing House	Completed		\$173,446	\$0	\$0	\$0	\$0
Private Vocational Schools	Completed		(\$1,155)	(\$605)	(\$605)	(\$605)	(\$605)
Psychologists Examiners Consolidation	Completed		(\$1,408)	(\$1,408)	(\$1,408)	(\$1,408)	(\$1,408)
Real Estate Commission Consolidation	Completed			\$118,756	\$118,756	\$118,756	\$113,056
Scenic Rivers Commission	Completed		(\$6,195)	(\$6,195)	(\$6,195)	(\$6,195)	(\$6,195)
SDE - CAS Contract Consolidation	Completed			\$20,000	\$21,000	\$21,000	\$21,000
SDE - Child Count Contract Consolidation	Completed		\$18,500	\$23,700	\$23,700	\$23,700	\$23,700
SDE - Child Nutrition Contract Consolidation	Completed		\$60,399	\$60,399	\$60,399	\$60,399	\$60,399
SDE - HUPP Contract Consolidation	Completed		\$85,942	\$92,056	\$89,249	\$86,357	\$83,379
SDE - Printer Consolidation Phase 2*	Completed		\$84,247	\$5,247	\$5,247	\$5,247	\$5,247
SDE Scantron Contract Consolidation	Completed			\$140,548	\$147,575	\$147,575	\$147,575
SDE-GED Lifelong Scoring	Completed		\$5,838	\$5,838	\$5,838	\$5,838	\$5,838
Security as a Service - Phase I	Completed		\$57,542	\$723,798	\$723,798	\$723,798	\$723,798
State Dept of Education	Completed	\$1,098,231	\$1,054,231	\$933,231	\$960,731	\$1,054,231	\$1,435,231
State Dept of Education Managed Print Services	Completed	\$200,251	\$279,251	\$279,251	\$279,251	\$279,251	\$279,251
State Treasurer	Completed	\$277,473	\$277,474	\$277,475	\$277,476	\$277,477	\$277,477
Statewide Mainframe Consolidation	Completed		\$2,021,035	\$2,341,345	\$3,170,748	\$3,176,610	\$3,778,929
Uniform Crime Report	Completed		\$707	\$1,107	\$1,107	\$1,107	\$1,107
Used Motor Vehicles Commission	Completed			\$0	\$69,016	\$63,516	\$63,516
Vet Board Consolidation	Completed		(\$3,904)	(\$3,904)	(\$3,904)	(\$3,904)	(\$3,904)
Virtual Technology Storage	Completed		-\$491,410	\$533,441	\$545,978	\$580,191	\$617,826
VOIP OKC County Health Dept.	Completed	(\$11,794)	\$41,814	\$41,814	\$41,814	\$41,814	\$41,814
Wave Contract Consolidation	Completed				\$322,250	\$322,250	\$322,250
Wheat Commission	Completed		\$3,598	(\$1,902)	(\$1,902)	(\$1,902)	(\$1,902)
Total Annual Savings		\$4,403,598	\$11,145,414	\$18,326,046	\$17,184,385	\$20,210,025	\$21,663,252
Savings Over 6 Years ¹		\$82,421,886					

Notes: ¹ FY 12 plus NPV of savings achieved in FY13-FY17

*Vendor and/or Employee Cost Savings Idea

This data reflects point-in-time information. There may be unreimbursed IT costs incurred by OMES IS that are not included in the total costs as they are not billed. These unreimbursed costs could reduce the amount of savings reported.

Cost Avoidance

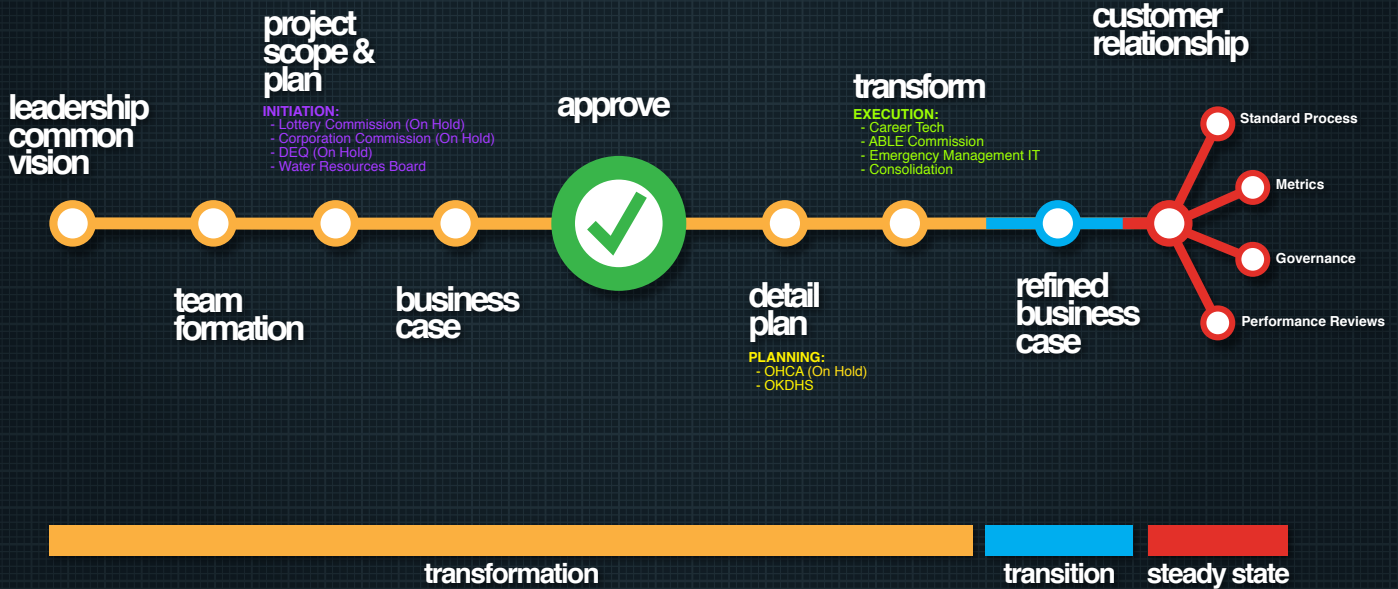
Project Name	Status	FY2012	FY2013	FY2014	FY2015	FY2016	FY2017
Health Network Consolidation	Completed		\$1,822,538	\$1,437,628	\$1,437,628	\$1,437,628	\$1,437,628
ISD Procurement	Completed	\$81,654	\$81,654	\$81,654	\$81,654	\$81,654	\$81,654
Microsoft ESS Statewide Contract	Completed		\$1,139,031	\$1,139,031	\$1,139,031	\$1,139,031	\$1,139,031
Microsoft Enterprise Agreement	Completed	\$1,778,419	\$1,778,419	\$1,778,419	(\$2,047,273)	(\$2,047,273)	(\$2,047,273)
SSL Certificate Savings	Completed	\$7,888	\$7,888	\$7,888	\$7,888	\$7,888	\$7,888
Statewide IT Contracts	Completed	\$920,266	\$1,679,846	\$1,679,846	\$1,679,846	\$1,679,846	\$1,679,846
Total Annual Savings		\$2,788,227	\$6,509,376	\$6,124,466	\$2,298,774	\$2,298,774	\$2,298,774
Savings Over 6 Years ¹	\$20,607,682						

Notes: ¹ FY 12 plus NPV of savings achieved in FY13-FY17

Consolidation Portfolio Active Projects

Agency by Agency					
Project No	Project Name	Project Phase	Risk Rating	CBA NPV	Total Forecast Cost
			(10 - 48)		
42465	Corporation Commission Unification Project	Initiation	20		\$684,585
42456	Lottery Commission IT Consolidation	Initiation	20		
42190	DEQ IT Consolidation	Initiation	32		
42191	Water Resources Board Consolidation	Initiation	20		\$408,026.00
42464	Department of Human Services IT Unification Project	Planning	32		\$1,146,698.00
34970	OHCA Consolidation	Planning	28	\$3,432,510.00	
37981	Career Tech Consolidation	Execution	36	\$731,612.00	\$652,099.00
38052	Emergency Management IT Consolidation	Execution	44	-\$57,856.00	\$101,750.00
42189	ABLE Commission Consolidation	Execution	20	\$398,037.00	\$1,731,800.00
42188	Historical Society IT Consolidation Project	Execution-Close	44	-\$956,112.00	\$178,800.00
Service by Agency					
31929	Printer Optimization - Evironmental Quality	Initiation	24	\$581,270.00	
33034	Department of Veterans Internal Wiring 7 Hospitals	Execution	20	\$954,706.00	\$3,850,000.00
Service by Service					
41328	OMES Office 365	Initiation	0		\$10,603,222.00
41385	Retire SL100	Initiation	0		\$1,385,030.00
37655	INFRASTRUCTURE:Critical System Protection	Execution	32		

unification approach agency by agency



Agency-by-Agency Completion

- ABLE Tech
 - Abstractors Board
 - Accountancy Board
 - Aeronautics Commission
 - Agriculture
 - Anatomical Board*
 - Architects Board
 - Arts Council
 - Athletic Commission
 - Banking Department
 - Boll Weevil
 - Bond Advisor
 - Building Bonds-Commission
 - Capital Investment Board
 - Capitol Improvement Authority
 - Center for Advancement of Science and Technology- OCAST
 - Central Services- DCS
 - Children & Youth Commission
 - Chiropractic
 - Commerce
 - Conservation
 - Construction Industries Board
 - Consumer Credit Department
 - Dentistry Board
 - Disability Concerns
 - Education Department
 - Education Quality & Accountability
 - EGID
 - Employees Benefits Council
 - Ethics Commission
 - Finance Authority
 - Fire Marshall
 - Funeral Board
 - Governor
 - Health Dept.
 - Historical Society
 - Human Rights Commission
 - Interstate Oil Compact Commission
 - Industrial Finance Authority
 - Judicial Complaints Council*
 - Labor Department
 - Libraries
 - Licensed Social Workers Board
 - Liquefied Petroleum Gas Board
 - Long Term Care Admin. Board
 - Marginal Well Commission
 - Medical Examiners
 - Merit Protection Commission
 - Mines Department
 - Motor Vehicle Commission
 - Multiple Injury Trust Fund*
 - Native American Cultural & Education Authority
 - Nursing, Oklahoma Board of
 - ODOT
 - Optometry Board
 - Pardon & Parole
 - Personnel Management Office
 - Pet Breeders*
 - Pharmacy
 - Physician Manpower Training Commission
 - Private Vocational Schools Board
 - Professional Engineers & Land Surveyors
 - Psychologists
 - Public Safety Department
 - Real Estate
 - Scenic Rivers Commission
 - Science and Math
 - Sorghum Commission
 - Speech Pathology Board
 - State Treasurer
 - Teacher Preparation Commission
 - Teachers' Retirement System
 - Tobacco Settlement Endowment Trust
 - Tourism & Recreation Department
 - Uniform Building Code Commission
 - University Hospitals Authority*
 - Used Motor Vehicles Commission
 - Veterinary Medical Examiners
 - Wheat Commission
 - Workers Comp Commission
- FY15
*No IT Services

unification approach service by agency

leadership common vision

- CONCEPT:**
 Printer Optimization
 - Corrections
 - Employment Security Comm
 - EGID
 - Tax
 - Dept of Transportation
 Unused Software
 - Construction
 - Natural Resources

project scope & plan

- INITIATION:**
 Printer Optimization
 - Environmental Quality (On Hold)

approve

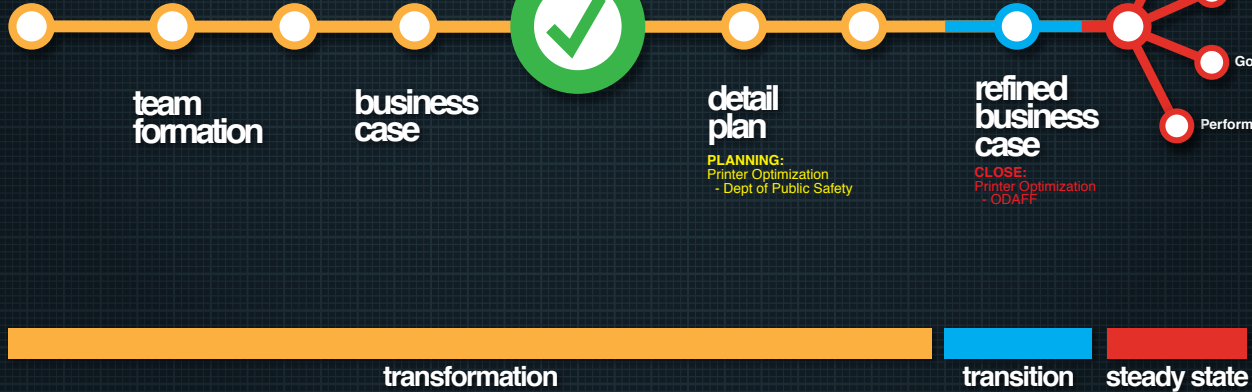


transform

- EXECUTION:**
 Printer Optimization
 - Oklahoma Dept of Human Services
 - VA Internal Wiring 7 Hospitals

customer relationship

- Standard Process
- Metrics
- Governance
- Performance Reviews

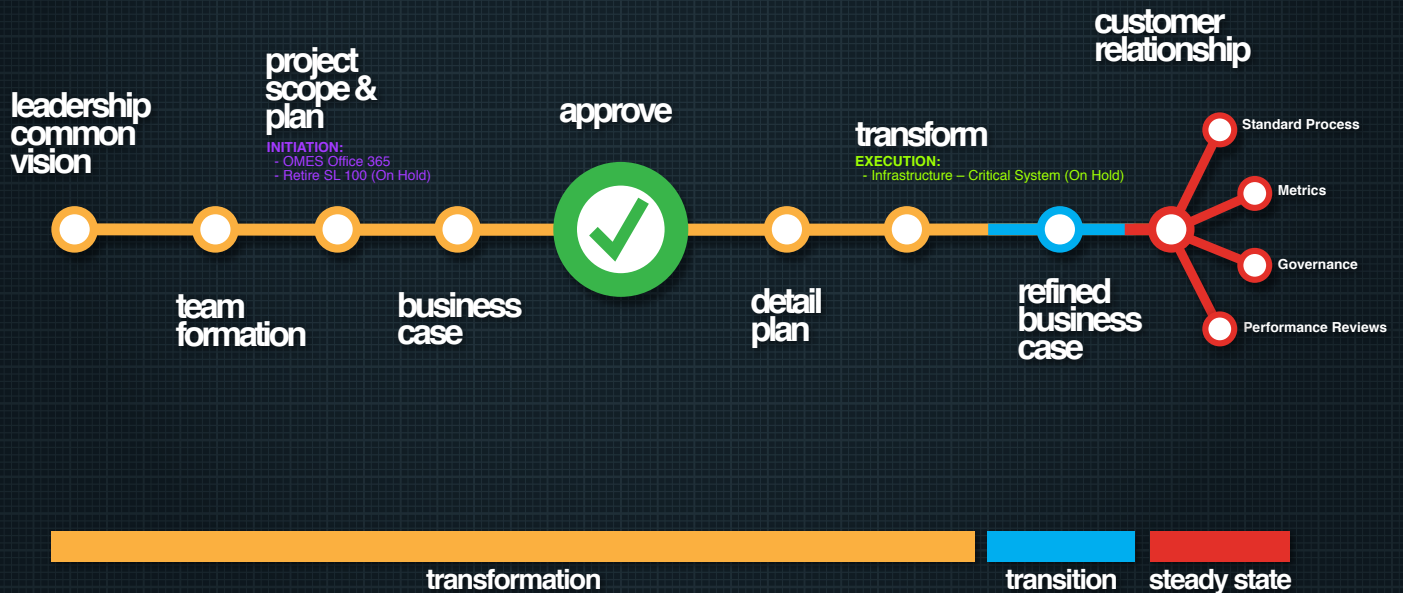


Service-by-Agency Completion

- 1st National Building – Fiber
- Career Tech – Email Consolidation
- Classen Buildings - Fiber
- Corrections – HCM
- Infrastructure- DHS Cloud Email
- Health Dept. - Network
- Health - Unused Software
- Health – Printer Optimization
- DHS – Disaster Recovery
- ISD - Unused Software
- Landmark Tower – Fiber
- ODAFF - Help Desk
- ODAFF – Printer Optimization
- ODOT VoIP
- OKC County Health Dept - VoIP
- Prof Engineers & Land Surveyors – Fiber
- SDE - HUPP Contract Consolidation
- SDE - Mainframe
- SDE - Print Services Phase 1
- SDE - Print Services Phase 2
- VA - Help Desk

unification approach

service by service



Service-by-Service Completion

- Antivirus/Spam/Encryption Pilot
- COMIT Tele-management Billing Module
- Microsoft Enterprise Agreement
- People Move 2012
- PPM Tool Pilot
- Pre-Surplus Clearing House- 2012 Cost
- Savings Idea
- Security as a Service Phase I
- Project Portfolio Management Rollout
- IT Advisory Services
- Security Education & Training
- Statewide Mainframe Consolidation



3

Spotlight: Powering Up

Try this in your Tim “The Toolman” Taylor voice: “Four generators, each with 1,450 horsepower, V12 diesel engines cranking out 1,000 kilowatts of power at 480 volts.”

That’s what will keep the state’s data flowing if the electricity went off at Information Services main building. Most would hardly notice as the generators located within the labyrinth of the building’s bottom floor would kick in almost immediately. Here are a few other tidbits about the emergency backup system.



- At max load, each generator could burn up to 68 gallons of diesel an hour.
- The generators can fire and produce maximum power in eight seconds if there is an electrical issue.
- At the current capacity, the generators can run for six days before needing to be refueled.

