



PROCUREMENT COST SAVINGS REPORT

JULY 1, 2022-
JUNE 30, 2023



OKLAHOMA
Office of Management
& Enterprise Services

CONTENTS

STATE PROCUREMENT TOTAL	2
EXECUTIVE SUMMARY	2

PRODUCT AND SERVICE CONTRACTS	6
EXECUTIVE SUMMARY	6
SAVINGS BY STATEWIDE CONTRACT	7
STATEWIDE CONTRACT SAVINGS BY DETAIL BY AGENCY	15
ACQUISITION TEAM SAVINGS	19

INFORMATION TECHNOLOGY CONTRACTS	26
EXECUTIVE SUMMARY	26
INFORMATION TECHNOLOGY STATEWIDE CONTRACT COST AVOIDANCE	32
INFORMATION TECHNOLOGY ACQUISITION TEAM SAVINGS	42

STATE AGENCY CONTRACTS	47
SAVINGS REPORTED BY STATE AGENCY CERTIFIED PROCUREMENT OFFICERS ...	47

STATE PURCHASING CARD	54
EXECUTIVE SUMMARY	54

AGENCY EMERGENCY DECLARATIONS	55
--	-----------



STATE PROCUREMENT TOTAL

EXECUTIVE SUMMARY

OMES Central Purchasing

Vision

Assist current and future partners when procuring the right stuff, at the right value, for the right price.

Mission: Contract Administration

We serve government entities and suppliers by providing compliance expertise, transparent oversight of processes and fair administration of procurement rules, policies and statutes.

OMES Values

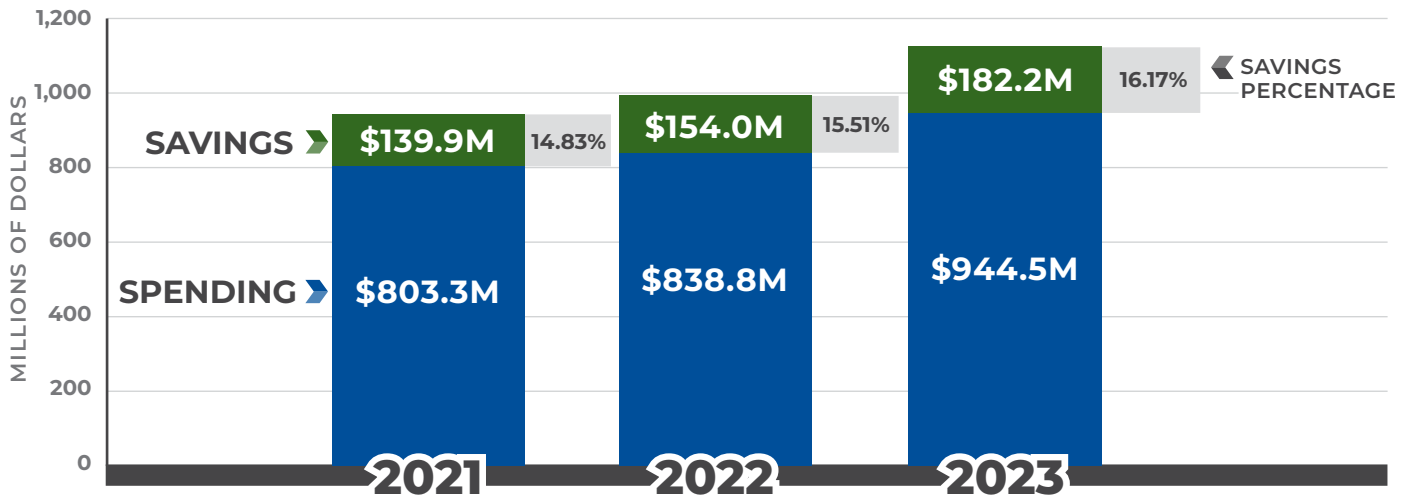
We are servants. We are servant-leaders. We are open communicators. We are collaborative. We are respectful, humble and we get stuff done!

Procurement Operation	FY 2022 (Previous Year)		FY 2023 (Current Year)		Change (\$)
	Spending (\$)	Savings (\$)	Spending (\$)	Savings (\$)	
Savings by Statewide Contract	270,636,800.83	60,336,000.87	270,943,186.39	62,965,753.35	↑ 306,385.56
Acquisition Team Savings	21,366,541.15	5,471,800.78	50,346,659.07	8,850,032.23	↑ 28,980,117.92
Information Technology Statewide Contract Cost Avoidance	282,589,144.48	77,880,293.15	360,420,343.28	91,736,038.79	↑ 77,831,198.80
Information Technology Acquisition Team Savings	13,085,767.77	4,420,689.56	19,913,649.93	11,002,730.65	↑ 6,827,882.16
State Purchase Card Program	212,787,696.59	4,057,821.99	232,221,917.70	4,418,180.27	↑ 19,434,221.11
Savings Reported by State Agency Certified Procurement Officers *	38,360,163.37	5,943,596.75	10,692,538.87	3,223,701.89	↓ (27,667,624.50)
Total Impact by State Procurement	838,826,114.19	158,110,203.10	944,538,295.24	182,196,437.18	↑ 105,712,181.05

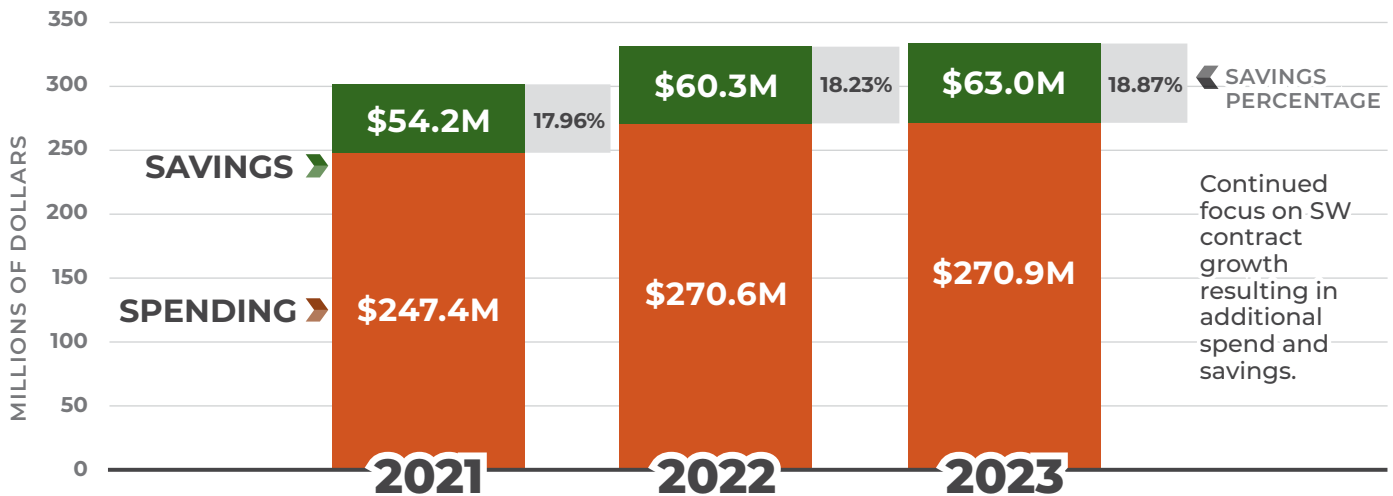
* Decreased savings are due to increased statewide contract usage and/or increased Non-IT or IT Agency Specific contracts completed by Central Purchasing.



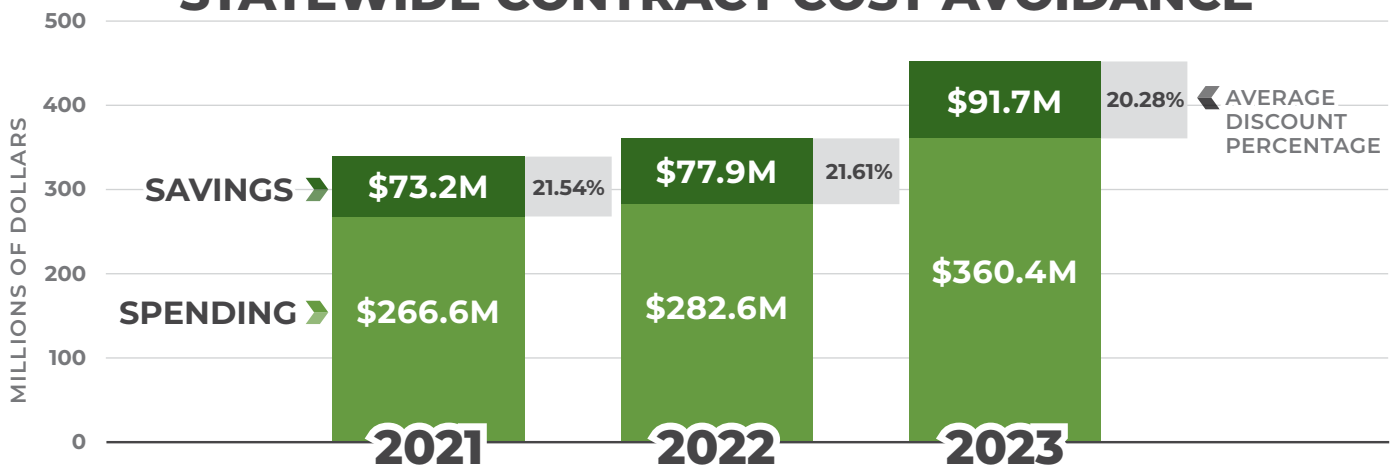
TOTAL IMPACT BY STATE PROCUREMENT



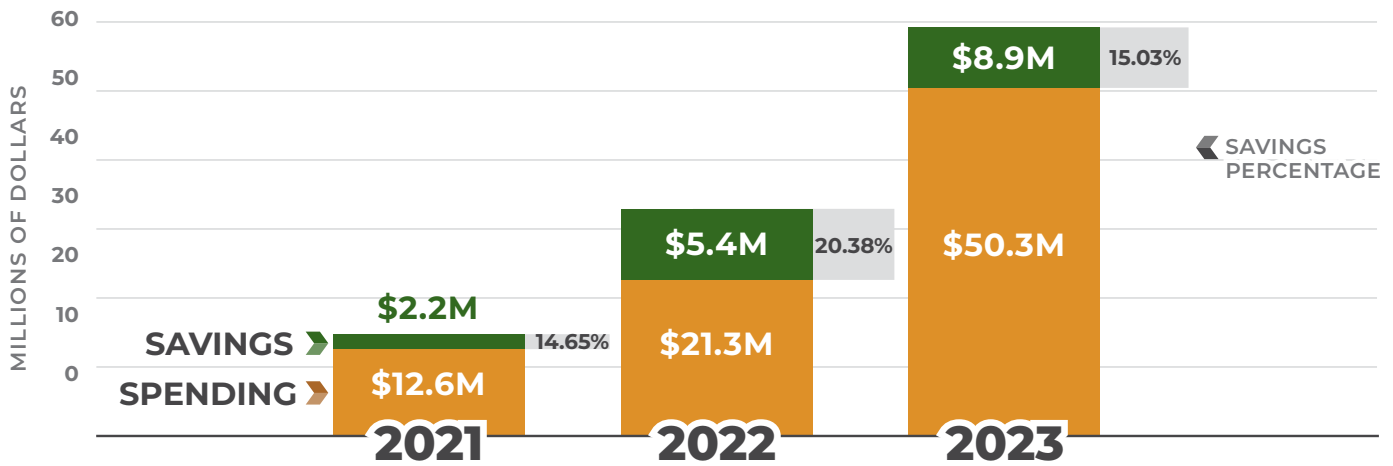
NON-IT SAVINGS BY STATEWIDE CONTRACT



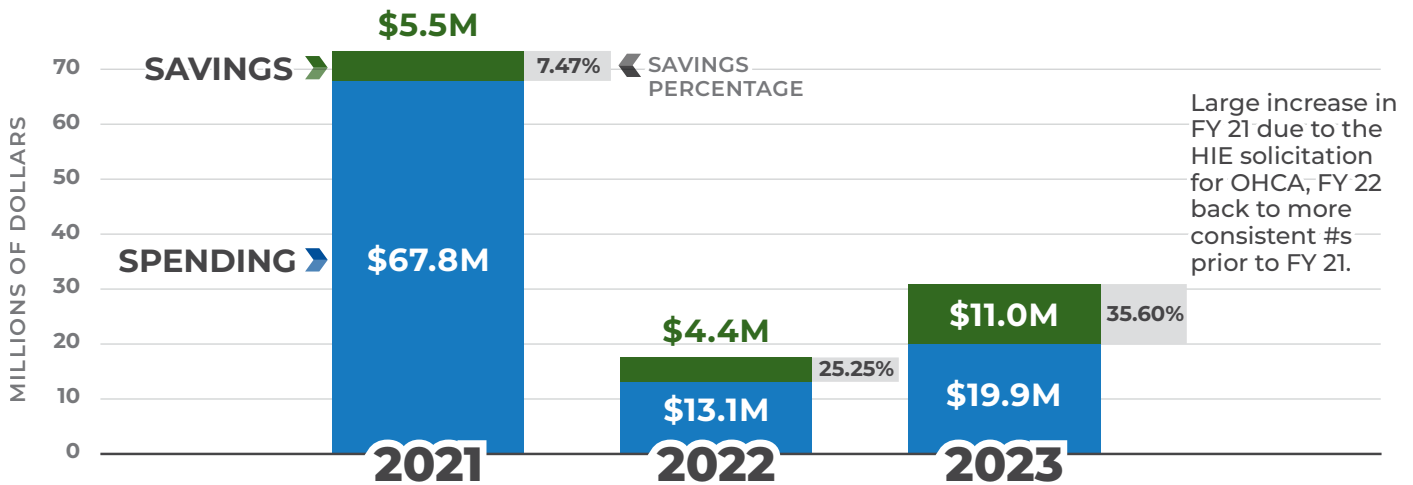
INFORMATION TECHNOLOGY STATEWIDE CONTRACT COST AVOIDANCE



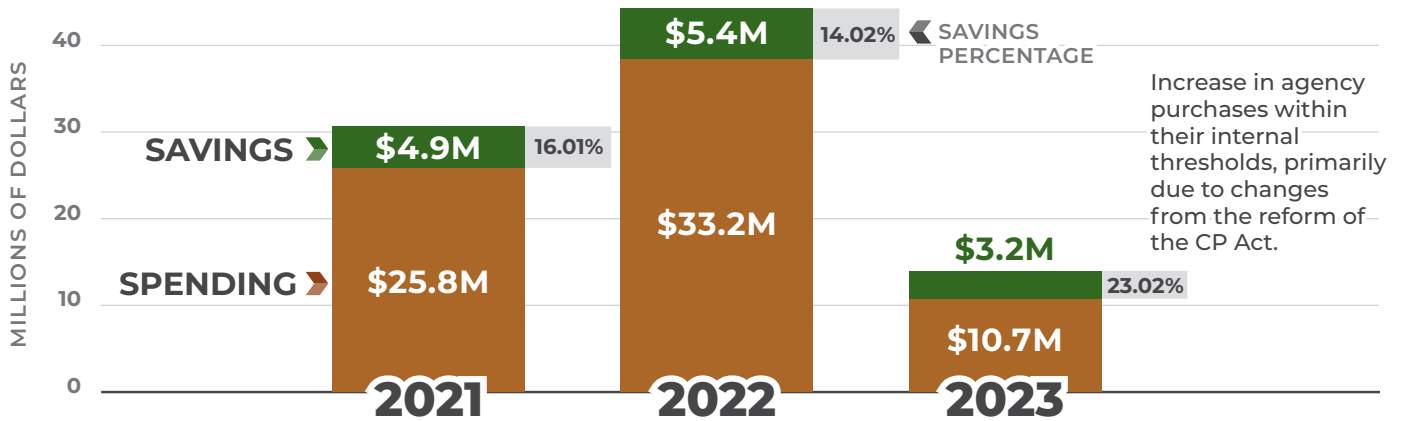
NON-IT ACQUISITION TEAM SAVINGS



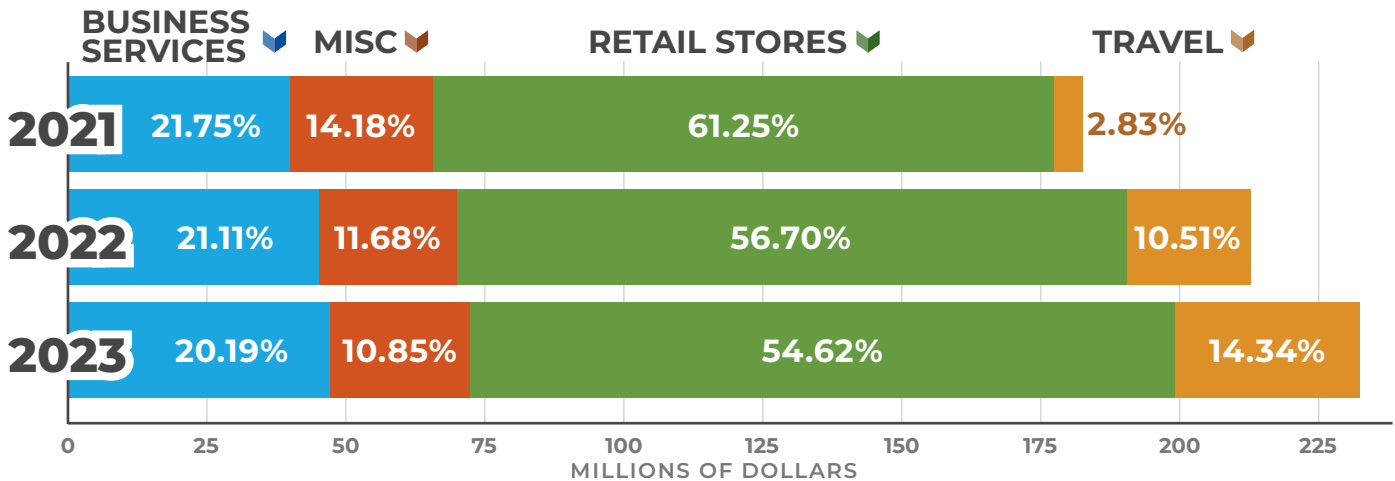
INFORMATION TECHNOLOGY ACQUISITION TEAM SAVINGS



SAVINGS REPORTED BY STATE AGENCY CERTIFIED PROCUREMENT OFFICERS



STATE PURCHASE CARD PROGRAM



PRODUCT AND SERVICE CONTRACTS

EXECUTIVE SUMMARY

The State of Oklahoma realized savings in excess of \$62.9 million for fiscal year 2023 through managed contracts of products and services other than information technology. Twenty-five of 112 statewide contracts are currently being tracked for cost savings. Savings for the 25 statewide contracts are summarized below:

	Spending (\$)	Savings (\$)	Savings (%)
Total Spend of Contracts Tracked for Cost Savings	270,943,186.39	62,965,753.35	18.86
Political Subdivisions	117,590,252.71	29,997,161.49	20.33
Higher Education Institutions	53,725,935.53	12,836,145.44	19.28
State of Oklahoma	99,626,998.15	20,132,446.42	16.81
Total Spend on all 112 contracts	498,566,901.25		

Spend and savings are based on 25 of the 112 statewide contracts (excluding information technology). The 25 statewide contracts represent 63% of the total amount spent of all contracts.

Notes regarding cost-savings calculations

Simplified cost savings and cost avoidance formulas were used to calculate savings percentage.

- $(\text{Historical Price} - \text{New Price}) / \text{Historical Price}$
- $(\text{Average of Responsive Bids} - \text{Awarded Bid}) / \text{Average of Responsive Bids}$
- $(\text{MSRP} - \text{Sales}) / \text{MSRP}$, and then total all averages for the new contract savings percentage.*

*As of FY 2019, a new calculation for cost savings was used.

Savings calculations are conservative and represent only savings which can be easily quantified.

Several issues led OMES to take a very conservative approach to calculating savings. Those issues include:

- Incomplete usage data as reported by suppliers for each contract.
- Multiple discount percentages across a specific contract in which OMES would have taken the discount with the least percentage off of list prices.



SAVINGS BY STATEWIDE CONTRACT

Statewide #	Description	State Spend (\$)	Political Subdivision Spend (\$)	Higher Education Spend (\$)	TOTAL Spend (\$)	Savings (%)	TOTAL Savings (\$)
SW0035	Vehicles	22,386,864.43	42,167,441.72	2,574,824.16	67,129,130.31	28.11	18,869,998.53
SW0023A	MMCAP- AmerisourceBergen Drug Corp	-	-	46,254,189.93	46,254,189.93	23.95	11,077,878.49
SW0035T	Medium Duty Trucks	3,009,194.00	12,933,641.06	-	15,942,835.06	32.90	5,245,192.73
SW0024	Tires	1,460,568.23	5,659,117.51	153,436.67	7,273,122.41	53.12	3,863,482.62
SW0110	School Buses	153,290.00	13,929,034.70	645,949.00	14,728,273.70	25.49	3,754,236.97
SW0817	MRO (Maintenance Repair & Operations)	7,822,792.44	2,118,093.55	133,774.27	10,074,660.26	30.77	3,099,972.96
SW0196	Agriculture, Tree & Brush Maintenance Equipment	2,038,061.20	8,860,718.08	2,946,216.53	13,844,995.81	19.66	2,721,926.18
SW0081	Asphalt	17,009,420.91	1,297,609.72	512.46	18,307,543.09	14.71	2,693,039.59
SW0192	Construction Equipment	2,936,547.91	4,642,401.01	-	7,578,948.92	34.75	2,633,684.75
SW0195	Road Maintenance Equipment	1,239,603.28	7,487,319.95	-	8,726,923.23	15.28	1,333,473.87
SW0776	Traffic Striping	5,278,232.15	876,952.67	-	6,155,184.82	21.00	1,292,588.81
SW0180	Office Supply Products	2,143,226.04	34,977.90	4,699.72	2,182,903.66	55.39	1,209,110.34
SW0012	Books	983,382.29	3,048,139.67	372,681.61	4,404,203.57	23.48	1,034,107.00
SW0156	Prime Vendor Food	16,616,564.92	242,142.62	-	16,858,707.54	6.00	1,011,522.45
SW0106	Truck Dump Beds	1,146,140.14	1,100,036.95	11,469.00	2,257,646.09	28.21	636,881.96
SW0765	Bread & Bakery Supplies	816,228.24	-	-	816,228.24	60.85	496,674.88
SW0817-P	MRO Plumbing (Maintenance Repair & Operations)	1,035,058.33	74,520.85	866.91	1,110,446.09	38.16	423,746.23
SW0197	Garbage Trucks	-	9,464,262.46	-	9,464,262.46	3.00	283,927.87
SW0190	Mowers & Hand Held Equipment	496,141.22	1,124,313.25	47,590.21	1,668,044.68	14.67	244,702.15
SW0194	Golf Carts & Utility Vehicles	582,016.52	760,224.58	372,180.08	1,714,421.18	14.15	242,590.60
SW0837	Traffic Paint, Glass Beads, and Reflective Pavement Markers	2,644,801.00	239,387.50	-	2,884,188.50	7.20	207,661.57
SW0198	Trailers	497,738.58	1,220,407.40	5,953.50	1,724,099.48	11.18	192,754.32
SW0092	Hazardous Waste Pick Up Service	566,472.96	2,423.83	23,843.60	592,740.39	31.25	185,231.37
SW0023A	MMCAP-Diamond Pharmacy	6,684,016.09	1,326.45	-	6,685,342.54	2.18	145,740.47
SW0023A	MMCAP - Morris Dickson Co LTD	1,895,098.00	300,871.68	10,568.54	2,206,538.22	2.18	48,102.53
SW0023V	MMCAP-(vaccines) McKesson/ FFF Enterprises	117,633.27	4,887.60	165,993.34	288,514.21	3.66	10,559.62
SW0210	Travel Initiative	67,906.00	-	1,186.00	69,092.00	10.08	6,964.47
	TOTALS	99,626,998.15	117,590,252.71	53,725,935.53	270,943,186.39	23.24	62,965,753.35



Statewide #	Description	State Spend (\$)	Political Subdivision Spend (\$)	Higher Education Spend (\$)	TOTAL Spend (\$)	Savings (%)	TOTAL Savings (\$)
SW0035	Vehicles	22,386,864.43	42,167,441.72	2,574,824.16	67,129,130.31	28.11	18,869,998.53
State Agency					Current Spending (\$)	Savings (\$)	
Transportation, Department of					6,280,315.15	1,765,396.59	
Public Safety, Department of					5,664,286.90	1,592,231.05	
Turnpike Authority, Oklahoma					2,419,978.58	680,255.98	
Management and Enterprise Services, Office of					1,422,263.60	399,798.30	
Bureau of Investigation, Oklahoma State					1,063,909.00	299,064.82	

Statewide #	Description	State Spend (\$)	Political Subdivision Spend (\$)	Higher Education Spend (\$)	TOTAL Spend (\$)	Savings (%)	TOTAL Savings (\$)
SW0023A	MMCAP- AmerisourceBergen Drug Corp	-	-	46,254,189.93	46,254,189.93	23.95	11,077,878.49
State Agency					Current Spending (\$)	Savings (\$)	
N/A					-	-	

Statewide #	Description	State Spend (\$)	Political Subdivision Spend (\$)	Higher Education Spend (\$)	TOTAL Spend (\$)	Savings (%)	TOTAL Savings (\$)
SW0035T	Medium Duty Trucks	3,009,194.00	12,933,641.06	-	15,942,835.06	32.90	5,245,192.73
State Agency					Current Spending (\$)	Savings (\$)	
Transportation, Department of					2,442,857.28	803,700.05	
Turnpike Authority, Oklahoma					232,751.72	76,575.32	
Military Department, Oklahoma					201,100.00	66,161.90	
Corrections, Department of					132,485.00	43,587.57	

Statewide #	Description	State Spend (\$)	Political Subdivision Spend (\$)	Higher Education Spend (\$)	TOTAL Spend (\$)	Savings (%)	TOTAL Savings (\$)
SW0024	Tires	1,460,568.23	5,659,117.51	153,436.67	7,273,122.41	53.12	3,863,482.62
State Agency					Current Spending (\$)	Savings (\$)	
Public Safety, Department of					482,673.36	256,396.09	
Transportation, Department of					385,981.80	205,033.53	
Grand River Dam Authority					129,146.47	68,602.60	
Career and Technology Education, Department of					112,443.66	59,730.07	
Corrections, Department of					68,048.37	36,147.29	



Statewide #	Description	State Spend (\$)	Political Subdivision Spend (\$)	Higher Education Spend (\$)	TOTAL Spend (\$)	Savings (%)	TOTAL Savings (\$)
SW0110	School Buses	153,290.00	13,929,034.70	645,949.00	14,728,273.70	25.49	3,754,236.97
State Agency					Current Spending (\$)	Savings (\$)	
Career and Technology Education, Department of					153,290.00	39,073.62	

Statewide #	Description	State Spend (\$)	Political Subdivision Spend (\$)	Higher Education Spend (\$)	TOTAL Spend (\$)	Savings (%)	TOTAL Savings (\$)
SW0817	MRO (Maintenance Repair & Operations)	7,822,792.44	2,118,093.55	133,774.27	10,074,660.26	30.77	3,099,972.96
State Agency					Current Spending (\$)	Savings (\$)	
Transportation, Department of					922,658.96	181,394.75	
Conservation Commission, Oklahoma					302,677.00	59,506.30	
Space Industry Development Authority, Oklahoma					284,060.64	55,846.32	
Wildlife Conservation, Oklahoma Department of					216,745.99	42,612.26	
Military Department, Oklahoma					69,687.62	13,700.59	

Statewide #	Description	State Spend (\$)	Political Subdivision Spend (\$)	Higher Education Spend (\$)	TOTAL Spend (\$)	Savings (%)	TOTAL Savings (\$)
SW0196	Agriculture, Tree & Brush Maintenance Equipment	2,038,061.20	8,860,718.08	2,946,216.53	13,844,995.81	19.66	2,721,926.18
State Agency					Current Spending (\$)	Savings (\$)	
Transportation, Department of					922,658.96	181,394.75	
Conservation Commission, Oklahoma					302,677.00	59,506.30	
Space Industry Development Authority, Oklahoma					284,060.64	55,846.32	
Wildlife Conservation, Oklahoma Department of					216,745.99	42,612.26	
Military Department, Oklahoma					69,687.62	13,700.59	

Statewide #	Description	State Spend (\$)	Political Subdivision Spend (\$)	Higher Education Spend (\$)	TOTAL Spend (\$)	Savings (%)	TOTAL Savings (\$)
SW0081	Asphalt	17,009,420.91	1,297,609.72	512.46	18,307,543.09	14.71	2,693,039.59
State Agency					Current Spending (\$)	Savings (\$)	
Transportation, Department of					16,893,860.24	2,485,086.84	
Turnpike Authority, Oklahoma					106,800.80	15,710.40	
Tourism & Recreation Department, Oklahoma					5,400.00	794.34	
Mental Health and Substance Abuse Services, Department of					2,251.00	331.12	



Statewide #	Description	State Spend (\$)	Political Subdivision Spend (\$)	Higher Education Spend (\$)	TOTAL Spend (\$)	Savings (%)	TOTAL Savings (\$)
SW0192	Construction Equipment	2,936,547.91	4,642,401.01	-	7,578,948.92	34.75	2,633,684.75
State Agency					Current Spending (\$)	Savings (\$)	
Turnpike Authority, Oklahoma					2,111,614.00	733,785.87	
Transportation, Department of					334,858.00	116,363.16	
Military Department, Oklahoma					163,988.04	56,985.84	
Agriculture, Food and Forestry, Oklahoma Department of					107,963.70	37,517.39	
Management and Enterprise Services, Office of					106,731.80	37,089.30	

Statewide #	Description	State Spend (\$)	Political Subdivision Spend (\$)	Higher Education Spend (\$)	TOTAL Spend (\$)	Savings (%)	TOTAL Savings (\$)
SW0195	Road Maintenance Equipment	1,239,603.28	7,487,319.95	-	8,726,923.23	15.28	1,333,473.87
State Agency					Current Spending (\$)	Savings (\$)	
Transportation, Department of					1,239,603.28	189,411.38	

Statewide #	Description	State Spend (\$)	Political Subdivision Spend (\$)	Higher Education Spend (\$)	TOTAL Spend (\$)	Savings (%)	TOTAL Savings (\$)
SW0776	Traffic Striping	5,278,232.15	876,952.67	-	6,155,184.82	21.00	1,292,588.81
State Agency					Current Spending (\$)	Savings (\$)	
Transportation, Department of					3,854,764.85	809,500.62	
Turnpike Authority, Oklahoma					1,423,467.30	298,928.13	

Statewide #	Description	State Spend (\$)	Political Subdivision Spend (\$)	Higher Education Spend (\$)	TOTAL Spend (\$)	Savings (%)	TOTAL Savings (\$)
SW0180	Office Supply Products	2,143,226.04	34,977.90	4,699.72	2,182,903.66	55.39	1,209,110.34
State Agency					Current Spending (\$)	Savings (\$)	
Education, State Department of					406,444.30	225,129.50	
Human Services, Department of					349,088.56	193,360.15	
Corrections, Department of					241,259.65	133,633.72	
Health, Department of					149,393.09	82,748.83	
Mental Health and Substance Abuse Services, Department of					96,280.21	53,329.61	



Statewide #	Description	State Spend (\$)	Political Subdivision Spend (\$)	Higher Education Spend (\$)	TOTAL Spend (\$)	Savings (%)	TOTAL Savings (\$)
SW0012	Books	983,382.29	3,048,139.67	372,681.61	4,404,203.57	23.48	1,034,107.00
State Agency					Current Spending (\$)	Savings (\$)	
Education, State Department of					654,239.13	153,615.35	
Health, Department of					133,576.28	31,363.71	
Labor, Department of					76,442.68	17,948.74	
Corrections, Department of					74,195.62	17,421.13	
Health Care Authority, Oklahoma					23,248.47	5,458.74	

Statewide #	Description	State Spend (\$)	Political Subdivision Spend (\$)	Higher Education Spend (\$)	TOTAL Spend (\$)	Savings (%)	TOTAL Savings (\$)
SW0156	Prime Vendor Food	16,616,564.92	242,142.62	-	16,858,707.54	6.00	1,011,522.45
State Agency					Current Spending (\$)	Savings (\$)	
Corrections, Department of					12,841,039.37	770,462.36	
Mental Health and Substance Abuse Services, Department of					1,691,736.04	101,504.16	
Rehabilitation Services, Department of					759,202.18	45,552.13	
Juvenile Affairs, Office of					496,937.91	29,816.27	
Military Department, Oklahoma					415,891.13	24,953.47	

Statewide #	Description	State Spend (\$)	Political Subdivision Spend (\$)	Higher Education Spend (\$)	TOTAL Spend (\$)	Savings (%)	TOTAL Savings (\$)
SW0106	Truck Dump Beds	1,146,140.14	1,100,036.95	11,469.00	2,257,646.09	28.21	636,881.96
State Agency					Current Spending (\$)	Savings (\$)	
Transportation, Department of					1,001,163.80	282,428.31	
Turnpike Authority, Oklahoma					80,736.86	22,775.87	
Military Department, Oklahoma					35,091.00	9,899.17	
Management and Enterprise Services, Office of					17,387.04	4,904.88	
Wildlife Conservation, Oklahoma Department of					11,761.44	3,317.90	

Statewide #	Description	State Spend (\$)	Political Subdivision Spend (\$)	Higher Education Spend (\$)	TOTAL Spend (\$)	Savings (%)	TOTAL Savings (\$)
SW0765	Bread & Bakery Supplies	816,228.24	-	-	816,228.24	60.85	496,674.88
State Agency					Current Spending (\$)	Savings (\$)	
Corrections, Department of					713,718.70	434,297.83	
Mental Health and Substance Abuse Services, Department of					52,147.58	31,731.80	
Veterans Affairs, Oklahoma Department of					24,241.15	14,750.74	
Juvenile Affairs, Office of					22,248.71	13,538.34	
Rehabilitation Services, Department of					3,872.10	2,356.17	



Statewide #	Description	State Spend (\$)	Political Subdivision Spend (\$)	Higher Education Spend (\$)	TOTAL Spend (\$)	Savings (%)	TOTAL Savings (\$)
SW0817-P	MRO Plumbing (Maintenance Repair & Operations)	1,035,058.33	74,520.85	866.91	1,110,446.09	38.16	423,746.23
State Agency					Current Spending (\$)	Savings (\$)	
Corrections, Department of					634,055.03	241,955.40	
Military Department, Oklahoma					156,422.54	59,690.84	
Tourism & Recreation Department, Oklahoma					97,230.36	37,103.11	
Veterans Affairs, Oklahoma Department of					59,320.95	22,636.87	
Management and Enterprise Services, Office of					45,239.43	17,263.37	

Statewide #	Description	State Spend (\$)	Political Subdivision Spend (\$)	Higher Education Spend (\$)	TOTAL Spend (\$)	Savings (%)	TOTAL Savings (\$)
SW0190	Mowers & Hand Held Equipment	496,141.22	1,124,313.25	47,590.21	1,668,044.68	14.67	244,702.15
State Agency					Current Spending (\$)	Savings (\$)	
Tourism & Recreation Department, Oklahoma					121,472.62	17,820.03	
Military Department, Oklahoma					80,570.15	11,819.64	
Grand River Dam Authority					77,829.45	11,417.58	
Career and Technology Education, Department of					60,274.50	8,842.27	
Turnpike Authority, Oklahoma					51,781.56	7,596.35	

Statewide #	Description	State Spend (\$)	Political Subdivision Spend (\$)	Higher Education Spend (\$)	TOTAL Spend (\$)	Savings (%)	TOTAL Savings (\$)
SW0194	Golf Carts & Utility Vehicles	582,016.52	760,224.58	372,180.08	1,714,421.18	14.15	242,590.60
State Agency					Current Spending (\$)	Savings (\$)	
J.D. McCarty Center					154,601.94	21,876.17	
Military Department, Oklahoma					97,157.04	13,747.72	
Transportation, Department of					67,629.00	9,569.50	
Wildlife Conservation, Oklahoma Department of					59,293.47	8,390.03	
Municipal Power Authority, Oklahoma					45,973.58	6,505.26	

Statewide #	Description	State Spend (\$)	Political Subdivision Spend (\$)	Higher Education Spend (\$)	TOTAL Spend (\$)	Savings (%)	TOTAL Savings (\$)
SW0837	Traffic Paint, Glass Beads, and Reflective Pavement Markers	2,644,801.00	239,387.50	-	2,884,188.50	7.20	207,661.57
State Agency					Current Spending (\$)	Savings (\$)	
Transportation, Department of					2,644,801.00	190,425.67	



Statewide #	Description	State Spend (\$)	Political Subdivision Spend (\$)	Higher Education Spend (\$)	TOTAL Spend (\$)	Savings (%)	TOTAL Savings (\$)
SW0198	Trailers	497,738.58	1,220,407.40	5,953.50	1,724,099.48	11.18	192,754.32
State Agency					Current Spending (\$)	Savings (\$)	
Conservation Commission, Oklahoma					245,734.00	27,473.06	
Transportation, Department of					158,614.15	17,733.06	
Agriculture, Food and Forestry, Oklahoma Department of					24,147.20	2,699.66	
Historical Society, Oklahoma					20,551.86	2,297.70	
Corrections, Department of					17,328.00	1,937.27	

Statewide #	Description	State Spend (\$)	Political Subdivision Spend (\$)	Higher Education Spend (\$)	TOTAL Spend (\$)	Savings (%)	TOTAL Savings (\$)
SW0092	Hazardous Waste Pick Up Service	566,472.96	2,423.83	23,843.60	592,740.39	31.25	185,231.37
State Agency					Current Spending (\$)	Savings (\$)	
Transportation, Department of					333,193.59	104,123.00	
Environmental Quality, Department of					189,073.00	59,085.31	
State of Oklahoma					11,551.27	3,609.77	
Bureau of Investigation, Oklahoma State					9,138.85	2,855.89	
Municipal Power Authority, Oklahoma					7,739.46	2,418.58	

Statewide #	Description	State Spend (\$)	Political Subdivision Spend (\$)	Higher Education Spend (\$)	TOTAL Spend (\$)	Savings (%)	TOTAL Savings (\$)
SW0023A	MMCAP-Diamond Pharmacy	6,684,016.09	1,326.45	-	6,685,342.54	2.18	145,740.47
State Agency					Current Spending (\$)	Savings (\$)	
Corrections, Department of					6,684,016.09	145,711.55	

Statewide #	Description	State Spend (\$)	Political Subdivision Spend (\$)	Higher Education Spend (\$)	TOTAL Spend (\$)	Savings (%)	TOTAL Savings (\$)
SW0023A	MMCAP - Morris Dickson Co LTD	1,895,098.00	300,871.68	10,568.54	2,206,538.22	2.18	48,102.53
State Agency					Current Spending (\$)	Savings (\$)	
Health, Department of					1,641,104.45	35,776.08	
Juvenile Affairs, Office of					246,086.42	5,364.68	
Mental Health and Substance Abuse Services, Department of					5,217.03	113.73	
Rehabilitation Services, Department of					2,690.10	58.64	



Statewide #	Description	State Spend (\$)	Political Subdivision Spend (\$)	Higher Education Spend (\$)	TOTAL Spend (\$)	Savings (%)	TOTAL Savings (\$)
SW0023V	MMCAP-(vaccines) McKesson/ FFF Enterprises	117,633.27	4,887.60	165,993.34	288,514.21	3.66	10,559.62
State Agency					Current Spending (\$)	Savings (\$)	
Health, Department of					86,845.76	3,178.55	
J.D. McCarty Center					12,274.13	449.23	
Mental Health and Substance Abuse Services, Department of					10,098.00	369.59	
Veterans Affairs, Oklahoma Department of					6,410.00	234.61	
Juvenile Affairs, Office of					2,005.38	73.40	

Statewide #	Description	State Spend (\$)	Political Subdivision Spend (\$)	Higher Education Spend (\$)	TOTAL Spend (\$)	Savings (%)	TOTAL Savings (\$)
SW0210	Travel Initiative	67,906.00	-	1,186.00	69,092.00	10.08	6,964.47
State Agency					Current Spending (\$)	Savings (\$)	
Human Services, Department of					10,297.00	1,037.94	
District Attorneys Council					4,875.00	491.40	
Transportation, Department of					4,540.00	457.63	
Rehabilitation Services, Department of					4,527.00	456.32	
Commerce, Department of					3,347.00	337.38	



STATEWIDE CONTRACT SAVINGS BY DETAIL BY AGENCY

OMES assisted 111 state agencies with a realized amount of cost savings by the use of statewide contracts. By using statewide contracts to procure goods and services, agencies are able to save monies and reallocate toward other resources.

Agency Number	State Agency	Spend (\$)	Savings (\$)
345	Transportation, Department of	38,228,467.40	7,690,470.49
131	Corrections, Department of	23,856,913.74	4,011,252.19
585	Public Safety, Department of	6,527,156.64	1,917,998.01
978	Turnpike Authority, Oklahoma	6,547,945.96	1,870,541.16
452	Mental Health and Substance Abuse Services, Department of	4,166,021.76	775,671.02
90	Management and Enterprise Services, Office of	1,893,252.71	557,578.34
25	Military Department, Oklahoma	2,060,063.11	522,113.92
830	Human Services, Department of	1,247,775.68	471,383.38
800	Career and Technology Education, Department of	1,486,847.76	458,511.80
265	Education, State Department of	1,108,899.21	393,065.66
400	Juvenile Affairs, Office of	1,560,562.68	347,164.27
308	Bureau of Investigation, Oklahoma State of	1,117,711.44	323,054.15
40	Agriculture, Food and Forestry, Oklahoma Department of	994,198.04	297,474.64
980	Grand River Dam Authority	877,055.47	286,706.86
320	Wildlife Conservation, Oklahoma Department of	993,785.61	259,844.12
340	Health, Department of	817,428.13	256,200.03
566	Tourism & Recreation Department, Oklahoma	796,821.91	224,673.58
477	Narcotics and Dangerous Drugs Control, Bureau of	660,109.86	189,066.14
650	Veterans Affairs, Oklahoma Department of	528,539.93	178,867.33
805	Rehabilitation Services, Department of	1,082,844.68	156,350.87
645	Conservation Commission, Oklahoma	554,769.24	90,350.62
292	Environmental Quality, Department of	254,592.91	86,898.14
670	J.D. McCarty Center	484,001.19	81,215.45
342	Medicolegal Investigations, Board of/Office of the Chief Medical Examiner	195,666.33	58,726.84
405	Labor, Department of	213,405.21	58,634.86
346	Space Industry Development Authority, Oklahoma	287,200.73	56,877.62
350	Historical Society, Oklahoma	201,844.34	56,780.54
0	State of Oklahoma	122,467.27	45,444.81
185	Corporation Commission, Oklahoma	91,583.08	39,268.73
605	Regents for Higher Education, Oklahoma State	107,629.27	29,738.99



Agency Number	State Agency	Spend (\$)	Savings (\$)
415	Council on Law Enforcement Education & Training - CLEET	45,521.91	17,618.14
49	Attorney General, Office of the	32,514.87	17,372.02
090-SOK	Service Oklahoma	22,285.09	12,339.52
807	Health Care Authority, Oklahoma	36,574.06	11,764.54
290	Employment Security Commission, Oklahoma	21,210.15	11,579.90
981	Municipal Power Authority, Oklahoma	62,061.37	11,492.62
695	Tax Commission, Oklahoma	22,526.92	11,191.03
410	Land Office, Commissioners of the	26,013.84	10,107.72
47	Indigent Defense System, Oklahoma	19,002.76	9,959.25
835	Water Resources Board, Oklahoma	31,165.76	8,981.95
385	Insurance Department, Oklahoma State	16,280.95	7,848.63
309	Emergency Management, Oklahoma Department of	19,995.48	7,128.08
270	Election Board, Oklahoma State	12,212.89	6,085.76
266	Educational Television Authority, Oklahoma	12,826.50	5,473.30
922	Housing Finance Agency, Oklahoma	10,045.77	5,315.30
170	Construction Industries Board	8,234.15	4,472.21
160	Commerce, Department of	10,752.47	4,124.00
430	Libraries, Department of	10,585.33	3,970.79
300	Auditor and Inspector, State	7,302.53	3,937.03
635	Consumer Credit, Department of	16,052.13	3,707.29
740	Treasurer, Oklahoma State	6,688.57	3,628.23
220	District Attorneys Council	9,448.85	3,024.86
630	Securities Commission, Oklahoma	5,362.01	2,961.86
450	Medical Licensure and Supervision, Board of	5,193.28	2,876.56
865	Workers' Compensation Commission, Oklahoma	5,234.75	2,866.90
625	Secretary of State	4,843.70	2,682.93
190	Cosmetology Board, Oklahoma	4,954.30	2,630.91
510	Nursing, Oklahoma Board of	4,596.30	2,506.25
55	Arts Council, Oklahoma	6,263.48	2,446.16
353	Horse Racing Commission, Oklahoma	4,366.69	2,318.12
755	Used Motor Vehicle and Parts Commission	3,609.77	1,999.45
560	Pharmacy Board, Oklahoma State	3,581.28	1,963.28
30	Alcoholic Beverage Laws Enforcement (ABLE) Commission	3,522.61	1,942.19
310	Fire Marshal, State	3,204.40	1,755.19
629	School of Science & Mathematics, Oklahoma	5,121.63	1,515.49
275	Office of Educational Quality and Accountability	2,708.39	1,459.40
127	Children and Youth, Oklahoma Commission on	2,256.41	1,249.83



Agency Number	State Agency	Spend (\$)	Savings (\$)
92	Tobacco Settlement Endowment Trust	2,210.68	1,145.20
588	Real Estate Commission, Oklahoma	2,075.13	1,073.75
125	Mines, Department of	1,975.59	987.62
790	Veterinary Medical Examiners, Board of	1,736.26	961.71
525	Osteopathic Examiners, State Board of	1,750.98	950.38
677	Supreme Court	1,660.70	911.71
315	Firefighters Pension and Retirement System	1,553.70	826.61
753	Uniform Building Code Commission	1,488.25	824.34
715	Teachers Retirement System	1,524.46	807.70
825	University Hospitals Authority and Trust	1,274.09	705.72
632	Speech-Language Pathology and Audiology Board	1,181.75	650.49
307	Interstate Oil Compact Commission	1,294.03	615.27
557	Police Pension and Retirement System	1,109.09	614.32
60	Aeronautics Commission, Oklahoma	1,224.34	558.91
678	Judicial Complaints, Council on	993.18	550.12
391	Multiple Injury Trust Fund	965.84	534.98
520	Optometry, Board of Examiners in	870.42	482.13
619	Physician Manpower Training Commission	901.52	479.87
305	Governor, Office of the	1,006.98	478.47
39	Boll Weevil Eradication Organization, Oklahoma	855.13	421.52
622	Social Workers, Registration Board for Licensed	621.66	344.34
65	Banking Department, Oklahoma State	923.55	327.60
20	Accountancy Board, Oklahoma	554.94	307.38
435	Lottery Commission, Oklahoma	546.01	302.43
444	LP Gas Research, Marketing and Safety Commission	500.64	265.94
22	Abstractors Board, Oklahoma	375.38	207.92
515	Public Employees Retirement System, Oklahoma	417.60	202.76
445	Liquefied Petroleum Gas Board	242.33	134.23
422	House of Representatives, Oklahoma	402.55	132.12
145	Chiropractic Examiners, State Board of	239.28	128.46
45	Architects, Landscape Architects and Interior Designers, Oklahoma Board of the Licensed	257.79	108.81
628	Center for Advancement of Science & Technology	153.62	81.01
575	Psychologists Examiners, Oklahoma State Board of	138.44	72.60
570	Professional Engineers & Land Surveyors, State Board of Licensure for	194.85	39.96
285	Funeral Board, Oklahoma	63.87	35.38
509	Long Term Care Administrators, Oklahoma State Board of Examiners for	48.18	26.69



Agency Number	State Agency	Spend (\$)	Savings (\$)
298	Merit Protection Commission, Oklahoma	32.83	18.18
416	Law Enforcement Retirement System, Oklahoma	170.00	17.14
421	Senate, Oklahoma State	50.00	5.04
215	Dentistry, Board of	27.00	2.72
306	Pardon and Parole Board	18.00	1.81
105	Capitol Improvement Authority, Oklahoma	9.00	0.91
148	State Board of Behavioral Health	9.00	0.91
296	Ethics Commission	9.00	0.91
	Grand Total	99,623,340.28	22,023,567.30

Savings total of \$22,023,567.30 does not match the \$20,132,446.42 savings on executive summary page due to SW023A Pharmaceuticals contract. Morris & Dickson/McKesson/FFF Enterprises Pharmaceuticals has a 3.66% savings, Diamond Pharmaceuticals has a 2.18% savings, and AmerisourceBergen Drug Corp. has a 23.95% savings. For the above savings percentage on pharmaceuticals, we used the average of 9.93%.

* Vendors when not noting a specific agency but references a state purchase.



➤ ACQUISITION TEAM SAVINGS

OMES assists agencies in procuring non-IT goods and services. The Central Purchasing Acquisitions team utilizes compliance expertise, transparent oversight of processes, and fair administration of procurement rules, policy and statutes. Based on the best practices utilized, agencies are able to choose the best responding bid for their needs. This best practice can include lowest and best, best value, and cost avoidance. Given the amount of responsive bids, the awarding bid chosen may be higher than the average of the responsive bids.

Agency	Average of All Responsive Bids (\$)	Annual Spend (\$)	Savings (\$)
83000 Oklahoma Department of Human Services	25,493,610.99	20,385,803.55	5,107,807.44
45200 Oklahoma Department of Mental Health and Substance Abuse Services	4,485,489.11	3,051,602.18	1,433,886.93
34000 Oklahoma State Department of Health	4,942,535.98	3,607,264.00	1,335,271.98
13100 Oklahoma Department of Corrections	911,896.81	427,491.12	484,405.69
62800 Oklahoma Center for Advancement of Science and Technology	10,000,000.00	9,610,589.62	389,410.38
69500 Oklahoma Tax Commission	1,326,238.09	1,002,901.70	323,336.39
62900 Oklahoma School of Science and Mathematics	587,496.75	436,577.00	150,919.75
32000 Oklahoma Department of Wildlife Conservation	1,249,768.76	1,116,748.00	133,020.76
16000 Oklahoma Department of Commerce	232,500.00	200,000.00	32,500.00
30800 Oklahoma State Bureau of Investigation	168,951.00	144,592.50	24,358.50
09000 Office of Management and Enterprise Services	2,005,576.14	1,984,340.00	21,236.14
47700 Oklahoma Bureau of Narcotics	137,358.78	123,220.10	14,138.68
65000 Oklahoma Department of Veterans Affairs	126,762.00	116,464.00	10,298.00
04000 Oklahoma Department of Agriculture, Food and Forestry	37,871.01	30,984.80	6,886.21
35000 Oklahoma Historical Society	33,000.00	27,000.00	6,000.00
80000 Oklahoma Department of Career and Technology Education	66,171.88	64,000.00	2,171.88
58500 Oklahoma Department of Public Safety	33,110.00	31,060.00	2,050.00
35300 Oklahoma Horse Racing Commission	65,280.00	93,900.00	(28,620.00)
86500 Oklahoma Workers Compensation Commission	55,475.00	91,000.00	(35,525.00)
26500 Oklahoma State Department of Education	421,842.00	518,434.00	(96,592.00)
80700 Oklahoma Health Care Authority	4,285,966.75	4,484,062.50	(198,095.75)
29000 Oklahoma Employment Security Commission	2,529,790.25	2,798,624.00	(268,833.75)
FY 2023 Totals	Average Non-Award Total Amount (\$)	Annual Spend Total (\$)	Savings Total (\$)
	59,196,691.30	50,346,659.07	8,850,032.23



Human Services, Department of

Supplier	Description of Product or Services	Average of All Responsive Bids (\$)	Annual Spend (\$)	Savings (\$)	Best Practice Utilized
Liberty of Oklahoma Corp	Waitlist Management	5,419,557.75	1,830,000.00	3,589,557.75	Best value.
PCG	TANF Consultant	149,466.00	149,004.00	462.00	Cost avoidance.
Therapy Services	CMS HCBS	816,306.68	595,000.00	221,306.68	Best value.
Public Strategies	Event Planning	2,275,441.84	1,408,934.51	866,507.33	Best value.
MGT of America	Consulting Services	51,416.67	49,340.00	2,076.67	Best value.
SourceOne Management Services, Inc.	Lawn/Grounds Maintenance - Year Round (Tulsa & Sapulpa)	99,767.51	45,881.04	53,886.47	Best value.
Conduent State & Local Solutions, Inc	EBT	1,727,982.00	1,227,350.00	500,632.00	Best value.
Guidehouse Inc	Rate Study	477,660.00	498,750.00	(21,090.00)	Cost avoidance.
YWCA Tulsa Inc	Health Promotion Refugee East	130,212.50	130,425.00	(212.50)	Best value.
Boys & Girls Clubs of Oklahoma County	TANF 2 Youth Support	879,043.38	1,640,306.00	(761,262.62)	Best value.
Fields & Futures Foundation	TANF 2 Youth Support	879,043.38	1,521,772.00	(642,728.62)	Best value.
It's My Community Initiative, Inc	TANF 2 Youth Support	879,043.38	1,500,000.00	(620,956.62)	Best value.
Lilyfield, Inc	TANF 2 Youth Support	879,043.38	503,300.00	375,743.38	Best value.
Oklahoma City Family Justice Center, Inc (Palomar)	TANF 2 Youth Support	879,043.38	238,250.00	640,793.38	Best value.
Pivot Inc	TANF 2 Youth Support	879,043.38	621,551.00	257,492.38	Best value.
YMCA Clubhouse	TANF 2 Youth Support	879,043.38	219,241.00	659,802.38	Best value.
Boys & Girls Clubs of Oklahoma County	TANF 2 Youth Support	879,043.38	2,259,223.00	(1,380,179.62)	Best value.
Amplify, Inc	TANF 2 Youth Support	879,043.38	956,551.00	(77,507.62)	Best value.
Growing Together	TANF 2 Youth Support	879,043.38	392,041.00	487,002.38	Best value.
Lilyfield, Inc Tulsa	TANF 2 Youth Support	879,043.38	446,900.00	432,143.38	Best value.
Union Schools Education Foundation	TANF 2 Youth Support	879,043.38	347,842.00	531,201.38	Best value.
Youth Services of Tulsa	TANF 2 Youth Support	879,043.38	780,587.00	98,456.38	Best value.
OSU	Fatherhood Services Carter County	263,113.58	288,129.00	(25,015.42)	Best value.
OSU	Fatherhood Services Creek County	263,113.58	288,129.00	(25,015.42)	Best value.
OSU	Fatherhood Services Garfield County	263,113.58	288,129.00	(25,015.42)	Best value.
OSU	Fatherhood Services Kay County	263,113.58	288,129.00	(25,015.42)	Best value.
OSU	Fatherhood Services Muskogee County	263,113.58	288,129.00	(25,015.42)	Best value.
OSU	Fatherhood Services Oklahoma County	263,113.58	288,129.00	(25,015.42)	Best value.
OSU	Fatherhood Services Payne County	263,113.58	288,129.00	(25,015.42)	Best value.



Supplier	Description of Product or Services	Average of All Responsive Bids (\$)	Annual Spend (\$)	Savings (\$)	Best Practice Utilized
OSU	Fatherhood Services Rogers County	263,113.58	288,129.00	(25,015.42)	Best value.
OSU	Fatherhood Services Tulsa County	263,113.58	288,129.00	(25,015.42)	Best value.
MAC Paper	Envelopes	287,100.30	268,687.00	18,413.30	Best value.
OU	Fatherhood Services	263,113.58	161,707.00	101,406.58	Best value.

Mental Health and Substance Abuse Services, Department of

Supplier	Description of Product or Services	Average of All Responsive Bids (\$)	Annual Spend (\$)	Savings (\$)	Best Practice Utilized
SourceOne Management, Inc	Janitorial services	131,826.20	94,500.00	37,326.20	Cost avoidance.
Cleanscope Cleaning Group	Janitorial services	95,915.83	83,088.00	12,827.83	Cost avoidance.
Community Bridges Inc	Mobile Crisis Response Teams	1,064,436.77	1,950,264.17	(885,827.40)	Best value.
FCSI	Mobile Crisis Response Teams	1,064,436.77	307,916.67	756,520.10	Best value.
NorthCare	Mobile Crisis Response Teams	1,064,436.77	307,916.67	756,520.10	Best value.
Red Rock	Mobile Crisis Response Teams	1,064,436.77	307,916.67	756,520.10	Best value.

Health, Department of

Supplier	Description of Product or Services	Average of All Responsive Bids (\$)	Annual Spend (\$)	Savings (\$)	Best Practice Utilized
STAT Courier Services Inc	Courier Services	2,316,585.67	1,631,088.00	685,497.67	Best value.
RHEA Health LLC	Respirator Fit Tests/ Training	501,841.00	401,382.00	100,459.00	Best value.
Banknote	Printing	223,131.00	315,000.00	(91,869.00)	Best value.
CCFI	OK Family Resource Centers	171,213.33	100,000.00	71,213.33	Best value.
Parent Child Center	OK Family Resource Centers	171,213.33	67,200.00	104,013.33	Best value.
Parent Promise	OK Family Resource Centers	171,213.33	60,000.00	111,213.33	Best value.
Variety Care	Breastfeeding Counselors	45,151.33	54,362.00	(9,210.67)	Best value.
NSO	Breastfeeding Counselors	45,151.33	45,390.00	(238.67)	Best value.
Hope Center	Breastfeeding Counselors	45,151.33	35,702.00	9,449.33	Best value.
Miller EMS	TReC-PHS	500,777.00	526,140.00	(25,363.00)	Best value.
Conduent State & Local Solutions, Inc	EBT	751,107.33	371,000.00	380,107.33	Cost avoidance.



Corrections, Department of

Supplier	Description of Product or Services	Average of All Responsive Bids (\$)	Annual Spend (\$)	Savings (\$)	Best Practice Utilized
Shoop and Sons	Fencing	347,977.25	269,042.00	78,935.25	Best value.
Republic Services Inc	Trash/Kitchen Services	508,014.56	106,029.12	401,985.44	Best value.
Scovil & Sides Hardware Co.	Doors & Locks	55,905.00	52,420.00	3,485.00	Cost avoidance.

Center for Advancement of Science and Technology

Supplier	Description of Product or Services	Average of All Responsive Bids (\$)	Annual Spend (\$)	Savings (\$)	Best Practice Utilized
Tulsa Economic Development Corporation	SSBCI Lending Program	10,000,000.00	9,610,589.62	389,410.38	Best value.

Tax Commission, Oklahoma

Supplier	Description of Product or Services	Average of All Responsive Bids (\$)	Annual Spend (\$)	Savings (\$)	Best Practice Utilized
Love Envelopes	Envelopes	157,230.00	121,620.00	35,610.00	Best value.
Focus Office Furniture	Chairs	1,184.88	1,087.00	97.88	Cost avoidance.
Meyercord	Cigarette Stamps	499,262.00	357,672.00	141,590.00	Cost avoidance.
Surys Inc	Decal	668,561.21	522,522.70	146,038.51	Best value.

School of Science and Mathematics, Oklahoma

Supplier	Description of Product or Services	Average of All Responsive Bids (\$)	Annual Spend (\$)	Savings (\$)	Best Practice Utilized
Source One	Janitorial Services	12,258.75	9,776.00	2,482.75	Best value.
Aladdin Food Management Services, LLC	Food Services	575,238.00	426,801.00	148,437.00	Cost avoidance.

Wildlife Conservation, Department of

Supplier	Description of Product or Services	Average of All Responsive Bids (\$)	Annual Spend (\$)	Savings (\$)	Best Practice Utilized
Allen Brothers Feed & Supply	Fish Food for Hatcheries	116,034.95	112,273.00	3,761.95	Best value.
Brandt	Licensing Management Software sixth year	707,975.56	975,600.00	(267,624.44)	Best value.
Crystal Lake Fisheries	Rainbow Trout	425,758.25	28,875.00	396,883.25	Best value.



Commerce, Department of

Supplier	Description of Product or Services	Average of All Responsive Bids (\$)	Annual Spend (\$)	Savings (\$)	Best Practice Utilized
Conway PR and Marketing	Public Relations	232,500.00	200,000.00	32,500.00	Cost avoidance.

Bureau of Investigation, Oklahoma State

Supplier	Description of Product or Services	Average of All Responsive Bids (\$)	Annual Spend (\$)	Savings (\$)	Best Practice Utilized
Spic & Span Commercial Cleaning LLC	Janitorial	57,648.00	44,688.00	12,960.00	Best value.
TriTech	Arrestee DNA kits	111,303.00	99,904.50	11,398.50	Cost avoidance.

Management and Enterprise Services, Office of

Supplier	Description of Product or Services	Average of All Responsive Bids (\$)	Annual Spend (\$)	Savings (\$)	Best Practice Utilized
Jeffrey D Mills	TPA Consultant	2,688.00	250.00	2,438.00	Cost avoidance.
Ernst & Young US LLP	Compensation Study	1,998,000.00	1,965,000.00	33,000.00	Cost avoidance.
Berkeley Research Group	Provider Reimbursement Consultant	4,888.14	19,090.00	(14,201.86)	Cost avoidance.

Narcotics and Dangerous Drugs Control, Bureau of

Supplier	Description of Product or Services	Average of All Responsive Bids (\$)	Annual Spend (\$)	Savings (\$)	Best Practice Utilized
Clyde Armory	Titatium Suppressors	68,679.39	61,925.05	6,754.34	Best value.
Clyde Armory	Helium Titanium Suppressors	68,679.39	61,295.05	7,384.34	Best value.

Veterans Affairs, Oklahoma Department of

Supplier	Description of Product or Services	Average of All Responsive Bids (\$)	Annual Spend (\$)	Savings (\$)	Best Practice Utilized
SteriCycle	Medical Waste Services	126,762.00	116,464.00	10,298.00	Best value.

Agriculture, Food and Forestry, Oklahoma Department of

Supplier	Description of Product or Services	Average of All Responsive Bids (\$)	Annual Spend (\$)	Savings (\$)	Best Practice Utilized
Techcomp USA	Gas Chromotographer	37,871.01	30,984.80	6,886.21	Best value.



Historical Society, Oklahoma

Supplier	Description of Product or Services	Average of All Responsive Bids (\$)	Annual Spend (\$)	Savings (\$)	Best Practice Utilized
David Miller Lawn Care	Lawn Care	33,000.00	27,000.00	6,000.00	Cost avoidance.

Career and Technology Education, Department of

Supplier	Description of Product or Services	Average of All Responsive Bids (\$)	Annual Spend (\$)	Savings (\$)	Best Practice Utilized
Advantage Graphics, Inc.	EOL Folding Machine	66,171.88	64,000.00	2,171.88	Best value.

Public Safety, Department of

Supplier	Description of Product or Services	Average of All Responsive Bids (\$)	Annual Spend (\$)	Savings (\$)	Best Practice Utilized
FlightSafety Intl	Pilot Training	33,110.00	31,060.00	2,050.00	Cost avoidance.

Horse Racing Commission, Oklahoma

Supplier	Description of Product or Services	Average of All Responsive Bids (\$)	Annual Spend (\$)	Savings (\$)	Best Practice Utilized
The Industrial Laboratories Inc	Equine Drug Testing	65,280.00	93,900.00	(28,620.00)	Cost avoidance.

Workers' Compensation Commission, Oklahoma

Supplier	Description of Product or Services	Average of All Responsive Bids (\$)	Annual Spend (\$)	Savings (\$)	Best Practice Utilized
Fair Health, Inc	Fee Schedule Study	55,475.00	91,000.00	(35,525.00)	Best value.

Education, State Department of

Supplier	Description of Product or Services	Average of All Responsive Bids (\$)	Annual Spend (\$)	Savings (\$)	Best Practice Utilized
SES System	Public Consulting Group Inc.	133,125.00	266,000.00	(132,875.00)	Cost avoidance.
Child Trends	Asset Mapping	288,717.00	252,434.00	36,283.00	Best value.



Health Care Authority, Oklahoma

Supplier	Description of Product or Services	Average of All Responsive Bids (\$)	Annual Spend (\$)	Savings (\$)	Best Practice Utilized
Health Management Systems	Third Party Liability	4,285,966.75	4,484,062.50	(198,095.75)	Best value.

Employment Security Commission, Oklahoma

Supplier	Description of Product or Services	Average of All Responsive Bids (\$)	Annual Spend (\$)	Savings (\$)	Best Practice Utilized
Incapsulate LLC	Workforce Development System	2,529,790.25	2,798,624.00	(268,833.75)	Cost avoidance.

FY 2023 Acquisition Teams Savings Totals	Total Non-Award Amount (\$)	Annual Spend (\$)	Savings (\$)
	59,196,691.30	50,346,659.07	8,850,032.23



INFORMATION TECHNOLOGY CONTRACTS

EXECUTIVE SUMMARY

The State of Oklahoma realized cost avoidance in excess of \$91.7 million for fiscal year 2023 through managed contracts of products and services within information technology. One hundred and seventy-six suppliers are currently being tracked for cost avoidance.

	Spending (\$)	Cost Avoidance (\$)	Average Discount (%)
Fiscal Year 2023 Totals:	360,420,343.28	91,736,038.79	16.00
Cost Avoidance to Spend Ratio:			25.00

FY 2023 New Statewide Contracts

SW Contract #	Description/Name	Supplier Name	Resellers
SW1006	Networking Products and Services	Cisco Systems Inc	Alliance Network Solutions LLC
			Clear Winds Technologies Incorporated
			Heartland Business Systems LLC
			ISG Technology
			Netsync Network Solutions Inc
			Pivot Technology Services Corp
			SHI International Corp
			United Data Technologies Inc
			United Systems Inc
		World Wide Technology LLC	
		Extreme Networks Incorporated	CDW LLC
			ConvergeOne Inc
			High Point Networks LLC
			IK Network Solutions
			Peak Methods Inc / Peak Uptime
			Telecomp Holdings Inc
		Hewlett-Packard Enterprise Company	United Systems Inc
			Aero IT Solutions LLC



SW Contract #	Description/Name	Supplier Name	Resellers
SW1008	Mailroom Equipment, Supplies, and Maintenance	Pitney Bowes Bank Inc	
		Pitney Bowes Inc	
		Quadient Finance USA Inc	
		Quadient Leasing USA Inc	
SW1011	Oracle Database Software and Services and Hardware	Oracle America Inc	Pegasus Me Buyer Inc / Mythics LLC
SW1012	Wireless Services and Equipment	Verizon Communications Inc	
SW1014	Telecommunication Services and Equipment (2)	GoTo Communications Inc	
		Verizon Communications Inc	
SW1020HPE	Computer Equipment, Peripherals, & Related Services	Hewlett Packard Enterprise Company	Eagle Software Inc
SW1022C	Cloud Services	Carahsoft Technology Corporation	Eagle Software Inc
			Presidio Holdings Inc
SW1025	IT Staff Augmentation	22nd Century Technologies Inc	
		Abacus Service Corporation	
		Abbott Advisor Group	
		Accenture LLP	
		Allegis Group Holdings Inc / Tek Systems	
		Apex Systems LLC	
		APFS Staffing Inc / Addison Group	
		Arrowhead Consulting Solutions LLC	
		Beacon Hill Staffing Group LLC	
		BetterXperience / Bien LLC	
		BFK Enterprise Co / Bedri Systems	
		Brandt Information Services Inc	
		California Creative Solutions Inc	
		Cogent Infotech Corporation	
		Computer Power Solutions of Illinois Ltd	
		Coolsoft LLC	
		Creative Information Technology Inc	
		DatamanUSA LLC	
		Deloitte Consulting LLP	
		E2int Technologies and Services Inc	
Elegant Enterprise Wide Solutions			
Enstoa Inc			
Flannel Jones Consulting LLC			
Form 10 Group Inc			



SW Contract #	Description/Name	Supplier Name	Resellers
SW1025	IT Staff Augmentation	FPOV LLC	
		GDH Consulting Inc	
		Geograph Technologies LLC	
		Go Security Pro LLC	
		HealthTech Solutions LLC	
		Hupp Information Technologies Inc	
		Incapsulate LLC	
		Inceed LLC	
		InductiveHealth Informatics Inc	
		Infojini Inc	
		Innofin Solutions LLC	
		Jill Geiger Consulting LLC	
		Jump Technology Services LLC	
		Kastech Software Solutions Group	
		LocalPeople LLC	
		LSG Solutions LLC	
		Mainstream Technologies Inc	
		Maxim Consulting Inc	
		Maximus US Services Inc	
		Maxwell Cooper LLC	
		Mercurius Inc	
		Mindfore Inc	
		MiPro Consulting LLC	
		Msys Inc	
		My Consulting Group Incorporated	
		Nitco Inc	
		NTT Data Americans Inc	
		Objectstream Inc	
		Optomi LLC / Provalus	
		OST Inc	
		Pegasus Me Buyer Inc / Mythics LLC	
		Peraton Inc / Perspecta	
		Phase 2 Development LLC	
Precision Task Group Inc			
Presidio Holdings Inc			
Protiviti Government Services Inc			
Ramssoft Systems Inc			



SW Contract #	Description/Name	Supplier Name	Resellers
SW1025	IT Staff Augmentation	Rattan Consulting Inc	
		Resourcesoft Inc	
		Rithm LLC	
		Rose International Inc	
		S Design Inc	
		SearchArc LLC	
		Securus Consulting & Search Inc	
		Telaforce LLC	
		The Boston Consulting Group Inc	
		The Persimmon Group LLC	
		The Remy Corporation	
		ThoughtWorks Inc	
		Titan Professional Resources LLC	
		United Data Technologies Inc	
		vTech Solution Inc	
World Wide Technology LLC			
Wortech Corp			
SW1041	Software Value Added Reseller	World Wide Technology LLC	
SW1042	Risk Assessment Services	CBIZ Risk & Advisory Services LLC	
		Elegant Enterprise Wide Solutions Inc	
		SoftSages LLC	
SW1043	Livescan Fingerprint and mug shot capture Devices	Morpho USA Inc / Idemia Identity & Security USA LLC	
SW1046	Online Legal Services	West Publishing Corporation / Thomson-Reuters	
SW1050	DBITS	Accenture LLP	
		Advance Digital Systems Inc / Mi-Corporation	
		Apex Systems LLC	
		Applied Geographics Inc	
		Arrowhead Consulting Solutions LLC	
		Berry Dunn McNeil & Parker LLC	
		Clevyr Inc	
		Coastal Cloud Holdings LLC	
		Computer Power Solutions of Illinois LTD	
		Deloitte Consulting LLP	
		Ensono Inc	
Enstoa Inc			



SW Contract #	Description/Name	Supplier Name	Resellers
SW1050	DBITS	Ernst & Young US LLP	
		FPOV LLC	
		Gitwit Creative LLC	
		Gray Matter Analytics Inc	
		Guidehouse Inc	
		HealthTech Solutions LLC	
		Maximus Human Services Inc	
		Mercurius Inc	
		Mission Critical Partners LLC	
		MTX Group Inc	
		Navalia Inc	
		Phase 2 Development LLC	
		Presidio Holdings Inc	
		Rithm LLC	
		Roundarch Isobar Inc	
		Rural Sourcing Inc	
		Standards IT LLC	
		TEKSystems Global Services LLC	
		The Boston Consulting Group Inc	
		The Zero Card Inc	
ThoughtWorks Inc			
Tokenex Inc			
United Data Technologies Inc			
Via Science Inc			
World Wide Technology LLC			
SW1053	Public Safety Communication Equipment	BK Technologies Inc	
		L3Harris Technologies Inc	
		Motorola Solutions Inc	
		Power Products Unlimited LLC	
SW1056	Software as a Service, Products and Related Services	Qualtrics LLC	
SW1067	Legal Case Management	Hoover Blanket Inc / Main Street Computing	
		Ironclad and Sterling Group LLC	



SW Contract #	Description/Name	Supplier Name	Resellers
SW1111	Point of Sale Systems	NICUSA Inc / Oklahoma Interactive LLC / Tyler Technologies	
SW1117	LAN Managed Services	GO CS Inc	
SW1177	NextGen 911 Services	Geo-Comm Inc	
		Geographic Technologies Group Inc	
		Intrado Life & Safety Inc	
		Michael Baker International Inc	
		Spatial Data Research Inc	
		Survey and Mapping LLC	
SW1180	Thentia	Thentia USA Inc	

Notes Regarding Cost Avoidance Calculations

Cost avoidance and percentages for information technology products and services were based on the state discount price structure off MSRP. An average discount was used if varying discounts were given on items in the contract.

Multiple discount percentages across a specific contract resulted in an average of the discounts being used for cost avoidance calculations.

➤ INFORMATION TECHNOLOGY STATEWIDE CONTRACT COST AVOIDANCE

	SW#	Supplier/Description	MSRP (\$)	Oklahoma Price \$	Savings (\$)	Average Discount (%)	Cost Avoidance (\$)
*	SW1004	Anixter Inc	1,316,125.41	739,427.56	576,697.85	44	324,001.25
-	SW1004	Graybar Electric Company Inc	\$-	\$-	\$-	0	\$-
*	SW1004	Synergy Datacom Supply Inc	638,716.69	297,086.54	341,630.15	53	158,902.56
	SW1004 TOTALS	Network Cable and Accessories	1,954,842.10	1,036,514.10			
*	SW1006A	Avaya Inc	10,128,148.92	2,639,441.47	7,488,707.45	74	1,951,591.07
*	SW1006C	Cisco Systems Inc	6,749,775.33	2,828,837.58	3,920,937.75	58	1,643,268.93
*	SW1006E	Extreme Networks Incorporated	2,308,009.52	1,009,404.23	1,298,605.29	56	567,942.92
*	SW1006H	Hewlett-Packard Enterprise Company	839,356.34	442,121.79	397,234.55	47	209,238.96
*	SW1006J	Juniper Networks	2,198,136.62	1,152,180.85	1,045,955.77	48	548,250.82
*	SW1006P	Palo Alto Networks Inc	113,145.77	95,018.92	18,126.85	16	15,222.78
	SW1006 TOTALS	Networking Products and Services	22,336,572.50	8,167,004.84			
*	SW1008P	Pitney Bowes Inc	1,820,189.14	1,305,600.30	514,588.84	28	369,108.53
***	SW1008Q	Quadient Leasing USA Inc	1,733,172.20	1,335,400.10	397,772.10	23	306,481.32
	SW1008 TOTALS	Mailroom Equipment, Supplies, and Maintenance	3,553,361.34	2,641,000.40			
***	SW1010	Carahsoft Technology Corp	953.23	917.10	36.13	4	34.76
***	SW1010	SHI International Corp	2,030,676.22	1,953,700.42	76,975.80	4	74,057.91
	SW1010 TOTALS	Adobe Software & Services	2,031,629.45	1,954,617.52			
***	SW1011	Oracle America Inc	11,953,892.73	10,449,206.94	1,504,685.80	13	1,315,284.79
	SW1011 TOTALS	Oracle Database Software and Services and Hardware *OMES Only	11,953,892.73	10,449,206.94			
***	SW1012A	AT&T Corporation	25,852,338.27	24,228,995.57	1,623,342.70	6	1,521,408.34
*	SW1012D	Discount Cell Inc	24,867.07	22,184.36	2,682.71	11	2,393.29
**	SW1012S	Sprint Solutions	118,144.55	94,515.64	23,628.91	20	18,903.13



	SW#	Supplier/Description	MSRP (\$)	Oklahoma Price \$	Savings (\$)	Average Discount (%)	Cost Avoidance (\$)
*	SW1012T	T-Mobile USA Inc	4,176,738.60	3,341,390.88	835,347.72	20	668,278.18
**	SW1012V	Verizon Communications Inc	24,295,857.98	19,914,637.69	4,381,220.29	18	3,591,164.17
	SW1012 TOTALS	Wireless Services and Equipment	54,467,946.47	47,601,724.14			
*	SW1013B	Business Imaging Systems Inc	2,603,959.64	2,372,768.64	231,191.00	9	210,664.85
*	SW1013D	DataBank IMX LLC	1,161,459.80	997,882.60	163,577.20	14	140,539.38
***	SW1013I	Imagenet Consulting LLC	4,587,651.85	1,298,495.34	3,289,156.51	72	930,967.42
*	SW1013R	R K Black Inc	28,081.15	22,660.85	5,420.30	19	4,374.06
**	SW1013S	Standley Systems LLC	5,887,822.60	4,710,258.08	1,177,564.52	20	942,051.62
*	SW1013T	Toshiba America Business Solutions Inc	350,766.73	65,015.00	285,751.73	81	52,964.40
	SW1013 TOTALS	Document Lifecycle Management	14,619,741.77	9,467,080.51			
***	SW1014	AT&T Corp	17,680,530.76	16,679,746.00	1,000,784.76	6	944,136.57
***	SW1014	Cox Communications Inc	1,532,754.87	1,332,830.32	199,924.55	13	173,847.43
-	SW1014	Granite Telecommunications LLC	219,021.36	219,021.36	\$-	0	\$-
-	SW1014	Hughes Network Systems LLC	\$-	\$-	\$-	0	\$-
*	SW1014	GoTo Communications Inc / Jive	210,140.71	157,896.50	52,244.21	25	39,255.50
*	SW1014	Presidio Holdings Inc	18,854,975.73	9,670,101.99	9,184,873.74	49	4,710,622.12
*	SW1014	USCOC of Greater Oklahoma LLC	66,437.75	58,371.98	8,065.77	12	7,086.56
-	SW1014	Verizon Communications Inc	\$-	\$-	\$-	0	\$-
	SW1014 TOTALS	Telecommunication Services and Equipment (2)	38,563,861.18	28,117,968.15			
*	SW1015C	Cima Solutions Group LLC	9,172,707.72	7,759,422.00	1,413,285.72	15	1,195,533.60
*	SW1015I	International Business Machines Corporation	649,899.61	454,340.74	195,558.87	30	136,713.98
-	SW1015S	Sirius Computer Solutions Inc	\$-	\$-	\$-	0	\$-
	SW1015 TOTALS	Products, Maintenance, and Services	9,822,607.33	8,213,762.74			



	SW#	Supplier/Description	MSRP (\$)	Oklahoma Price \$	Savings (\$)	Average Discount (%)	Cost Avoidance (\$)
*	SW1016	Environmental Systems Research Institute	1,135,847.50	1,108,710.91	27,136.59	2	26,488.27
	SW1016 TOTALS	ESRI Products, Maintenance, and Services - Environmental Systems Research Institute	1,135,847.50	1,108,710.91			
*	SW1018	Interoperability Bidco Inc	18,200.00	18,200.00	\$-	0	\$-
-	SW1018	Orion Health Inc	\$-	\$-	\$-	0	\$-
	SW1018 TOTALS	Interoperable Public Health Information Systems	18,200.00	18,200.00			
*	SW1019	NTT Data Inc	16,438,429.87	16,438,429.87	\$-	0	\$-
	SW1019 TOTALS	Desktop as a Service	16,438,429.87	16,438,429.87			
**	SW1020A	Apple Inc	21,469,544.72	21,469,544.72	\$-	0	\$-
-	SW1020B	ByteSpeed LLC	\$-	\$-	\$-	0	\$-
*	SW1020D	Dell Marketing LP	112,402,934.22	49,898,800.31	62,504,133.91	56	27,747,329.89
*	SW1020E	EMC Corporation	801,343.02	578,335.79	223,007.23	28	160,946.14
*	SW1020HPE	Hewlett Packard Enterprise Company	2,016,283.41	882,672.43	1,133,610.98	56	496,263.15
*	SW1020HPI	HP Inc	3,155,271.71	2,748,495.78	406,775.93	13	354,334.60
-	SW1020HW	Howard Technology Solutions	250,389.00	250,389.00	\$-	0	\$-
*	SW1020L	Lenovo United States Inc	4,053,986.05	2,186,300.78	1,867,685.27	46	1,007,236.26
-	SW1020LG	Lenovo Global Technology United States Inc	\$-	\$-	\$-	0	\$-
*	SW1020MS	Microsoft Corporation	334,154.95	297,058.18	37,096.77	11	32,978.41
*	SW1020P	License Online Inc	1,705,773.28	1,267,912.84	437,860.44	26	325,464.63
*	SW1020PS	Pure Storage	1,975,437.00	877,618.75	1,097,818.25	56	487,722.91
***	SW1020TR	Transource Computers	223,321.93	205,826.66	17,495.27	8	16,124.67
	SW1020 TOTALS	Computer Equipment, Peripherals, & Related Services	148,388,439.29	80,662,955.24			
-	SW1021	Techsico Enterprise Solutions Inc	\$-	\$-	\$-	0	\$-
*	SW1021A	Aspen Custom Electronics Inc	319,998.04	216,430.21	103,567.83	32	70,047.95
*	SW1021AM	All Media Integration LLC	141,101.83	72,770.66	68,331.17	48	35,240.54



	SW#	Supplier/Description	MSRP (\$)	Oklahoma Price \$	Savings (\$)	Average Discount (%)	Cost Avoidance (\$)
*	SW1021AV	AVL Systems Design LLC	397,706.55	339,794.49	57,912.06	15	49,479.19
*	SW1021C	Cory's Audio Visual Services LLC	1,075,567.50	731,752.69	343,814.81	32	233,911.32
*	SW1021CD	CDW LLC	933,968.03	678,643.82	255,324.21	27	185,524.76
*	SW1021F	Ford Audio-Video Systems LLC	1,724,270.11	920,610.86	803,659.25	47	429,084.42
*	SW1021S	A&V Holdings Midco LLC	254,920.82	142,899.78	112,021.04	44	62,795.11
-	SW1021T	Troxell Communications Inc	\$-	\$-	\$-	0	\$-
	SW1021 TOTALS	AV Equipment, Installation, and Maintenance	4,847,532.88	3,102,902.51			
*	SW1022C	Carahsoft Technology Corporation	52,736,033.27	15,659,949.48	37,076,083.79	70	11,009,732.11
-	SW1022CR	CherryRoad Technologies Inc	\$-	\$-	\$-	0	\$-
***	SW1022W	Workday Inc	2,908,312.81	2,562,728.54	345,584.27	12	304,519.74
-	SW1022WG	Wellsky Corporation	537,313.89	537,313.89	\$-	0	\$-
	SW1022 TOTALS	Cloud Services	56,181,659.97	18,759,991.91			
*	SW1023A	Apex Learning Inc	12,630.00	12,630.00	\$-	0	\$-
-	SW1023ED	Edmentum Inc	\$-	\$-	\$-	0	\$-
*	SW1023F	Florida Virtual School	732,043.60	577,233.60	154,810.00	21	122,071.33
*	SW1023I	Imagine Learning LLC	220,025.00	186,175.00	33,850.00	15	28,642.31
	SW1023 TOTALS	Online Course Curriculum for K-12 Education	964,698.60	776,038.60			
-	SW1026F	Funds for Learning LLC	\$-	\$-	\$-	0	\$-
*	SW1026G	Gartner Inc	247,728.00	247,728.00	\$-	0	\$-
***	SW1026P	The Persimmon Group LLC	170,898.63	148,607.50	22,291.13	13	19,383.59
*	SW1026S	Signal Tree Solutions LLC	72,135.00	72,135.00	\$-	0	\$-
	SW1026 TOTALS	IT Advisory Services (2)	490,761.63	468,470.50			
*	SW1027	Johnston Technical Services Inc	62,579.77	55,070.19	7,509.58	12	6,608.43
	SW1027 TOTALS	Communication Towers, Equipment, & Services	62,579.77	55,070.19			



	SW#	Supplier/Description	MSRP (\$)	Oklahoma Price \$	Savings (\$)	Average Discount (%)	Cost Avoidance (\$)
*	SW1028A	Trapeze Software Group Inc	394,548.00	394,548.00	\$-	0	\$-
**	SW1028G	GPS Insight LLC	11,667.00	11,667.00	\$-	0	\$-
	SW1028 TOTALS	Fleet Tracking	406,215.00	406,215.00			
**	SW1030	RF-IP Inc	3,277,821.67	2,686,739.07	591,082.60	18	484,493.93
*	SW1030	Sequoyah Communications Inc	765,591.00	694,191.00	71,400.00	9	64,741.14
-	SW1030	Techsico Enterprise Solutions Inc	\$-	\$-	\$-	0	\$-
*	SW1030	Telco Supply Company	6,202,203.47	5,792,784.41	409,419.06	7	382,392.54
	SW1030 TOTALS	Cable Installation and Relocation Services, Tower	10,245,616.14	9,173,714.48			
*	SW1031	USIC Holdings Inc	138,685.65	138,685.65	\$-	0	\$-
	SW1031 TOTALS	Cable/Fiber Locate Services	138,685.65	138,685.65			
*	SW1034C	Canon USA Inc	406,157.19	161,194.71	244,962.48	60	97,220.13
*	SW1034HP	HP Inc	276.14	168.45	107.69	39	65.69
***	SW1034K	Konica Minolta Business Solutions USA Inc	389,436.22	320,523.64	68,912.58	18	56,718.17
*	SW1034S	Sharp Electronics Corporation	1,216,780.00	473,543.60	743,236.40	61	289,251.01
***	SW1034X	Xerox Corporation	2,433,202.61	2,162,846.76	270,355.85	11	240,316.31
*	SW1034X	Xerox	40,326,609.00	1,099,057.63	39,227,551.37	97	1,069,104.02
	SW1034 TOTALS	Managed Print Services	44,772,461.16	4,217,334.79			
*	SW1035	Remi Holdings LLC	192,882.62	140,804.32	52,078.30	27	38,017.16
	SW1035 TOTALS	Equipment Maintenance Services	192,882.62	140,804.32			
*	SW1037	RealMed Corporation	46,440.00	46,440.00	\$-	0	\$-
	SW1037 TOTALS	Medical Billing Services (Clearinghouse)	46,440.00	46,440.00			
-	SW1038	Info Tech Inc	\$-	\$-	\$-	0	\$-
	SW1038 TOTALS	Bid Express Platform	\$-	\$-			
*	SW1041	CDW LLC	24,440,538.17	2,703,144.68	21,737,393.49	89	2,404,174.54
***	SW1041	Insight Public Sector Inc	4,840,832.96	4,731,997.03	108,835.93	2	106,388.99
*	SW1041	SHI International Corp	21,144,366.63	15,214,312.57	5,930,054.06	28	4,266,937.74



	SW#	Supplier/Description	MSRP (\$)	Oklahoma Price \$	Savings (\$)	Average Discount (%)	Cost Avoidance (\$)
-	SW1041W	World Wide Technology LLC	\$-	\$-	\$-	0	\$-
	SW1041 TOTALS	Software Value Added Reseller	50,425,737.77	22,649,454.28			
*	SW1042	AT&T Corp Communications	1,668,984.00	1,668,984.00	\$-	0	\$-
*	SW1042	Coalfire Systems Inc	26,860.40	26,860.40	\$-	0	\$-
*	SW1042	True Digital Security 1%	234,179.00	196,710.00	37,469.00	16	31,473.90
*	SW1042	True Digital Security 6%	546,580.00	491,922.00	54,658.00	10	49,192.20
*	SW1042C	CBIZ Risk & Advisory Services LLC	35,852.00	35,852.00	\$-	0	\$-
-	SW1042E	Elegant Enterprise Wide Solutions Inc	\$-	\$-	\$-	0	\$-
-	SW1042S	SoftSages LLC	\$-	\$-	\$-	0	\$-
	SW1042 TOTALS	Risk Assessment Services	2,512,455.40	2,420,328.40			
-	SW1043	iTouch Biometrics LLC	213,500.00	213,500.00	\$-	0	\$-
	SW1043 TOTALS	Livescan Fingerprint and mug shot capture Devices	213,500.00	213,500.00			
*	SW1044CA	Capsicum Group LLC	86,866.00	86,866.00	\$-	0	\$-
-	SW1044CK	CKC Consulting LLC	\$-	\$-	\$-	0	\$-
-	SW1044D	Deloitte Transactions and Business Analysis	327,625.15	327,625.15	\$-	0	\$-
-	SW1044M	Modus eDiscovery Inc	\$-	\$-	\$-	0	\$-
	SW1044 TOTALS	eDiscovery	414,491.15	414,491.15			
-	SW1046A	West Publishing Corporation	848,343.74	848,343.74	\$-	0	\$-
*	SW1046B	Relx Inc	2,160.00	567.00	1,593.00	74	418.16
*	SW1046B	LexisNexis Risk Solutions	13,606.45	13,606.45	\$-	0	\$-
	SW1046 TOTALS	Online Legal Services	864,110.19	862,517.19			
-	SW1047E	Elevate USA Inc	\$-	\$-	\$-	0	\$-
*	SW1047GK	GK Holdings Inc	55,000.00	35,000.00	20,000.00	36	12,727.27
-	SW1047LT	Learning Tree International USA Inc	\$-	\$-	\$-	0	\$-
-	SW1047P	The Persimmon Group LLC	\$-	\$-	\$-	0	\$-



	SW#	Supplier/Description	MSRP (\$)	Oklahoma Price \$	Savings (\$)	Average Discount (%)	Cost Avoidance (\$)
-	SW1047UT	United Training Commercial LLC	\$-	\$-	\$-	0	\$-
	SW1047 TOTALS	Professional Development Software	55,000.00	35,000.00			
***	SW1048AI	Automation Integrated LLC	3,394,590.71	3,036,294.20	358,296.50	11	320,478.58
*	SW1048C	DG Investment Intermediate Holdings 2 Inc	3,451,284.64	2,412,426.19	1,038,858.45	30	726,155.50
*	SW1048D	Digi Security Systems LLC	15,666,911.01	11,268,896.45	4,398,014.56	28	3,163,404.11
*	SW1048F	Firetrol Protection Systems Inc	6,147,620.42	5,475,453.70	672,166.72	11	598,673.55
*	SW1048G	Graybar Electric Company Inc	273,185.66	131,075.45	142,110.21	52	68,184.98
***	SW1048O	Orion Security Solutions LLC	930,069.71	748,847.55	181,222.16	19	145,911.40
*	SW1048SG	Tyco Simplex Grinnell	12,764,790.38	8,074,524.01	4,690,266.37	37	2,966,885.26
	SW1048 TOTALS	Surveillance Equipment & Services	42,628,452.53	31,147,517.55			
-	SW1049E	Quorum Call LLC	\$-	\$-	\$-	0	\$-
	SW1049 TOTALS	Legislative Bill Tracking Software	\$-	\$-			
*	SW1053	Aviat Networks Inc	130,755.91	130,755.91	\$-	0	\$-
*	SW1053	Nokia of America Corporation	763,723.17	267,303.11	496,420.06	65	173,747.02
***	SW1053B	BK Technologies Inc	91,899.22	70,691.71	21,207.51	23	16,313.47
-	SW1053H	L3Harris Technologies Inc	\$-	\$-	\$-	0	\$-
*	SW1053JK	JVC Kenwood USA Corporation	1,115,562.60	780,893.82	334,668.78	30	234,268.15
***	SW1053M	Motorola Solutions Inc	446,965.25	417,724.53	29,240.72	7	27,327.77
*	SW1053P	Power Products Unlimited LLC	81,438.00	33,867.60	47,570.40	58	19,783.09
	SW1053 TOTALS	Public Safety Communication Equipment	2,630,344.15	1,701,236.68			
*	SW1056A	Carahsoft Technology Corporation	8,071,867.69	3,068,329.11	5,003,538.58	62	1,901,976.55
-	SW1056B	Carahsoft Technology Corporation	\$-	\$-	\$-	0	\$-
-	SW1056C	Synnex Corporation	\$-	\$-	\$-	0	\$-



	SW#	Supplier/Description	MSRP (\$)	Oklahoma Price \$	Savings (\$)	Average Discount (%)	Cost Avoidance (\$)
***	SW1056Q	Qualtrics LLC	511,675.40	306,006.00	205,669.40	40	122,999.99
	SW1056 TOTALS	Software as a Service, Products and Related Services	8,583,543.10	3,374,335.11			
-	SW1057C	Coban Technologies Inc	\$-	\$-	\$-	0	\$-
*	SW1057T	Axon Enterprise Inc	438,816.19	434,445.54	4,370.65	1	4,327.12
*	SW1057W	WatchGuard Inc	700,897.74	700,897.74	\$-	0	\$-
	SW1057 TOTALS	Public Safety Video Systems	1,139,713.93	1,135,343.28			
-	SW1058	DISYS Solutions Inc	\$-	\$-	\$-	0	\$-
-	SW1058	Education Networks of America	\$-	\$-	\$-	0	\$-
-	SW1058	Objectstream Inc	\$-	\$-	\$-	0	\$-
-	SW1058	Peak Methods Inc	\$-	\$-	\$-	0	\$-
	SW1058 TOTALS	Managed Internal Broadband Services	\$-	\$-			
*	SW1059A	ACISS Systems Inc	560,291.07	560,291.07	\$-	0	\$-
	SW1059 TOTALS	Law Enforcement Information System Software (LEIS):	560,291.07	560,291.07			
-	SW1060E	Elevate UAS LLC	\$-	\$-	\$-	0	\$-
-	SW1060R	RespondAir UAS LLC	\$-	\$-	\$-	0	\$-
	SW1060 TOTALS	Unmanned Vehicles	\$-	\$-			
*	SW1063NA	Nanopac Inc	209,852.90	203,420.27	6,432.63	3	6,235.45
*	SW1063NE	NewView Oklahoma Inc	18,426.00	18,426.00	\$-	0	\$-
-	SW1063P	Pope Tech LLC	\$-	\$-	\$-	0	\$-
	SW1063 TOTALS	Accessibility Software & Related Services	228,278.90	221,846.27			
-	SW1066	Instructure Inc	\$-	\$-	\$-	0	\$-
*	SW1066A	Infinite Campus Inc	5,850.00	5,850.00	\$-	0	\$-
	SW1066 TOTALS	Learning Management System/Student Info System	5,850.00	5,850.00			
-	SW1067	Hoover Blanket Inc	\$-	\$-	\$-	0	\$-
-	SW1067	Ironclad and Sterling Group LLC	\$-	\$-	\$-	0	\$-
	SW1067 TOTALS	Legal Case Management	\$-	\$-			



	SW#	Supplier/Description	MSRP (\$)	Oklahoma Price \$	Savings (\$)	Average Discount (%)	Cost Avoidance (\$)
*	SW1070	Business Imaging Systems Inc	204,776.88	196,531.88	8,245.00	4	7,913.03
	SW1070 TOTALS	Enterprise Agreement	204,776.88	196,531.88			
*	SW1072C	Carolina Biological Supply Company	779,007.11	701,106.40	77,900.71	10	70,110.64
*	SW1072K	Kaplan Early Learning Company	17,842.77	13,915.85	3,926.92	22	3,062.67
*	SW1072L	Lakeshore Learning Materials	52,855.09	50,212.33	2,642.76	5	2,510.62
-	SW1072TC	Troxell Communications Inc	\$-	\$-	\$-	0	\$-
	SW1072 TOTALS	STEM Educational Tools	849,704.97	765,234.58			
***	SW1079	Softchoice Corporation	44,596,813.59	38,116,934.69	6,479,878.90	15	5,538,358.03
	SW1079 TOTALS	Microsoft Reseller	44,596,813.59	38,116,934.69			
*	SW1100	Morpho USA Inc	1,196,321.00	1,196,321.00	\$-	0	\$-
	SW1100 TOTALS	Fingerprinting Services	1,196,321.00	1,196,321.00			
*	SW1110	Geosafe Inc	200,493.75	164,145.00	36,348.75	18	29,758.86
	SW1110 TOTALS	Mobile Dispatch Information Systems.	200,493.75	164,145.00			
-	SW1111	NICUSA Inc	\$-	\$-	\$-	0	\$-
	SW1111 TOTALS	Point of Sale Systems	\$-	\$-			
*	SW1112	Netsmart Technologies Inc	27,100.00	27,100.00	\$-	0	\$-
	SW1112 TOTALS	Electronic Health Records	27,100.00	27,100.00			
*	SW1114	TCP Holdings LLC	295,202.15	295,202.15	\$-	0	\$-
	SW1114 TOTALS	Workforce Management Solutions (Software)	295,202.15	295,202.15			
-	SW1115	Alcatel-Lucent Enterprise USA Inc	\$-	\$-	\$-	0	\$-
	SW1115 TOTALS	DIR-Telecom HW & Services	\$-	\$-			
-	SW1117	GO CS Inc	\$-	\$-	\$-	0	\$-
	SW1117 TOTALS	LAN Managed Services	\$-	\$-			
-	SW1175	My Consulting Group Incorporated	130,408.75	130,408.75	\$-	0	\$-
	SW1175 TOTALS	My Consulting Group Enterprise Agreement	130,408.75	130,408.75			



	SW#	Supplier/Description	MSRP (\$)	Oklahoma Price \$	Savings (\$)	Average Discount (%)	Cost Avoidance (\$)
*	SW1176	Morpho USA Inc	157,500.00	157,500.00	\$-	0	\$-
	SW1176 TOTALS	Mobile Drivers Licenses	157,500.00	157,500.00			
*	SW1177	Geo-Comm Inc	2,038.95	1,800.00	238.95	12	210.95
-	SW1177	Geographic Technologies Group Inc	\$-	\$-	\$-	0	\$-
-	SW1177	Intrado Life & Safety Inc	\$-	\$-	\$-	0	\$-
-	SW1177	Michael Baker International Inc	\$-	\$-	\$-	0	\$-
*	SW1177	Spatial Data Research Inc	22,540.00	22,540.00	\$-	0	\$-
*	SW1177	Survey and Mapping LLC	174,633.13	174,633.13	\$-	0	\$-
	SW1177 TOTALS	NextGen 911 Services	199,212.08	198,973.13			
-	SW1178	Michael Baker International Inc	\$-	\$-	\$-	0	\$-
	SW1178 TOTALS	NextGen 911 Training Services	\$-	\$-			
*	SW1179C	CIELO24 Inc	526.05	324.75	201.30	38	124.27
	SW1179 TOTALS	Communication Access Real Time (CART) & Web Multimedia Captioning Services	526.05	324.75			
*	SW1180	Thentia USA Inc	1,249,482.61	1,249,482.61	\$-	0	\$-
	SW1180 TOTALS	Thentia	1,249,482.61	1,249,482.61			
*	SW1181	Moe911	30,573.97	17,630.45	12,943.52	42	7,463.87
	SW1181 TOTALS	911 - Training Platform Learning Management System(LMS)	30,573.97	17,630.45			
	DIR TOTALS		58,556,849.46	12,567,295.12			
	FISCAL YEAR 2023 TOTALS		603,034,788.92	360,420,343.28	242,614,445.64	16	91,736,038.79
	COST AVOIDANCE TO SPEND RATIO FY 2023					25	

This information highlights multiple suppliers active on our IT statewide contracts. Cost avoidance and percentages for information technology products and services were based on the state discount price structure off MSRP. An average discount was used if varying discounts were given on items in the contract.

- No Usage /No MSRP
- * MSRP Provided by Supplier
- ** Average Discount off Provided by Supplier
- *** Average Discount taken from Pricing; Multiple discount percentages across a contract.



➤ INFORMATION TECHNOLOGY ACQUISITION TEAM SAVINGS

OMES assists agencies in procuring IT goods and services. The OMES Central Purchasing Acquisition team utilizes compliance expertise, transparent oversight of processes, and fair administration of procurement rules, policy and statutes.

Based on the best practices utilized, agencies are able to choose the best responding bid for their needs. This best practice can include lowest and best, best value, and cost avoidance. Given the amount of responsive bids, the awarding bid chosen may be higher than the average of the responsive bids.

Agency	Average of All Responsive Bids (\$)	Annual Spend (\$)	Savings (\$)
34000 Oklahoma State Department of Health	10,273,753.17	6,241,340.00	4,032,413.17
45200 Oklahoma Department of Mental Health and Substance Abuse Services	4,257,747.08	734,999.99	3,522,747.09
80700 Oklahoma Health Care Authority	6,173,654.90	3,991,559.00	2,182,095.90
09000 Office of Management and Enterprise Services	2,970,678.07	1,464,813.60	1,505,864.47
83000 Oklahoma Department of Human Services	1,620,000.00	1,000,000.00	620,000.00
62500 Oklahoma Secretary of State	631,979.17	320,625.00	311,354.17
13100 Oklahoma Department of Corrections	314,850.00	29,700.00	285,150.00
43000 Oklahoma Department of Libraries	381,449.67	310,000.00	71,449.67
80000 Oklahoma Department of Career and Technology Education	162,025.00	120,000.00	42,025.00
27000 Oklahoma State Election Board	63,718.30	61,268.50	2,449.80
69500 Oklahoma Tax Commission	57,380.63	55,200.00	2,180.63
34500 Oklahoma Department of Transportation	17,948.33	15,845.00	2,103.33
30800 Oklahoma State Bureau of Investigation	10,144.50	10,514.00	(369.50)
18500 Oklahoma Corporation Commission	73,998.00	81,097.00	(7,099.00)
65000 Oklahoma Department of Veterans Affairs	191,530.69	200,000.00	(8,469.31)
80300 Oklahoma Statewide Virtual Charter School Board	182,166.66	196,500.00	(14,333.34)
32000 Oklahoma Department of Wildlife Conservation	425,758.25	518,779.00	(93,020.75)
26500 Oklahoma State Department of Education	3,107,598.16	4,561,408.84	(1,453,810.68)
FY 2023 Totals	Average Non-Award Total Amount (\$)	Annual Spend Total (\$)	Savings Total (\$)
	30,916,380.58	19,913,649.93	11,002,730.65



Health, Department of

Supplier	Description of Product or Services	Average of All Responsive Bids (\$)	Annual Spend (\$)	Savings (\$)	Best Practice Utilized
Healthcare Strategic Initiatives	Ryan White HIAP	126,000.00	168,000.00	(42,000.00)	Best value
Metrc	Seed to Sale -OMMA	320,259.17	259,160.00	61,099.17	Best value
Lexis Nexis Vitalchek Network	VR Rover	1,623,914.00	1,775,000.00	(151,086.00)	Cost avoidance
Mercurius Inc	Vital Record Scanning	1,339,423.00	1,331,010.00	8,413.00	Best value
Lexisnexis Vitalchek Network Inc	Rover	3,761,843.00	1,775,000.00	1,986,843.00	Cost avoidance
Groupware Technologies Holdings Inc	PHIDDO Replacement System	3,102,314.00	933,170.00	2,169,144.00	Cost avoidance

Mental Health and Substance Abuse Services, Department of

Supplier	Description of Product or Services	Average of All Responsive Bids (\$)	Annual Spend (\$)	Savings (\$)	Best Practice Utilized
Lighthouse	Mobile Crisis Response Teams	1,064,436.77	185,000.00	879,436.77	Best value
CREOKS	Mobile Crisis Response Teams	1,064,436.77	183,333.33	881,103.44	Best value
Grand Lake Mental Health	Mobile Crisis Response Teams	1,064,436.77	183,333.33	881,103.44	Best value
Green Country	Mobile Crisis Response Teams	1,064,436.77	183,333.33	881,103.44	Best value

Health Care Authority, Oklahoma

Supplier	Description of Product or Services	Average of All Responsive Bids (\$)	Annual Spend (\$)	Savings (\$)	Best Practice Utilized
Orion	HIE	6,173,654.90	3,991,559.00	2,182,095.90	Best value

Management and Enterprise Services, Office of

Supplier	Description of Product or Services	Average of All Responsive Bids (\$)	Annual Spend (\$)	Savings (\$)	Best Practice Utilized
P&A Administrative Services	EBD for FSA	305,316.78	221,745.60	83,571.18	Best value
Aon	Actuarial Consulting Services	557,537.50	524,325.00	33,212.50	Cost avoidance
GCR Inc	GASB87	163,774.33	62,593.00	101,181.33	Cost avoidance
Maximus	Cost Allocation Plan fourth year	32,700.00	36,400.00	(3,700.00)	Cost avoidance
Health Management Systems, Inc	Fraud, Waste and Abuse Software	1,428,851.46	407,250.00	1,021,601.46	Cost avoidance
Claim Technologies, Inc.	Health Claim Auditing	468,487.00	200,000.00	268,487.00	Cost avoidance
Web Data Corporation	Inventory Software	14,011.00	12,500.00	1,511.00	Cost avoidance



Human Services, Department of

Supplier	Description of Product or Services	Average of All Responsive Bids (\$)	Annual Spend (\$)	Savings (\$)	Best Practice Utilized
Access Financial, Inc.	Aging Services fifth year	1,620,000.00	1,000,000.00	620,000.00	Best value

Secretary of State

Supplier	Description of Product or Services	Average of All Responsive Bids (\$)	Annual Spend (\$)	Savings (\$)	Best Practice Utilized
Tecuity	Rules.ok.gov Portal fourth year	353,666.67	164,000.00	189,666.67	Cost avoidance
LSG Solutions LLC	Web-based System for Open Meeting Notices	278,312.50	156,625.00	121,687.50	Cost avoidance

Corrections, Department of

Supplier	Description of Product or Services	Average of All Responsive Bids (\$)	Annual Spend (\$)	Savings (\$)	Best Practice Utilized
Carahsoft	Cellphone Interdiction	314,850.00	29,700.00	285,150.00	Best value

Libraries, Department of

Supplier	Description of Product or Services	Average of All Responsive Bids (\$)	Annual Spend (\$)	Savings (\$)	Best Practice Utilized
Brainfuse, Inc	Online Homework Help/Job Seeker Assist	381,449.67	310,000.00	71,449.67	Best value

Career and Technology Education, Department of

Supplier	Description of Product or Services	Average of All Responsive Bids (\$)	Annual Spend (\$)	Savings (\$)	Best Practice Utilized
Symplicity	Work Based Learning(Hosted) REBID	162,025.00	120,000.00	42,025.00	Best value

Election Board, Oklahoma State

Supplier	Description of Product or Services	Average of All Responsive Bids (\$)	Annual Spend (\$)	Savings (\$)	Best Practice Utilized
Petabloc	Amazon Web Services	63,718.30	61,268.50	2,449.80	Cost avoidance



Tax Commission, Oklahoma

Supplier	Description of Product or Services	Average of All Responsive Bids (\$)	Annual Spend (\$)	Savings (\$)	Best Practice Utilized
RegionTrack, Inc.	Economic Revenue Forecasting fourth year	57,380.63	55,200.00	2,180.63	Cost avoidance

Transportation, Department of

Supplier	Description of Product or Services	Average of All Responsive Bids (\$)	Annual Spend (\$)	Savings (\$)	Best Practice Utilized
Transcend Spatial Solutions	HMPS Software fifth year	17,948.33	15,845.00	2,103.33	Cost avoidance

Bureau of Investigation, Oklahoma State

Supplier	Description of Product or Services	Average of All Responsive Bids (\$)	Annual Spend (\$)	Savings (\$)	Best Practice Utilized
Tescan	Scanning Electron Microscope	10,144.50	10,514.00	(369.50)	Cost avoidance

Corporation Commission, Oklahoma

Supplier	Description of Product or Services	Average of All Responsive Bids (\$)	Annual Spend (\$)	Savings (\$)	Best Practice Utilized
Barcodes, Inc	Barcode Scanners	73,998.00	81,097.00	(7,099.00)	Best value

Veterans Affairs, Oklahoma Department of

Supplier	Description of Product or Services	Average of All Responsive Bids (\$)	Annual Spend (\$)	Savings (\$)	Best Practice Utilized
Sooner Mobile X-Ray	Mobile X-Ray	191,530.69	200,000.00	(8,469.31)	Best value

Statewide Virtual Charter School Board

Supplier	Description of Product or Services	Average of All Responsive Bids (\$)	Annual Spend (\$)	Savings (\$)	Best Practice Utilized
Focus Care	Online Course Development	182,166.66	196,500.00	(14,333.34)	Cost avoidance

Wildlife Conservation, Department of

Supplier	Description of Product or Services	Average of All Responsive Bids (\$)	Annual Spend (\$)	Savings (\$)	Best Practice Utilized
Cedar Springs Trout Farm LLC	Rainbow Trout	425,758.25	518,779.00	(93,020.75)	Best value



Education, State Department of

Supplier	Description of Product or Services	Average of All Responsive Bids (\$)	Annual Spend (\$)	Savings (\$)	Best Practice Utilized
PCG	Special Ed IEP	2,515,358.50	4,280,417.00	(1,765,058.50)	Best value
Parchment	E Transcript	486,078.00	197,156.00	288,922.00	Best value
Catapult	1st Yr Teacher Prof. Development	49,064.27	51,915.84	(2,851.57)	Best value
Torsh	Instructional Coaching	57,097.39	31,920.00	25,177.39	Best value

FY 2023 IT Acquisition Team Savings Totals	Average Non-Award Total Amount (\$)	Annual Spend Total (\$)	Savings Total (\$)
	30,916,380.58	19,913,649.93	11,002,730.65



STATE AGENCY CONTRACTS

➤ SAVINGS REPORTED BY STATE AGENCY CERTIFIED PROCUREMENT OFFICERS

OMES assists agencies with procuring goods and services; however, agencies are allowed to complete and award their own in-house contracts within statute regulations. All agencies are required to report annual spend and savings on in-house awarded contracts based on best practices utilized.

Military Department

Supplier	Annual Spend (\$)	Savings (\$)	Best Practice Utilized
Landcare Holdings Inc.	22,960.00	24,838.82	Spend analysis by category, supplier and/or user.
Landcare Holdings Inc.	30,581.40	28,595.40	Spend analysis by category, supplier and/or user.
Myers Landscape Management	43,500.00	14,094.30	Spend analysis by category, supplier and/or user.

Oklahoma Department of Agriculture, Food and Forestry

Supplier	Annual Spend (\$)	Savings (\$)	Best Practice Utilized
Stuwe and Sons	12,000.00	1,092.00	Right-sizing or changing the specs to reduce costs.
Freestyle Productions	55,176.36	11,076.36	Other.
Paragon Press	76,219.30	10,499.62	Other.

Oklahoma Department of Corrections

Supplier	Annual Spend (\$)	Savings (\$)	Best Practice Utilized
Ed Hale Enterprises	23,375.00	8,250.00	Best value.

Oklahoma State Department of Education

Supplier	Annual Spend (\$)	Savings (\$)	Best Practice Utilized
Cheryl Leever Huffman	30,000.00	20,000.00	Best value.
Kiamichi Technology Center	-	934.08	Other.
OSU-Tulsa	-	759.08	Other.
RiverSport Foundation	-	184.08	Other.
Kiamichi Technology Center	-	934.08	Other.
Western OK State College	-	534.08	Other.
Metro Technology Center	-	934.08	Other.
Utah State University	2,400.00	600.00	Other.
Metro Technology Centers	-	934.08	Other.
American School Counselor Association	790.00	200.00	Other.
Kiamichi Technology Center	-	934.08	Other.



Supplier	Annual Spend (\$)	Savings (\$)	Best Practice Utilized
Metro Technology Centers	-	934.08	Other.
Society for Research on Educational Effectiveness	175.00	100.00	Other.
National Dropout Prevention Center	1,785.00	150.00	Other.
Grant Professionals Association	595.00	100.00	Other.
Kiamichi Technology Center	-	934.08	Other.
Brustein & Manasevit	4,180.00	400.00	Other.
Oklahoma Music Educators Association	120.00	30.00	Other.
Tulsa Technology Center School District	-	934.08	Other.
Canadian Valley Technology Center	-	934.08	Other.
Kiamichi Technology Center	-	934.08	Other.
Southern Oklahoma Technology Center	-	934.08	Other.
Canadian Valley Technology Center	-	934.08	Other.
Canadian Valley Technology Center	-	934.08	Other.
Canadian Valley Technology Center	-	934.08	Other.
Poteau Public School	-	934.08	Other.
Kiamichi Technology Center	-	934.08	Other.
Kiamichi Technology Center	-	934.08	Other.
Southern Oklahoma Technology Center	-	934.08	Other.
Canadian Valley Technology Center	-	934.08	Other.
Canadian Valley Technology Center	-	934.08	Other.
Canadian Valley Technology Center	-	934.08	Other.
Poteau Public School	-	934.08	Other.
Kiamichi Technology Center	-	934.08	Other.
Indian Capital Technology Center	-	934.08	Other.
Tri City County Technology Center	-	934.08	Other.
Great Plains Technology Center	-	934.08	Other.
Kiamichi Technology Center	-	934.08	Other.
Indian Capital Technology Center	-	934.08	Other.
Kiamichi Technology Center	-	934.08	Other.
Staples Advantage	1,151.36	381.35	Spend analysis by category, supplier and/or user.
Kiamichi Tech	-	934.08	Other.



Supplier	Annual Spend (\$)	Savings (\$)	Best Practice Utilized
Southern Oklahoma Tech	-	934.08	Other.
Southern Oklahoma Tech	-	934.08	Other.
National Assoc of School Nur	480.00	65.00	Best value.
Woodwind & Brasswind Inc	338.00	45.94	Best value.
CSTA Virtual Conference	-	200.00	Best value.
Shape America Conference	-	840.00	Best value.
Autry Technology Center	-	934.08	Other.
Kiamichi Tech	-	934.08	Other.
Metro Tech	-	934.08	Other.
NASDTEC Conference	4,245.00	30.00	Best value.
Simply Coaching Summit	-	40.00	Best value.

Oklahoma Department of Environmental Quality

Supplier	Annual Spend (\$)	Savings (\$)	Best Practice Utilized
Hach	5,152.44	1,713.77	Other.

Oklahoma State Auditor & Inspector's Office

Supplier	Annual Spend (\$)	Savings (\$)	Best Practice Utilized
NJS Consulting LLC	34,500.00	9,763.92	Best value.

Oklahoma State Bureau of Investigation

Supplier	Annual Spend (\$)	Savings (\$)	Best Practice Utilized
Amazon	40,059.25	12.29	Best value.
Amazon	309.17	6.00	Best value.
CDWG	10,187.28	101.05	Best value.
B&H Photo	37.49	12.50	Best value.
Amazon	1,831.36	482.72	Best value.
Valley Laser	40,059.25	29.44	Best value.
Amazon	28.99	6.92	Best value.
Voss Lighting	159.18	103.40	Best value.
Amazon	25.78	12.29	Best value.
Amazon	40,059.25	12.29	Best value.
Amazon	40,059.25	12.99	Best value.
Cabela's	89.94	9.06	Best value.
Galls	13,232.00	130.88	Best value.
Amazon	249.88	7.10	Best value.
Amazon	23,972.56	12.29	Best value.
Amazon	276.74	4.40	Best value.



Supplier	Annual Spend (\$)	Savings (\$)	Best Practice Utilized
South Central Industries	13,930.47	40.65	Best value.
Amazon	117.44	11.34	Best value.
PC-Nametag	65.86	2.56	Best value.
Amazon	5,977.49	206.10	Best value.
Valley Laser	40,059.25	10.90	Best value.
Amazon	5,977.49	206.10	Best value.
Amazon	203.65	6.60	Best value.
Amazon	40,059.25	12.29	Best value.
Amazon	309.17	5.00	Best value.
Amazon	362.36	22.80	Best value.
Amazon	23,972.56	31.15	Best value.
Amazon	40,230.78	30.10	Best value.
Amazon	593.00	30.02	Best value.
Office Depot	7,222.60	182.85	Best value.
Amazon	334.75	35.75	Best value.
Grainger	191.06	42.91	Best value.
Office Depot	40,059.25	34.34	Best value.
South Central Industries	17,970.28	40.65	Best value.
Sirchie	35,147.64	6.84	Best value.
Office Depot	40,059.25	232.17	Best value.
Grainger	2,942.63	28.30	Best value.
Amazon	40,059.25	23.00	Best value.
Sirchie	5,817.02	6.56	Best value.
Grainger	90.65	5.20	Best value.
Office Depot	7,366.75	32.77	Best value.
Sirchie	112.22	11.85	Best value.
Amazon	249.88	7.09	Best value.
Amazon	98.93	18.28	Best value.
CDWG	2,284.10	31.15	Best value.
Amazon	996.09	31.15	Best value.
Grainger	789.99	6.16	Best value.
Amazon	1,045.27	20.04	Best value.
Office Depot	7,222.60	115.40	Best value.
Amazon	5,480.13	35.20	Best value.
Amazon	258.56	2.32	Best value.
Amazon	493.57	50.00	Best value.
Grainger	2,942.63	42.13	Best value.
Amazon	62,327.97	10.68	Best value.



Supplier	Annual Spend (\$)	Savings (\$)	Best Practice Utilized
Valley Laser	40,059.25	58.08	Best value.
Amazon	5,341.24	20.00	Best value.
Grainger	915.83	2.46	Best value.
Amazon	20.99	10.00	Best value.
Amazon	255.00	14.97	Best value.
Vivo	3,359.85	8,548.35	Best value.

Oklahoma Department of Transportation

Supplier	Annual Spend (\$)	Savings (\$)	Best Practice Utilized
EMOVIS Technologies US, Inc.	1,426,732.89	92,579.49	Other.
Environmental Reconstruction Services, Inc.	36,010.00	14,282.87	Best value.
Stantech, LLC	32,218.00	12,515.33	Best value.
HGS, LLC	1,470,000.00	932,109.00	Best value.
Jim Cooley Construction LLC	78,940.00	35,961.00	Best value.
MidWest Wrecking Co LLC	49,846.00	28,547.60	Best value.
AC Owen Construction LLC	1,248,664.00	3,050.57	Best value.
WhiteRock Resources LLC	24,830.00	15,742.50	Best value.
Lambert Construction Company	764,625.00	130,052.85	Best value.
Bradys Glass LLC	32,599.22	5,950.39	Best value.
TCS Construction LLC	796,110.93	37,075.01	Best value.
Innovative Traffic Systems & Solutions	400,000.00	348,076.00	Best value.
TLS Group Inc.	45,000.00	85,434.33	Best value.

Oklahoma Insurance Department

Supplier	Annual Spend (\$)	Savings (\$)	Best Practice Utilized
Eide Bailly LLP	34,100.00	8,700.00	Best value.

Office of Juvenile Affairs

Supplier	Annual Spend (\$)	Savings (\$)	Best Practice Utilized
J&K Lighting Agency LLC	17,524.00	20,166.25	Best value.
Pitney Bowes Lease	18,415.80	12,581.71	Other.
Cooks Direct Inc	233,547.32	6,525.63	Other.



Oklahoma Department of Labor

Supplier	Annual Spend (\$)	Savings (\$)	Best Practice Utilized
Contract Drapery & Blind	22,283.05	18,323.32	Spend analysis by category, supplier and/or user.

Commissioners of the Land Office

Supplier	Annual Spend (\$)	Savings (\$)	Best Practice Utilized
IndaGo	3,830.00	870.00	Benchmarking against other states or private companies.
Pioneer Business Solutions (PTCI)	928.00	4,817.00	Benchmarking against other states or private companies.
KnowBe4 Training	1,342.90	236.60	Benchmarking against other states or private companies.
Storage Nimble Support	2,150.00	8,862.00	Benchmarking against other states or private companies.
Adobe Licenses	5,438.94	821.06	Benchmarking against other states or private companies.
Avanan Email anti-phishing	1,940.40	260.60	Benchmarking against other states or private companies.

Oklahoma Tourism and Recreation Department

Supplier	Annual Spend (\$)	Savings (\$)	Best Practice Utilized
Lightspeed POS Inc	24,058.00	7,576.00	Best value.
Sue's Recycling	123,838.00	28,665.00	Best value.
Harper Sanitation	40,560.00	111,643.00	Best value.
Waste Connections	102,224.00	50,279.00	Best value.
Cards NEO	53,196.00	339,589.00	Best value.
Jiffy Wash	24,900.00	12,850.00	Best value.
Jani-King	54,430.00	2,328.00	Best value.
KJC LLC	30,524.00	1,802.00	Other.

Oklahoma Department of Public Safety

Supplier	Annual Spend (\$)	Savings (\$)	Best Practice Utilized
Hardesty Team Co	18,055.00	1,945.00	Other.
Ray Restaurants	24,975.00	25,025.00	Other.

Oklahoma Conservation Commission

Supplier	Annual Spend (\$)	Savings (\$)	Best Practice Utilized
Joe Cooper Chevrolet Cadillac of Shawnee	348,313.00	70,000.00	Best value.



Oklahoma Health Care Authority

Supplier	Annual Spend (\$)	Savings (\$)	Best Practice Utilized
Department of Human Services	715,000.01	156,244.01	Spend analysis by category, supplier, and/or user.
Supporters of Families with Sickle Cell Disease	116,750.00	5,250.00	Spend analysis by category, supplier, and/or user.
Attorney General	97,379.16	30,231.24	Spend analysis by category, supplier, and/or user.
Ernst & Young	320,000.00	290,000.00	Spend analysis by category, supplier, and/or user.
Net Lib	5,125.00	125.00	Spend analysis by category, supplier, and/or user.

Oklahoma Department of Veterans Affairs

Supplier	Annual Spend (\$)	Savings (\$)	Best Practice Utilized
McKesson	597,072.00	38,784.00	Consolidating volume to increase leverage with supplier.
Medical Technology Associates Inc	13,650.00	1,250.00	Best value.
Lampton Welding Supply Co Inc	20,535.38	3,696.37	Best value.
Linde Gas & Equipment Inc	10,696.00	11,980.07	Best value.
Robin Hoodz LLC	15,650.00	4,950.00	Best value.
Rj Kool Company	53,080.00	10,920.00	Best value.

Oklahoma Water Resources Board

Supplier	Annual Spend (\$)	Savings (\$)	Best Practice Utilized
In-Situ Inc	32,044.64	7,473.70	Best value.
S & M Water Well Inc	40,600.00	9,000.00	Other.

FY 2023 Agency Reported Savings

Total Annual Spend (\$)

Total Savings (\$)

10,692,538.87

3,223,701.89



STATE PURCHASING CARD

▶ EXECUTIVE SUMMARY

The objective of the state Purchase Card Program is to simplify and reduce paperwork necessary for state agency and political subdivision purchases by placing purchase cards in the hands of trained employees who actually utilize the goods and services necessary for official use of the state. Single transaction limits for most state agencies is \$5,000 with certain statutorily identified transactions within 74 O.S. § 85.5a.D. having no single transactional limit. Personal purchases are prohibited.

Advantages achieved through use of the state P-card program include:

- Simplifying and expediting purchasing processes.
- Rebates to participating agencies.
- Reduced transaction times and transaction costs.
- Rebates are available to agencies who enroll in the P-card program.
- Prompt payment to merchants.
- Audit trail.
- Expanded number of business-to-business or private-entity sales with the state.
- P-card may result in discounts.

	Spending (\$)	Rebate Before Fees (\$)	Management Fee (\$)	Rebate Received by Participating Entities (\$)
Political Subdivisions	142,889,987.65	2,779,044.65	138,952.23	2,779,044.65
State of Oklahoma	89,331,930.05	1,725,405.91	86,270.30	1,639,135.62

Management fee is a fee that is retained by OMES to operate the Purchase Card Program. The rebate received by participating entities is the amount that a state agency or political subdivision receives after management fee is taken out.



AGENCY EMERGENCY DECLARATIONS

Pursuant to 74 O.S. §85.41A, five state agencies declared emergencies during FY 2023. Below is a summary by state agency of the emergency and the cost to the state to address the emergency:

Agency Name	Emergency Declaration Date	Brief Description	Supplier	Amount (\$)
Department of Corrections	2022.07.28	Inmate rescue from 300-ft tower at Mack Alford Correctional Center.	RFIP	50,000.00
Department of Veterans Affairs	2022.07.19	Inoperable walk-in freezer at Talihina Veterans Home.	United Refrigeration	10,007.59
Oklahoma Military Department	2023.04.20	Tornado damage at Shawnee Readiness Center.	Quality Fence Co	18,543.00
			Republic Services Inc.	2,396.00
Oklahoma Tourism & Recreation Department	2023.02.17	Damage to McGee Creek State Park fishing dock – Cost sharing project with BOR-OTRD, paid for labor only.	Recon Services	2,880.00
	2023.01.06	Sequoyah State Park water tower hatch door – drinking water contamination – \$8,900 sediment removal; \$11,050 for construction.	Consor	19,950.00
	2022.12.20	Hot water heater failure at Lake Murray Lodge – \$1,500 to Vernon's Plumbing for installation.	Locke Supply & Vernon's Plumbing	7,639.52
	2022.07.07	Damage to Fort Cobb Golf Course greens caused by a disease impacting turf – sod delivered and installed.	Tri-Tex Grass	32,500.00
Oklahoma Department of Rehabilitation Services	2022.12.19	Structural and water damage at the OK School for the Deaf campus due to pipe bursts during below freezing temperatures.	Amazon	19,579.59
			Convergint	1,888.91
			Curtis	4,884.09
			Hopkins	918.00
			Lowes	1,746.29
			OCI	41,540.00
			Ricks Furniture	2,260.00
			TH Rogers lumber	203.97
			Uline	2,062.13
			X-chair	514.98
Two Men And A Truck	3,437.50			

