



# PROCUREMENT COST SAVINGS REPORT

JULY 1, 2021-JUNE 30, 2022



**OKLAHOMA**  
Office of Management  
& Enterprise Services

# CONTENTS

---

<b>STATE PROCUREMENT TOTAL</b>	<b>2</b>
EXECUTIVE SUMMARY	2

---

<b>PRODUCT AND SERVICE CONTRACTS</b>	<b>6</b>
EXECUTIVE SUMMARY	6
SAVINGS BY STATEWIDE CONTRACT	7
STATEWIDE CONTRACT SAVINGS BY DETAIL BY AGENCY	15
ACQUISITION TEAM SAVINGS	19

---

<b>INFORMATION TECHNOLOGY CONTRACTS</b>	<b>24</b>
EXECUTIVE SUMMARY	24
INFORMATION TECHNOLOGY STATEWIDE CONTRACT COST AVOIDANCE	26
INFORMATION TECHNOLOGY ACQUISITION TEAM SAVINGS	30

---

<b>STATE AGENCY CONTRACTS</b>	<b>33</b>
SAVINGS REPORTED BY STATE AGENCY CERTIFIED PROCUREMENT OFFICERS	33

---

<b>STATE PURCHASING CARD</b>	<b>38</b>
EXECUTIVE SUMMARY	38

---

<b>AGENCY EMERGENCY DECLARATIONS</b>	<b>39</b>
--------------------------------------	-----------

# STATE PROCUREMENT TOTAL

## EXECUTIVE SUMMARY

### OMES Central Purchasing

#### Vision

Assist current and future partners when procuring the right stuff, at the right value, for the right price.

#### Mission: Contract Administration

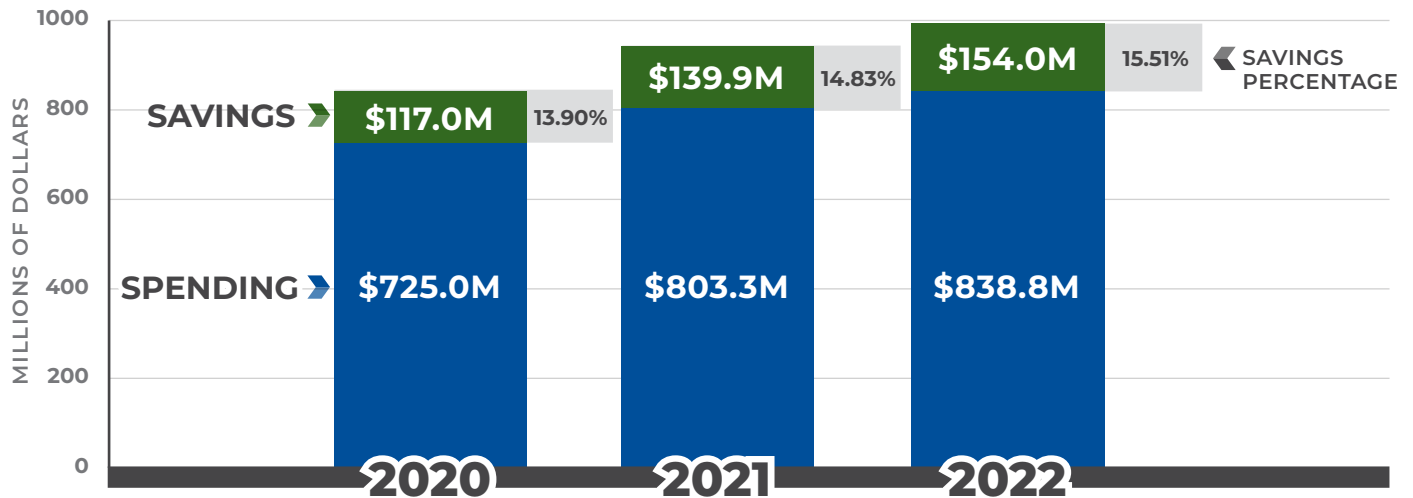
We serve government entities and suppliers by providing compliance expertise, transparent oversight of processes and fair administration of procurement rules, policies and statutes.

#### OMES Values

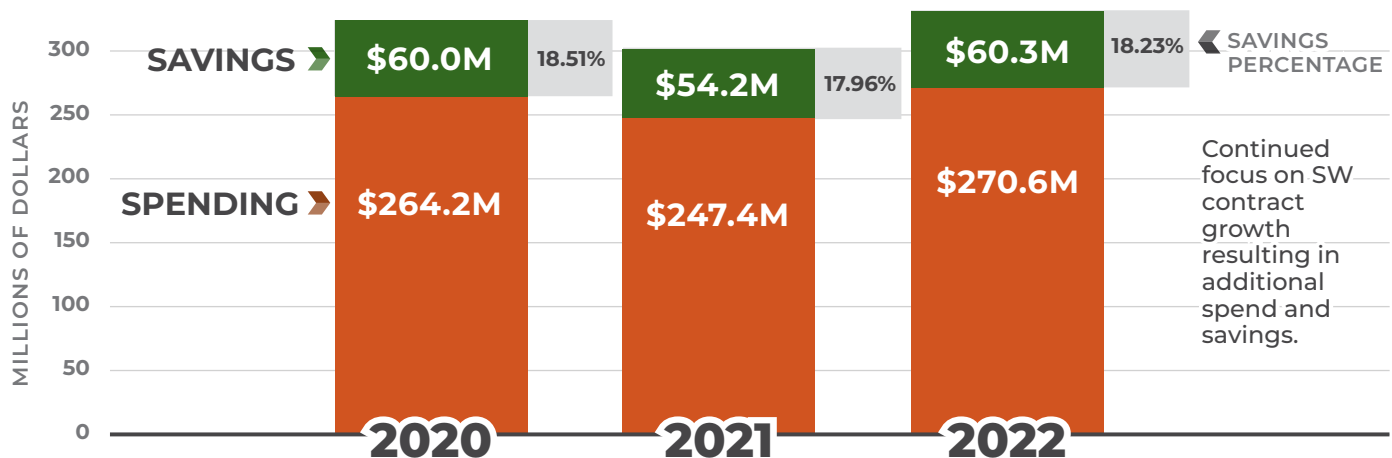
We are ... collaborative, agile, respectful and humble leaders who make a difference and get things done.

	FY 2022 (Current Year)		FY 2021 (Previous Year)	
Procurement Operation	Spending (\$)	Savings (\$)	Spending (\$)	Savings (\$)
Savings by Statewide Contract	270,636,800.83	60,336,000.87	247,410,324.20	54,160,395.22
Acquisition Team Savings	21,366,541.15	5,471,800.78	12,559,644.68	2,155,379.44
Information Technology Statewide Contract Cost Avoidance	282,589,144.48	77,880,293.15	266,645,064.56	73,187,077.74
Information Technology Acquisition Team Savings	13,085,767.77	4,420,689.56	67,799,700.63	5,473,976.03
Savings Reported by State Agency Certified Procurement Officers	38,360,163.37	5,943,596.75	17,025,846.01	1,743,577.89
State Purchase Card Program	212,787,696.59	N/A	183,107,847.25	N/A
<b>Total Impact of State Procurement</b>	<b>838,826,114.19</b>	<b>154,052,381.11</b>	<b>803,292,528.73</b>	<b>139,889,819.11</b>

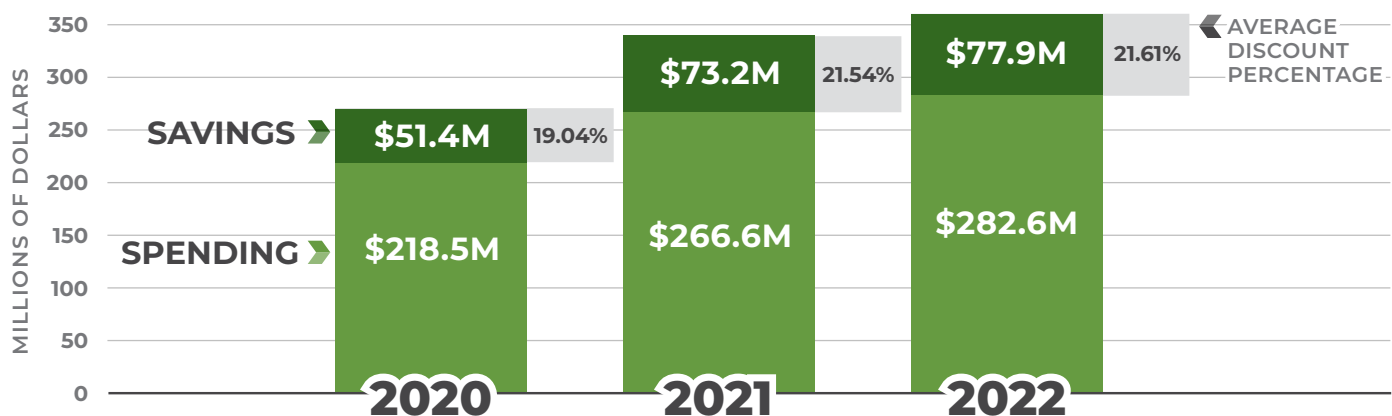
## TOTAL IMPACT BY STATE PROCUREMENT



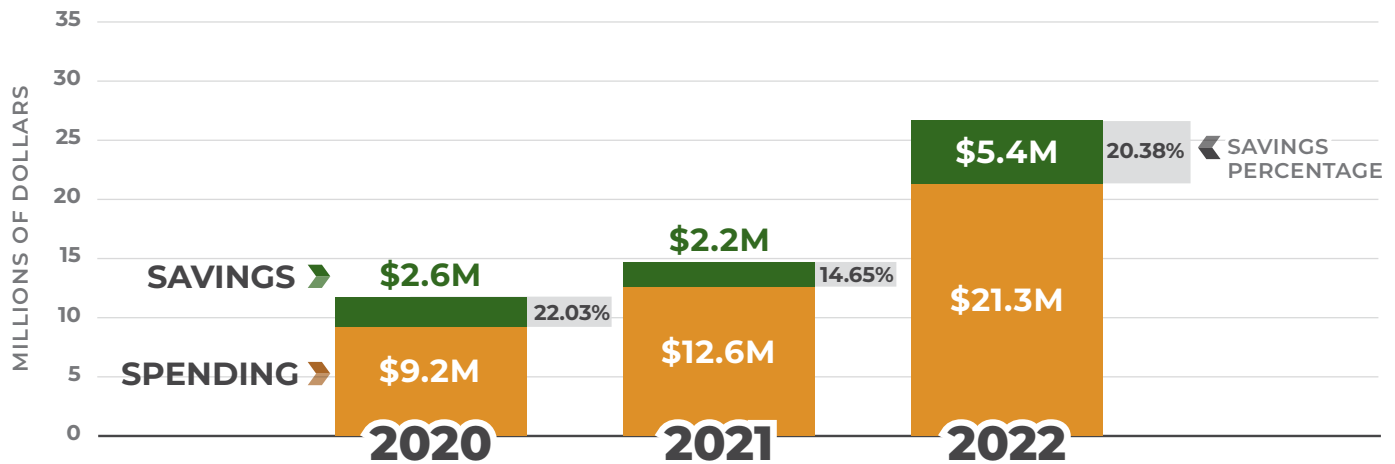
## NON-IT SAVINGS BY STATEWIDE CONTRACT



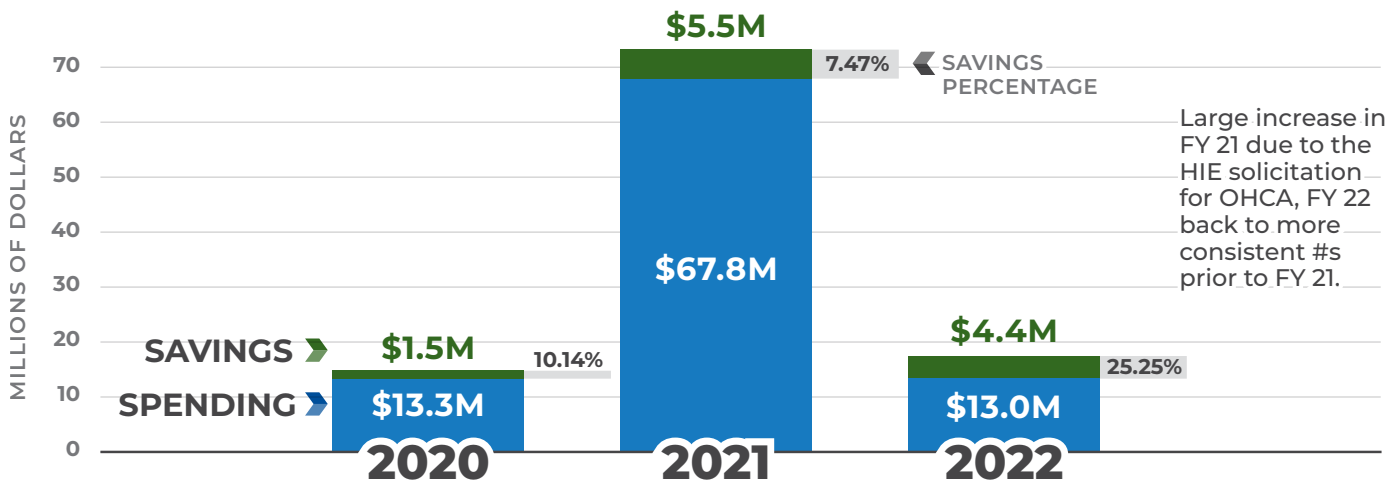
## INFORMATION TECHNOLOGY STATEWIDE CONTRACT COST AVOIDANCE



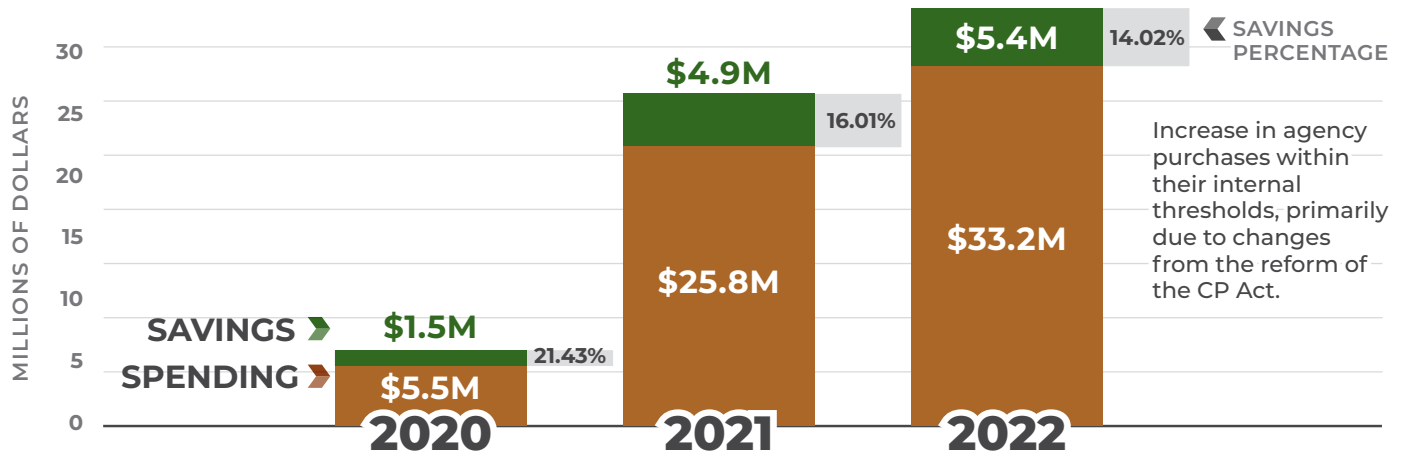
## NON-IT ACQUISITION TEAM SAVINGS



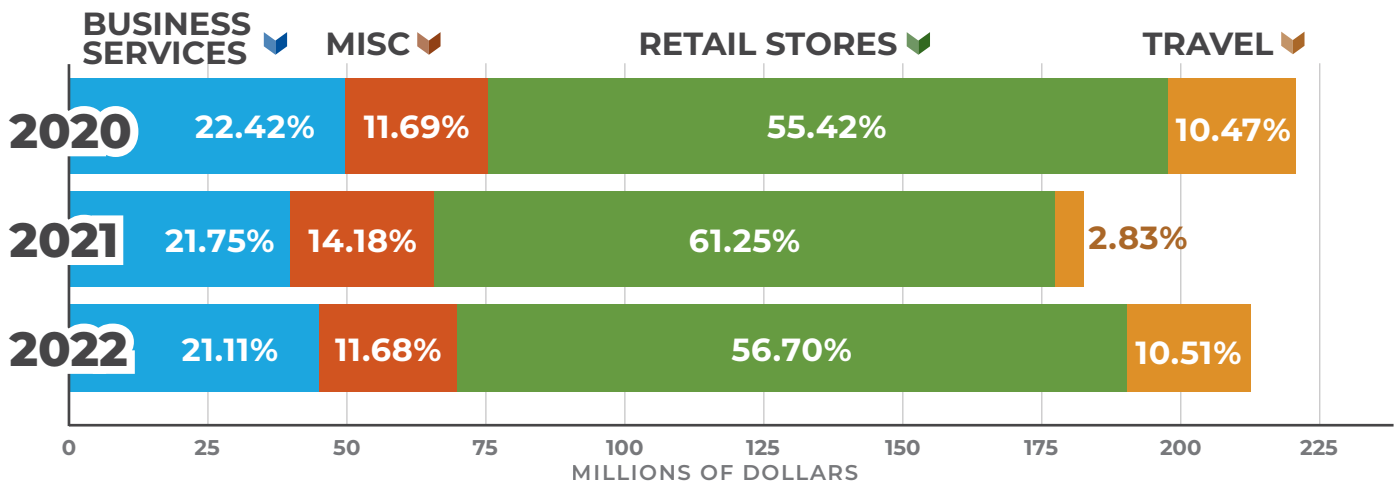
## INFORMATION TECHNOLOGY ACQUISITION TEAM SAVINGS



## SAVINGS REPORTED BY STATE AGENCY CERTIFIED PROCUREMENT OFFICERS



## STATE PURCHASE CARD PROGRAM





# PRODUCT AND SERVICE CONTRACTS

## EXECUTIVE SUMMARY

The State of Oklahoma realized savings in excess of \$60 million for fiscal year 2022 through managed contracts of products and services other than information technology. Twenty-four of 115 statewide contracts are currently being tracked for cost savings. Savings for the 24 statewide contracts are summarized below:

	Spending (\$)	Savings (\$)	Savings (%)
<b>Total Spend of Contracts Tracked for Cost Savings</b>	<b>270,636,800.83</b>	<b>60,336,000.87</b>	<b>18.23</b>
Political Subdivisions	93,333,792.22	22,433,060.84	19.38
Higher Education Institutions	82,760,318.27	19,702,283.38	19.23
State of Oklahoma	94,542,690.34	18,200,656.65	16.14
<b>Total Spend on all 115 contracts</b>	<b>436,510,535.88</b>		

Spend and savings are based on 24 of the 115 statewide contracts (excluding information technology). The 24 statewide contracts represent 69.10% of the total amount spent of all contracts.

### Notes regarding cost-savings calculations

Simplified cost savings and cost avoidance formulas were used to calculate savings percentage.

- $(\text{Historical Price} - \text{New Price}) / \text{Historical Price}$
- $(\text{Average of Responsive Bids} - \text{Awarded Bid}) / \text{Average of Responsive Bids}$
- $(\text{MSRP} - \text{Sales}) / \text{MSRP}$ , and then total all averages for the new contract savings percentage.\*

\*As of FY 2019, a new calculation for cost savings was used.

Savings calculations are conservative and represent only savings which can be easily quantified.

Several issues led OMES to take a very conservative approach to calculating savings. Those issues include:

- Incomplete usage data as reported by suppliers for each contract.
- Multiple discount percentages across a specific contract in which OMES would have taken the discount with the least percentage off of list prices.

## SAVINGS BY STATEWIDE CONTRACT

Statewide #	Description	State Spend (\$)	Political Subdivision Spend (\$)	Higher Education Spend (\$)	TOTAL Spend (\$)	Savings (%)	TOTAL Savings (\$)
SW0023A	MMCAP-AmerisourceBergen Drug Corp	296,473.11	2,652.05	78,152,291.37	78,451,416.53	23.95	18,789,114.26
SW0035	Vehicles	17,853,165.08	21,308,632.72	646,286.00	39,808,083.80	28.11	11,190,052.36
SW0156	Prime Vendor Food	15,673,774.42	213,427.20	-	15,887,201.62	6.00	953,232.10
SW0023A	MMCAP-Diamond Pharmacy	15,569,143.45	-	-	15,569,143.45	2.18	339,407.33
SW0081	Asphalt	12,936,116.79	2,626,797.66	530.68	15,563,445.13	14.71	2,289,382.78
SW0110	School Buses	59,645.00	14,363,315.00	-	14,422,960.00	25.49	3,676,412.50
SW0192	Construction Equipment	6,477,774.56	7,843,717.67	57,164.84	14,378,657.07	34.75	4,996,583.33
SW0196	Agriculture, Tree & Brush Maintenance Equipment	2,100,204.48	9,404,330.03	2,329,661.56	13,834,196.07	19.66	2,719,802.95
SW0035T	Medium Duty Trucks	1,854,040.00	10,172,582.15	149,530.48	12,176,152.63	32.90	4,005,954.22
SW0817	MRO (Maintenance Repair & Operations)	7,035,845.16	2,731,178.44	157,659.13	9,924,682.73	30.77	3,053,824.88
SW0197	Garbage Trucks	-	9,751,505.73	132,563.00	9,884,068.73	3.00	296,522.06
SW0776	Traffic Striping	5,425,380.07	428,569.77	-	5,853,949.84	21.00	1,229,329.47
SW0024	Tires	783,346.36	3,485,990.73	108,258.61	4,377,595.70	53.12	2,325,378.84
SW0195	Road Maintenance Equipment	487,215.16	3,201,905.85	-	3,689,121.01	15.28	563,697.69
SW0012	Books	485,344.07	2,637,218.38	362,814.55	3,485,377.00	23.48	818,366.52
SW0190	Mowers & Hand Held Equipment	531,661.42	1,685,166.35	98,640.04	2,315,467.81	14.67	339,679.13
SW0023A	MMCAP-McKesson (vaccines)/ Morris & Dickson/ FFF Enterprises	1,632,353.84	282,471.47	177,081.16	2,091,906.47	3.66	76,563.78
SW0198	Trailers	511,559.89	1,395,556.99	7,639.20	1,914,756.08	11.18	214,069.73
SW0194	Golf Carts & Utility Vehicles	604,647.67	652,145.61	343,122.44	1,599,915.72	14.15	226,388.07
SW0106	Truck Dump Beds	672,140.34	891,642.32	20,580.60	1,584,363.26	28.21	446,948.88
SW0180	Office Supply Products	1,407,435.12	36,339.60	1,396.48	1,445,171.20	55.39	800,480.33
SW0817-P	MRO Plumbing (Maintenance Repair & Operations)	792,208.97	129,464.70	3,506.31	925,179.98	38.16	353,048.68
SW0092	Hazardous Waste Pick Up Service	765,785.11	1,238.30	11,341.82	778,365.23	31.25	243,239.13
SW0765	Bread & Bakery Supplies	543,175.27	87,943.50	-	631,118.77	60.85	384,035.77
SW0210	Travel Initiative	44,255.00	-	250.00	44,505.00	10.08	4,486.10
SW0082	Waterborne Traffic Marking Paint				-	7.20	-
	<b>TOTAL</b>	<b>94,542,690.34</b>	<b>93,333,792.22</b>	<b>82,760,318.27</b>	<b>270,636,800.83</b>	<b>22.29</b>	<b>60,336,000.87</b>



Statewide #	Description	State Spend (\$)	Political Subdivision Spend (\$)	Higher Education Spend (\$)	TOTAL Spend (\$)	Savings (%)	TOTAL Savings (\$)
SW0023A	MMCAP- AmerisourceBergen Drug Corp	296,473.11	2,652.05	78,152,291.37	78,451,416.53	23.95	18,789,114.26
State Agency					Current Spending (\$)	Savings (\$)	
Corrections, Department of					295,965.40	70,883.71	
Rehabilitation Services, Department of					507.71	-	
Statewide #	Description	State Spend (\$)	Political Subdivision Spend (\$)	Higher Education Spend (\$)	TOTAL Spend (\$)	Savings (%)	TOTAL Savings (\$)
SW0035	Vehicles	17,853,165.08	21,308,632.72	646,286.00	39,808,083.80	28.11	11,190,052.36
State Agency					Current Spending (\$)	Savings (\$)	
Public Safety, Department of					2,808,871.50	789,573.78	
Transportation, Department of					2,614,820.00	735,025.90	
Corrections, Department of					2,541,860.70	714,517.04	
Wildlife Conservation, Oklahoma Department of					2,292,157.96	644,325.60	
Office of Management and Enterprise Services					1,564,221.30	439,702.61	
Statewide #	Description	State Spend (\$)	Political Subdivision Spend (\$)	Higher Education Spend (\$)	TOTAL Spend (\$)	Savings (%)	TOTAL Savings (\$)
SW0156	Prime Vendor Food	15,673,774.42	213,427.20	-	15,887,201.62	6.00	953,232.10
State Agency					Current Spending (\$)	Savings (\$)	
Corrections, Department of					12,613,803.47	756,828.21	
Mental Health and Substance Abuse Services, Department of					1,374,599.31	82,475.96	
Juvenile Affairs, Office of					566,822.40	34,009.34	
Military Department, Oklahoma					386,689.65	23,201.38	
Agriculture, Food and Forestry, Oklahoma Department of					248,627.48	14,917.65	
Statewide #	Description	State Spend (\$)	Political Subdivision Spend (\$)	Higher Education Spend (\$)	TOTAL Spend (\$)	Savings (%)	TOTAL Savings (\$)
SW0023A	MMCAP-Diamond Pharmacy	15,569,143.45	-	-	15,569,143.45	2.18	339,407.33
State Agency					Current Spending (\$)	Savings (\$)	
Corrections, Department of					15,569,143.45	339,407.33	

Statewide #	Description	State Spend (\$)	Political Subdivision Spend (\$)	Higher Education Spend (\$)	TOTAL Spend (\$)	Savings (%)	TOTAL Savings (\$)
SW0081	Asphalt	12,936,116.79	2,626,797.66	530.68	15,563,445.13	14.71	2,289,382.78
	State Agency			Current Spending (\$)		Savings (\$)	
	Transportation, Department of			12,832,783.83		1,887,702.50	
	Turnpike Authority, Oklahoma			94,752.39		13,938.08	
	Health, Department of			5,065.57		745.15	
	Tourism and Recreation Department, Oklahoma			2,565.00		377.31	
	Corrections, Department of			950.00		139.75	
Statewide #	Description	State Spend (\$)	Political Subdivision Spend (\$)	Higher Education Spend (\$)	TOTAL Spend (\$)	Savings (%)	TOTAL Savings (\$)
SW0110	School Buses	59,645.00	14,363,315.00	-	14,422,960.00	25.49	3,676,412.50
	State Agency			Current Spending (\$)		Savings (\$)	
	Rehabilitation Services, Department of			59,645.00		15,203.51	
Statewide #	Description	State Spend (\$)	Political Subdivision Spend (\$)	Higher Education Spend (\$)	TOTAL Spend (\$)	Savings (%)	TOTAL Savings (\$)
SW0192	Construction Equipment	6,477,774.56	7,843,717.67	57,164.84	14,378,657.07	34.75	4,996,583.33
	State Agency			Current Spending (\$)		Savings (\$)	
	Turnpike Authority, Oklahoma			5,026,424.00		1,746,682.34	
	Transportation, Department of			841,419.32		292,393.21	
	Wildlife Conservation, Oklahoma Department of			430,027.18		149,434.45	
	Career and Technology Education, Department of			113,710.02		39,514.23	
	Corrections, Department of			66,194.04		23,002.43	
Statewide #	Description	State Spend (\$)	Political Subdivision Spend (\$)	Higher Education Spend (\$)	TOTAL Spend (\$)	Savings (%)	TOTAL Savings (\$)
SW0196	Agriculture, Tree & Brush Maintenance Equipment	2,100,204.48	9,404,330.03	2,329,661.56	13,834,196.07	19.66	2,719,802.95
	State Agency			Current Spending (\$)		Savings (\$)	
	Transportation, Department of			714,514.25		140,473.50	
	Wildlife Conservation, Oklahoma Department of			549,063.44		107,945.87	
	Space Industry Development Authority, Oklahoma			300,791.28		59,135.57	
	Grand River Dam Authority			158,995.50		31,258.52	
	State of Oklahoma			147,831.40		29,063.65	

Statewide #	Description	State Spend (\$)	Political Subdivision Spend (\$)	Higher Education Spend (\$)	TOTAL Spend (\$)	Savings (%)	TOTAL Savings (\$)
SW0035T	Medium Duty Trucks	1,854,040.00	10,172,582.15	149,530.48	12,176,152.63	32.90	4,005,954.22
	State Agency			Current Spending (\$)		Savings (\$)	
	Transportation, Department of			982,639.00		323,288.23	
	Turnpike Authority, Oklahoma			737,016.00		242,478.26	
	Agriculture, Food and Forestry, Oklahoma Department of			134,385.00		44,212.67	
Statewide #	Description	State Spend (\$)	Political Subdivision Spend (\$)	Higher Education Spend (\$)	TOTAL Spend (\$)	Savings (%)	TOTAL Savings (\$)
SW0817	MRO (Maintenance Repair & Operations)	7,035,845.16	2,731,178.44	157,659.13	9,924,682.73	30.77	3,053,824.88
	State Agency			Current Spending (\$)		Savings (\$)	
	Corrections, Department of			1,732,853.19		533,198.93	
	Transportation, Department of			1,092,416.50		336,136.56	
	Career and Technology Education, Department of			741,459.60		228,147.12	
	Military Department, Oklahoma			588,416.82		181,055.86	
	Grand River Dam Authority			516,848.31		159,034.22	
Statewide #	Description	State Spend (\$)	Political Subdivision Spend (\$)	Higher Education Spend (\$)	TOTAL Spend (\$)	Savings (%)	TOTAL Savings (\$)
SW0197	Garbage Trucks	-	9,751,505.73	132,563.00	9,884,068.73	3.00	296,522.06
	State Agency			Current Spending (\$)		Savings (\$)	
	NONE						
Statewide #	Description	State Spend (\$)	Political Subdivision Spend (\$)	Higher Education Spend (\$)	TOTAL Spend (\$)	Savings (%)	TOTAL Savings (\$)
SW0776	Traffic Striping	5,425,380.07	428,569.77	-	5,853,949.84	21.00	1,229,329.47
	State Agency			Current Spending (\$)		Savings (\$)	
	Transportation, Department of			4,889,308.08		1,026,754.70	
	Tax Commission, Oklahoma			356,918.41		74,952.87	
	Turnpike Authority, Oklahoma			179,153.58		37,622.25	
Statewide #	Description	State Spend (\$)	Political Subdivision Spend (\$)	Higher Education Spend (\$)	TOTAL Spend (\$)	Savings (%)	TOTAL Savings (\$)
SW0024	Tires	783,346.36	3,485,990.73	108,258.61	4,377,595.70	53.12	2,325,378.84
	State Agency			Current Spending (\$)		Savings (\$)	
	Transportation, Department of			369,510.15		196,283.79	
	Office of Management and Enterprise Services			66,853.66		35,512.66	
	Career and Technology Education, Department of			53,389.36		28,360.43	
	Corrections, Department of			53,233.09		28,277.42	
	Agriculture, Food and Forestry, Oklahoma Department of			49,127.92		26,096.75	

Statewide #	Description	State Spend (\$)	Political Subdivision Spend (\$)	Higher Education Spend (\$)	TOTAL Spend (\$)	Savings (%)	TOTAL Savings (\$)
SW0195	Road Maintenance Equipment	487,215.16	3,201,905.85	-	3,689,121.01	15.28	563,697.69
State Agency					Current Spending (\$)	Savings (\$)	
Transportation, Department of					344,002.00	52,563.51	
Turnpike Authority, Oklahoma					143,213.16	21,882.97	
Statewide #	Description	State Spend (\$)	Political Subdivision Spend (\$)	Higher Education Spend (\$)	TOTAL Spend (\$)	Savings (%)	TOTAL Savings (\$)
SW0012	Books	485,344.07	2,637,218.38	362,814.55	3,485,377.00	23.48	818,366.52
State Agency					Current Spending (\$)	Savings (\$)	
Corrections, Department of					215,419.71	50,580.55	
Libraries, Department of					94,403.52	22,165.95	
Health, Department of					69,856.42	16,402.29	
Labor, Department of					40,987.78	9,623.93	
Education, State Department of					28,796.75	6,761.48	
Statewide #	Description	State Spend (\$)	Political Subdivision Spend (\$)	Higher Education Spend (\$)	TOTAL Spend (\$)	Savings (%)	TOTAL Savings (\$)
SW0190	Mowers & Hand Held Equipment	531,661.42	1,685,166.35	98,640.04	2,315,467.81	14.67	339,679.13
State Agency					Current Spending (\$)	Savings (\$)	
Tourism and Recreation Department, Oklahoma					142,976.10	20,974.59	
Municipal Power Authority, Oklahoma					127,596.19	18,718.36	
Turnpike Authority, Oklahoma					60,384.66	8,858.43	
Wildlife Conservation, Oklahoma Department of					55,670.86	8,166.92	
Career and Technology Education, Department of					52,703.98	7,731.67	
Statewide #	Description	State Spend (\$)	Political Subdivision Spend (\$)	Higher Education Spend (\$)	TOTAL Spend (\$)	Savings (%)	TOTAL Savings (\$)
SW0023A	MMCAP-McKesson (vaccines)/ Morris & Dickson/ FFF Enterprises	1,632,353.84	282,471.47	177,081.16	2,091,906.47	3.66	76,563.78
State Agency					Current Spending (\$)	Savings (\$)	
Mental Health and Substance Abuse Services, Department of					1,451,958.98	53,141.70	
Health, Department of					154,475.14	5,653.79	
J.D. McCarty Center					7,076.84	259.01	
Juvenile Affairs, Office of					5,775.07	211.37	
Veterans Affairs, Oklahoma Department of					4,650.00	170.19	

Statewide #	Description	State Spend (\$)	Political Subdivision Spend (\$)	Higher Education Spend (\$)	TOTAL Spend (\$)	Savings (%)	TOTAL Savings (\$)
SW0198	Trailers	511,559.89	1,395,556.99	7,639.20	1,914,756.08	11.18	214,069.73
	State Agency			Current Spending (\$)		Savings (\$)	
	Transportation, Department of			192,875.90		21,563.53	
	Turnpike Authority, Oklahoma			126,547.89		14,148.05	
	Grand River Dam Authority			65,033.96		7,270.80	
	Wildlife Conservation, Oklahoma Department of			52,049.40		5,819.12	
	Tourism and Recreation Department, Oklahoma			31,198.36		3,487.98	
Statewide #	Description	State Spend (\$)	Political Subdivision Spend (\$)	Higher Education Spend (\$)	TOTAL Spend (\$)	Savings (%)	TOTAL Savings (\$)
SW0194	Golf Carts & Utility Vehicles	604,647.67	652,145.61	343,122.44	1,599,915.72	14.15	226,388.07
	State Agency			Current Spending (\$)		Savings (\$)	
	Wildlife Conservation, Oklahoma Department of			140,580.22		19,892.10	
	Tourism and Recreation Department, Oklahoma			129,746.17		18,359.08	
	Career and Technology Education, Department of			92,197.98		13,046.01	
	Historical Society, Oklahoma			44,095.50		6,239.51	
	Corrections, Department of			40,501.20		5,730.92	
Statewide #	Description	State Spend (\$)	Political Subdivision Spend (\$)	Higher Education Spend (\$)	TOTAL Spend (\$)	Savings (%)	TOTAL Savings (\$)
SW0106	Truck Dump Beds	672,140.34	891,642.32	20,580.60	1,584,363.26	28.21	446,948.88
	State Agency			Current Spending (\$)		Savings (\$)	
	Transportation, Department of			232,744.13		65,657.12	
	Tax Commission, Oklahoma			221,742.70		62,553.62	
	Turnpike Authority, Oklahoma			201,564.00		56,861.20	
	Wildlife Conservation, Oklahoma Department of			16,089.51		4,538.85	
Statewide #	Description	State Spend (\$)	Political Subdivision Spend (\$)	Higher Education Spend (\$)	TOTAL Spend (\$)	Savings (%)	TOTAL Savings (\$)
SW0180	Office Supply Products	1,407,435.12	36,339.60	1,396.48	1,445,171.20	55.39	800,480.33
	State Agency			Current Spending (\$)		Savings (\$)	
	Corrections, Department of			212,903.80		117,927.41	
	Human Services, Department of			116,157.77		64,339.79	
	Health, Department of			99,317.14		55,011.76	
	Transportation, Department of			76,387.88		42,311.25	
	Mental Health and Substance Abuse Services, Department of			76,027.28		42,111.51	

Statewide #	Description	State Spend (\$)	Political Subdivision Spend (\$)	Higher Education Spend (\$)	TOTAL Spend (\$)	Savings (%)	TOTAL Savings (\$)
SW0817-P	MRO Plumbing (Maintenance Repair & Operations)	792,208.97	129,464.70	3,506.31	925,179.98	38.16	353,048.68
State Agency					Current Spending (\$)	Savings (\$)	
Corrections, Department of					437,878.93	167,094.60	
Human Services, Department of					89,526.29	34,163.23	
Office of Management and Enterprise Services					83,874.71	32,006.59	
Veterans Affairs, Oklahoma Department of					56,186.14	21,440.63	
Tourism and Recreation Department, Oklahoma					52,162.23	19,905.11	
Statewide #	Description	State Spend (\$)	Political Subdivision Spend (\$)	Higher Education Spend (\$)	TOTAL Spend (\$)	Savings (%)	TOTAL Savings (\$)
SW0092	Hazardous Waste Pick Up Service	765,785.11	1,238.30	11,341.82	778,365.23	31.25	243,239.13
State Agency					Current Spending (\$)	Savings (\$)	
Transportation, Department of					645,607.37	201,752.30	
Environmental Quality, Department of					75,324.16	23,538.80	
Career and Technology Education, Department of					12,713.41	3,972.94	
State of Oklahoma					8,103.45	2,532.33	
Health, Department of					7,704.60	2,407.69	
Statewide #	Description	State Spend (\$)	Political Subdivision Spend (\$)	Higher Education Spend (\$)	TOTAL Spend (\$)	Savings (%)	TOTAL Savings (\$)
SW0765	Bread & Bakery Supplies	543,175.27	87,943.50	-	631,118.77	60.85	384,035.77
State Agency					Current Spending (\$)	Savings (\$)	
Corrections, Department of					324,500.05	197,458.28	
Mental Health and Substance Abuse Services, Department of					141,082.54	85,848.73	
Veterans Affairs, Oklahoma Department of					39,918.88	24,290.64	
Corporation Commission, Oklahoma					15,017.28	9,138.01	
Rehabilitation Services, Department of					9,359.78	5,695.43	



Statewide #	Description	State Spend (\$)	Political Subdivision Spend (\$)	Higher Education Spend (\$)	TOTAL Spend (\$)	Savings (%)	TOTAL Savings (\$)
SW0210	Travel Initiative	44,255.00	-	250.00	44,505.00	10.08	4,486.10
State Agency					Current Spending (\$)	Savings (\$)	
Human Services, Department of					8,425.00	849.24	
District Attorneys Council					4,420.00	445.54	
Commerce, Department of					3,107.00	313.19	
Transportation, Department of					2,309.00	232.75	
Narcotics and Dangerous Drugs Control, Bureau of					1,609.00	162.19	

Statewide #	Description	State Spend (\$)	Political Subdivision Spend (\$)	Higher Education Spend (\$)	TOTAL Spend (\$)	Savings (%)	TOTAL Savings (\$)
SW0082	Waterborne Traffic Marking Paint				-	7.20	-
State Agency					Current Spending (\$)	Savings (\$)	
NONE							

## STATEWIDE CONTRACT SAVINGS BY DETAIL BY AGENCY

OMES assisted 111 state agencies with a realized amount of cost savings by the use of statewide contracts. By using statewide contracts to procure goods and services, agencies are able to save monies and reallocate toward other resources.

Agency Number	State Agency	Spend (\$)	Savings (\$)
345	Transportation, Department of	25,880,551.04	5,329,223.07
131	Corrections, Department of	34,163,673.37	4,180,403.55
978	Turnpike Authority, Oklahoma	8,110,802.74	2,583,347.99
320	Wildlife Conservation, Oklahoma Department of	3,650,276.24	984,209.12
585	Public Safety, Department of	3,214,578.20	884,477.92
90	Management and Enterprise Services, Office of	1,954,823.08	589,901.37
452	Mental Health and Substance Abuse Services, Department of	3,717,466.77	549,994.10
800	Career and Technology Education, Department of	1,375,480.11	415,736.51
980	Grand River Dam Authority	1,292,635.73	365,630.42
566	Tourism & Recreation Department, Oklahoma	1,370,438.64	360,910.21
25	Military Department, Oklahoma	1,431,862.37	338,709.75
830	Human Services, Department of	770,606.49	267,919.05
477	Narcotics and Dangerous Drugs Control, Bureau of	748,752.54	207,899.77
40	Agriculture, Food and Forestry, Oklahoma Department of	812,273.94	194,918.77
650	Veterans Affairs, Oklahoma Department of	452,057.90	172,161.04
695	Tax Commission, Oklahoma	614,254.33	148,731.93
400	Juvenile Affairs, Office of	886,130.58	129,898.58
185	Corporation Commission, Oklahoma	371,457.02	121,577.82
340	Health, Department of	410,024.11	112,798.63
805	Rehabilitation Services, Department of	453,898.86	110,850.58
30	Alcoholic Beverage Laws Enforcement (ABLE) Commission	330,095.13	93,836.65
510	Nursing, Oklahoma Board of	248,459.66	71,330.01
346	Space Industry Development Authority, Oklahoma	307,862.80	61,347.61
308	Bureau of Investigation, Oklahoma State of	174,717.97	56,342.03
292	Environmental Quality, Department of	150,298.59	53,553.16
0	State of Oklahoma	205,600.73	45,233.14
265	Education, State Department of	121,906.72	44,646.74
670	J.D. McCarty Center	231,800.88	36,490.66
645	Conservation Commission, Oklahoma	135,988.22	34,084.27
430	Libraries, Department of	97,318.19	23,768.15
270	Election Board, Oklahoma State	56,745.93	23,064.73
350	Historical Society, Oklahoma	88,806.78	22,062.07

Agency Number	State Agency	Spend (\$)	Savings (\$)
415	Council on Law Enforcement Education & Training - CLEET	45,880.50	20,350.15
981	Municipal Power Authority, Oklahoma	131,198.08	19,826.66
125	Mines, Department of	55,109.31	16,095.90
807	Health Care Authority, Oklahoma	42,030.27	15,872.55
290	Employment Security Commission, Oklahoma	29,227.18	15,227.19
49	Attorney General, Office of the	25,102.01	13,384.30
342	Medicolegal Investigations, Board of/Office of the Chief Medical Examiner	36,411.63	13,012.53
605	Regents for Higher Education, Oklahoma State	56,522.80	12,819.70
405	Labor, Department of	46,634.66	12,571.69
835	Water Resources Board, Oklahoma	42,357.29	11,937.74
385	Insurance Department, Oklahoma State	20,510.15	10,280.90
47	Indigent Defense System, Oklahoma	16,126.83	8,921.32
922	Housing Finance Agency, Oklahoma	12,706.18	6,993.10
410	Land Office, Commissioners of the	11,128.17	5,490.50
160	Commerce, Department of	13,277.52	4,577.79
300	Auditor and Inspector, State	7,949.41	4,358.32
450	Medical Licensure and Supervision, Board of	7,958.57	4,028.69
220	District Attorneys Council	10,630.16	3,813.03
170	Construction Industries Board	8,256.14	3,724.07
630	Securities Commission, Oklahoma	5,950.22	3,295.83
266	Educational Television Authority, Oklahoma	7,318.87	2,959.97
677	Supreme Court	5,349.25	2,873.69
755	Used Motor Vehicle and Parts Commission	4,918.19	2,724.19
190	Cosmetology Board, Oklahoma	4,769.92	2,572.73
310	Fire Marshal, State	4,465.05	2,473.19
353	Horse Racing Commission, Oklahoma	4,013.45	2,104.79
629	School of Science & Mathematics, Oklahoma	5,379.71	1,506.05
560	Pharmacy Board, Oklahoma State	2,714.76	1,458.85
865	Workers' Compensation Commission, Oklahoma	2,673.61	1,453.27
309	Emergency Management, Oklahoma Department of	2,820.67	1,387.32
55	Arts Council, Oklahoma	3,056.51	1,302.36
588	Real Estate Commission, Oklahoma	1,891.71	1,031.51
740	Treasurer, Oklahoma State	1,971.28	1,028.46
625	Secretary of State	1,777.27	984.43
391	Multiple Injury Trust Fund	1,774.92	983.13
445	Liquefied Petroleum Gas Board	1,629.12	902.37
632	Speech-Language Pathology and Audiology Board	2,685.97	875.17

Agency Number	State Agency	Spend (\$)	Savings (\$)
421	Senate, Oklahoma State	1,908.88	837.33
548	Human Capital Management	1,479.66	819.58
435	Lottery Commission, Oklahoma	1,273.10	705.17
127	Children and Youth, Oklahoma Commission on	1,245.80	690.05
20	Accountancy Board, Oklahoma	1,215.82	673.44
715	Teachers Retirement System	1,227.28	652.15
525	Osteopathic Examiners, State Board of	1,101.53	606.66
315	Firefighters Pension and Retirement System	1,239.79	596.10
753	Uniform Building Code Commission	1,067.27	591.16
44	Anatomical Board, State	1,043.13	577.79
60	Aeronautics Commission, Oklahoma	1,069.46	549.69
678	Judicial Complaints, Council on	956.61	529.87
520	Optometry, Board of Examiners in	907.66	502.75
557	Police Pension and Retirement System	868.31	480.96
790	Veterinary Medical Examiners, Board of	807.32	435.85
475	Motor Vehicle Commission, Oklahoma	764.15	423.26
145	Chiropractic Examiners, State Board of	761.86	421.99
275	Office of Educational Quality and Accountability	714.90	371.52
65	Banking Department, Oklahoma State	838.46	358.40
305	Governor, Office of the	456.59	248.83
39	Boll Weevil Eradication Organization, Oklahoma	635.78	244.41
307	Interstate Oil Compact Commission	877.94	238.45
22	Abstractors Board, Oklahoma	368.83	204.29
825	University Hospitals Authority and Trust	363.76	201.49
369	Workers Compensation Court, Oklahoma	343.42	190.22
298	Merit Protection Commission, Oklahoma	333.07	184.49
92	Tobacco Settlement Endowment Trust	590.01	168.22
515	Public Employees Retirement System, Oklahoma	298.41	153.06
285	Funeral Board, Oklahoma	258.79	143.34
628	Center for Advancement of Science & Technology	254.94	125.81
635	Consumer Credit, Department of	277.69	122.10
575	Psychologists Examiners, Oklahoma State Board of	225.84	116.94
619	Physician Manpower Training Commission	174.23	96.51
622	Social Workers, Registration Board for Licensed	173.18	95.92
215	Dentistry, Board of	185.31	90.41
570	Professional Engineers & Land Surveyors, State Board of Licensure for	262.55	77.46

Agency Number	State Agency	Spend (\$)	Savings (\$)
45	Architects, Landscape Architects and Interior Designers, Oklahoma Board of the Licensed	225.00	22.68
509	Long Term Care Administrators, Oklahoma State Board of Examiners for	7.82	4.33
772	Tests for Alcohol and Drug Influence, Board of	27.00	2.72
105	Capitol Improvement Authority, Oklahoma	18.00	1.81
416	Law Enforcement Retirement System, Oklahoma	9.00	0.91
880	Will Rogers Memorial Commission	9.21	0.91
	<b>Grand Total</b>	<b>94,542,690.34</b>	<b>18,863,821.86</b>

Savings total of \$18,863,821.86 does not match the \$18,200,656.65 savings on executive summary page due to SW023A Pharmaceuticals contract. Morris & Dickson/McKesson/FFF Enterprises Pharmaceuticals has a 3.66% savings, Diamond Pharmaceuticals has a 2.18% savings, and AmerisourceBergen Drug Corp. has a 23.95% savings. For the above savings percentage on pharmaceuticals, we used the average of 9.93%.

## ACQUISITION TEAM SAVINGS

OMES assists agencies in procuring non-IT goods and services. The Central Purchasing Acquisitions team utilizes compliance expertise, transparent oversight of processes, and fair administration of procurement rules, policy and statutes. Based on the best practices utilized, agencies are able to choose the best responding bid for their needs. This best practice can include lowest and best, best value, and cost avoidance. Given the amount of responsive bids, the awarding bid chosen may be higher than the average of the responsive bids.

### Military Department, Oklahoma

Supplier	Description of Product or Services	Average of All Responsive Bids (\$)	Annual Spend (\$)	Savings (\$)	Best Practice Utilized
Norix Group Inc	Bunk beds	96,195.69	85,291.38	10,904.31	Cost avoidance

### Agriculture, Food and Forestry, Oklahoma Department of

Supplier	Description of Product or Services	Average of All Responsive Bids (\$)	Annual Spend (\$)	Savings (\$)	Best Practice Utilized
Techcomp USA	Gas chromatographer	37,871.01	30,984.80	6,886.21	Best value

### Management and Enterprise Services, Office of

Supplier	Description of Product or Services	Average of All Responsive Bids (\$)	Annual Spend (\$)	Savings (\$)	Best Practice Utilized
ThinkAbility	Janitorial services	2,971,349.00	2,736,981.00	234,368.00	Cost avoidance
Claim Technologies, Inc.	Health claim auditing	468,487.00	200,000.00	268,487.00	Cost avoidance
Provider Reimbursement Consultant	Berkeley Research Group	4,888.14	19,090.00	(14,201.86)	Cost avoidance
Maximus	Cost allocation plan third year	32,450.00	36,400.00	(3,950.00)	Cost avoidance

### Corrections, Department of

Supplier	Description of Product or Services	Average of All Responsive Bids (\$)	Annual Spend (\$)	Savings (\$)	Best Practice Utilized
Republic Service	Trash service	66,023.00	64,954.00	1,069.00	Cost avoidance
Promaxima Manufacturing	Wellness equipment	32,145.82	29,382.05	2,763.77	Best value
Fitness Superstore	Wellness equipment	21,997.04	33,934.02	(11,936.98)	Best value
Clearwater Enterprises	Natural gas service	1,891,379.20	1,400,000.00	491,379.20	Best value
McCraw Oil Company	Propane delivery	62,023.75	65,023.75	(3,000.00)	Cost avoidance



## Commerce, Department of

Supplier	Description of Product or Services	Average of All Responsive Bids (\$)	Annual Spend (\$)	Savings (\$)	Best Practice Utilized
Conway PR and Marketing	Public relations	232,500.00	200,000.00	32,500.00	Cost avoidance
Scout Economics	Automotive sector consulting	117,200.00	132,000.00	(14,800.00)	Cost avoidance
Development Counsellors International	Market research	108,724.00	9,250.00	16,474.00	Best value
SAPAC	ACES third year	98,795.00	99,670.00	(875.00)	Cost avoidance

## Education, State Department of

Supplier	Description of Product or Services	Average of All Responsive Bids (\$)	Annual Spend (\$)	Savings (\$)	Best Practice Utilized
Child Trends	Asset mapping	243,154.50	161,309.00	81,845.50	Cost avoidance
Tools 4 Reading	SPDG consultant (SPED)	175,090.00	72,000.00	103,090.00	Cost avoidance
Torsh	Instructional coaching	78,483.97	33,600.00	44,883.97	Best value
Clifton Larson Allen	Consultant	1,933,595.00	288,800.00	1,644,795.00	Best value
Catapult	First year teacher prof. development	48,917.51	51,915.84	(2,998.33)	Best value

## Environmental Quality, Department of

Supplier	Description of Product or Services	Average of All Responsive Bids (\$)	Annual Spend (\$)	Savings (\$)	Best Practice Utilized
Alliance Bus Group	Mobile lab	107,980.00	92,490.00	15,490.00	Best value
Alliance Bus Group Inc.	Mobile lab	107,980.00	101,653.00	6,327.00	Cost avoidance

## Bureau of Investigation, Oklahoma State

Supplier	Description of Product or Services	Average of All Responsive Bids (\$)	Annual Spend (\$)	Savings (\$)	Best Practice Utilized
TriTech	Blood alcohol kits	54,400.00	53,300.00	1,100.00	Cost avoidance
TriTech	Arrestee DNA kits	111,303.00	99,904.50	11,398.50	Cost avoidance
Spic & Span Commercial Cleaning	Janitorial services	71,664.03	44,988.00	26,676.03	Cost avoidance

## Wildlife Conservation, Department of

Supplier	Description of Product or Services	Average of All Responsive Bids (\$)	Annual Spend (\$)	Savings (\$)	Best Practice Utilized
Courier Graphics Corp	Outdoor Oklahoma Magazine	50,065.00	57,600.00	(7,535.00)	Best value
Lab Animal Supplies	Fish food for hatcheries	77,448.68	74,756.35	2,692.33	Best value
Multiple suppliers	Rainbow trout	448,202.00	500,591.50	(52,389.50)	Best value

## Health, Department of

Supplier	Description of Product or Services	Average of All Responsive Bids (\$)	Annual Spend (\$)	Savings (\$)	Best Practice Utilized
Hope Center	Breastfeeding counselors	41,151.33	35,702.00	5,449.33	Cost avoidance
NSO	Breastfeeding counselors	45,151.33	45,390.00	(238.67)	Cost avoidance
Variety Care	Breastfeeding counselors	45,151.33	54,362.00	(9,210.67)	Cost avoidance
Mercurius Inc	Vital record scanning	1,339,423.00	1,331,010.00	8,413.00	Best value
Banknote	Printing	223,131.00	315,000.00	(91,869.00)	Best value
PCCT	OK family resource centers	100,818.50	44,800.00	55,518.50	Best value
Parent Promise	OK family resource centers	100,818.50	40,000.00	60,318.50	Best value

## Transportation, Department of

Supplier	Description of Product or Services	Average of All Responsive Bids (\$)	Annual Spend (\$)	Savings (\$)	Best Practice Utilized
CBIZ Risk & Advisory Services LLC	Inventory service	230,750.00	226,000.00	4,750.00	Cost avoidance

## Historical Society, Oklahoma

Supplier	Description of Product or Services	Average of All Responsive Bids (\$)	Annual Spend (\$)	Savings (\$)	Best Practice Utilized
David Miller Lawn Care	FY 19 lawn care	33,000.00	27,000.00	6,000.00	Cost avoidance

## Horse Racing Commission, Oklahoma

Supplier	Description of Product or Services	Average of All Responsive Bids (\$)	Annual Spend (\$)	Savings (\$)	Best Practice Utilized
The Industrial Laboratories Co	Equine drug testing	65,280.00	93,900.00	(28,620.00)	Cost avoidance

## Mental Health and Substance Abuse Services, Department of

Supplier	Description of Product or Services	Average of All Responsive Bids (\$)	Annual Spend (\$)	Savings (\$)	Best Practice Utilized
SourceOne Management, Inc.	Janitorial services	130,673.60	94,500.00	36,173.60	Cost avoidance
Aramark Correctional Services	Delivered meals to TCBH	335,053.50	293,040.00	42,013.50	Cost avoidance
Multiple suppliers	Mobile crisis response teams	1,064,436.77	1,856,655.00	(792,218.23)	Best value
Solari Inc	Call centers	3,496,780.00	3,490,436.00	6,345.00	Best value
Creoks	Behavioral intervention services	1,080,803.87	606,522.62	474,281.25	Best value
Cleanscope Cleaning Group	Janitorial services	95,915.83	83,088.00	12,827.83	Cost avoidance

## Public Safety, Department of

Supplier	Description of Product or Services	Average of All Responsive Bids (\$)	Annual Spend (\$)	Savings (\$)	Best Practice Utilized
FlightSafety Intl	Pilot training	33,110.00	31,060.00	2,050.00	Cost avoidance

## School of Science and Mathematics, Oklahoma

Supplier	Description of Product or Services	Average of All Responsive Bids (\$)	Annual Spend (\$)	Savings (\$)	Best Practice Utilized
Landscape Partners LLC	Landscaping services	125,528.52	79,473.44	46,055.08	Best value
Earth and Arbor Tree Preservation	Tree limb removal	110,707.25	48,927.00	61,780.25	Best value
Sourceone	Janitorial services	12,493.82	9,776.00	2,717.82	Best value

## Veterans Affairs, Oklahoma Department of

Supplier	Description of Product or Services	Average of All Responsive Bids (\$)	Annual Spend (\$)	Savings (\$)	Best Practice Utilized
James Supplies Co LLC, Lampton Welding Supply	VBulk oxygen	136,111.67	63,310.00	72,801.67	Cost avoidance
Stericycle Inc	Medical waste services	126,762.00	116,484.00	10,278.00	Best value

## Tax Commission, Oklahoma

Supplier	Description of Product or Services	Average of All Responsive Bids (\$)	Annual Spend (\$)	Savings (\$)	Best Practice Utilized
Surys Inc	Decal	668,561.21	522,522.70	146,038.51	Cost avoidance
Meyercord	Cigarette stamps	496,008.00	632,922.00	(136,914.00)	Best value
American StaffCorp	Secondary temp. workers	341,817.43	292,222.50	49,594.93	Cost avoidance
Focus Office Furniture	Chairs	1,184.88	1,087.00	97.88	Cost avoidance
RegionTrack, Inc.	Economic revenue forecasting third year	57,090.25	54,300.00	2,790.25	Cost avoidance
Love Envelopes	Envelopes	154,260.00	120,660.00	33,600.00	Best value

## Career and Technology Education, Department of

Supplier	Description of Product or Services	Average of All Responsive Bids (\$)	Annual Spend (\$)	Savings (\$)	Best Practice Utilized
Caddell & Co	Carpet tile	75,399.70	62,405.30	12,994.40	Best value

## Human Services, Department of

Supplier	Description of Product or Services	Average of All Responsive Bids (\$)	Annual Spend (\$)	Savings (\$)	Best Practice Utilized
Whelan Security	Unarmed security guard services	125,793.95	104,309.40	21,484.55	Cost avoidance
Jim & Angel Enterprises	Janitorial Laura Dester	185,114.71	127,517.00	57,597.71	Cost avoidance
Liberty of Oklahoma Corp	Waitlist management	3,128,363.29	1,543,200.00	1,585,163.29	Cost avoidance
CMS HCBS	Therapy services	816,306.68	595,000.00	221,306.68	Best value
MGT of America	Consulting services	51,416.67	49,340.00	2,076.67	Best value
Guidehouse Inc	Rate study	477,660.00	498,750.00	(21,090.00)	Best value
Acess Financial, Inc.	Aging services fourth year	1,620,000.00	1,000,000.00	620,000.00	Cost avoidance

FY 2022 Acquisition Teams Savings Totals	Total Non-Award Amount (\$)	Annual Spend (\$)	Savings (\$)
	26,922,340.93	21,366,541.15	5,471,800.78

# INFORMATION TECHNOLOGY CONTRACTS

## EXECUTIVE SUMMARY

The State of Oklahoma realized cost avoidance in excess of \$77.8 million for fiscal year 2022 through managed contracts of products and services within information technology. Seventy-six suppliers are currently being tracked for cost avoidance.

	Spending (\$)	Cost Avoidance (\$)	Average Discount (%)
<b>Fiscal Year 2022 Totals:</b>	<b>282,589,144.48</b>	<b>77,880,293.15</b>	<b>28.20</b>
Cost Avoidance to Spend Ratio:			27.55

## FY 2022 New Statewide Contracts

SW Contract #	Description/Name	Supplier Name	Resellers
SW1008P	Mailroom Equipment and Maintenance	Pitney Bowes, Inc.	Pitney Bowes Bank, Inc.
SW1010	Software Licenses and Maintenance	Adobe Software & Services	Carahsoft Technology Corp
SW1010	Software Licenses and Maintenance	Adobe Software & Services	SHI International Corp.
SW1010	Software Licenses and Maintenance	Adobe Software & Services	Hied Inc
SW1012A	Wireless Services and Equipment	AT&T Mobility National Account, LLC	
SW1019	Desktop as a Service (DaaS)	NTT Data, Inc.	
SW1021	AV Equipment, Installation, and Maintenance	All Media Integration, LLC	
SW1021	AV Equipment, Installation, and Maintenance	Cory's Audio Visual Services, LLC	
SW1021	AV Equipment, Installation, and Maintenance	Video Reality, Inc.	
SW1021	AV Equipment, Installation, and Maintenance	Ford Audio Video Systems, LLC	
SW1021	AV Equipment, Installation, and Maintenance	AVL System Design, LLC	
SW1021	AV Equipment, Installation, and Maintenance	SKC Communication Products, LLC	
SW1021C	AV Equipment, Installation, and Maintenance	CDW LLC	
SW1021S	AV Equipment, Installation, and Maintenance	A&V HOLDINGS MIDCO LLC	
SW1023	Online Course Curriculum for K-12 Education	IMAGINE LEARNING LLC	
SW1030	Cable Installation and Relocation Services, Tower Maintenance	Telco Supply Company	
SW1030	Cable Installation and Relocation Services, Tower Maintenance	Sequoyah Communications, Inc	

SW Contract #	Description/Name	Supplier Name	Resellers
SW1030	Cable Installation and Relocation Services, Tower Maintenance	RFIP, Inc	
SW1031	Cable/Fiber Locate Services	USIC Holdings Inc.	
SW1042	Risk Assessment Services	CoalFire Systems, Inc.	
SW1042	Risk Assessment Services	True Digital Security, Inc.	
SW1042	Risk Assessment Services	CBIZ Risk & Advisory Services, LLC	
SW1042	Risk Assessment Services	AT&T Corporation	
SW1044D	eDiscovery	Deloitte	
SW1053K	Public Safety Communication Equipment-Phase 1	JVCKenwood USA, Corporation	G & G Electronics INC
SW1053K	Public Safety Communication Equipment-Phase 1	STOLZ TELECOM LLC	
SW1053K	Public Safety Communication Equipment-Phase 1	JVCKenwood USA, Corporation	
SW1115	Networking and Communications Equipment	Skyhelm LLC	
SW1115	Networking and Communications Equipment	Alcatel Lucent Enterprise	
SW1178	NextGen 911 Training Services	Michael Baker International dba DataMark	
SW1181	911 Training Platform	MOETIVATIONS, Inc	

### Notes Regarding Cost Avoidance Calculations

Cost avoidance and percentages for information technology products and services were based on the state discount price structure off MSRP. An average discount was used if varying discounts were given on items in the contract.

Multiple discount percentages across a specific contract resulted in an average of the discounts being used for cost avoidance calculations.



# INFORMATION TECHNOLOGY STATEWIDE CONTRACT COST AVOIDANCE

Statewide Number	Supplier/Description	Oklahoma Price (\$)	Cost Avoidance (\$)	Average Discount (%)
SW1004	Synergy Datacom Supply	414,908.35	131,676.16	32
SW1004	Anixter	486,190.69	301,660.29	62
SW1004	Communications Supply Corporation	660,905.71	279,770.29	42
<b>SW1004 TOTALS</b>	<b>Network Cable and Accessories</b>	<b>1,562,004.75</b>		
SW1006C	Cisco-EC America	3,466,974.14	1,634,954.32	47
SW1006J	Juniper	2,063,509.08	1,018,735.94	49
SW1006H	Hewlett Packard Enterprise	463,358.90	203,434.72	44
SW1006P	Palo Alto	3,353.86	1,025.23	31
<b>SW1006 TOTALS</b>	<b>Networking Products and Services</b>	<b>5,997,195.98</b>		
SW1008	Pitney Bowes	1,290,210.60	444,674.85	34
<b>SW1008 TOTALS</b>	<b>Mail Room Equipment, Supplies, and Maintenance</b>	<b>1,290,210.60</b>		
SW1010	SHI International Corp.	6,536,025.98	1,185,381.61	18
<b>SW1010 TOTALS</b>	<b>Microsoft, Adobe and SAP Software and Services- SHI</b>	<b>6,536,025.98</b>		
SW1011	Oracle	6,540,508.40	700,768.76	11
<b>SW1011 TOTALS</b>	<b>Oracle Products and Services</b>	<b>6,540,508.40</b>		
SW1012A	AT&T Mobility	24,004,966.78	459,902.74	2
SW1012V	Verizon	18,964,097.45	3,419,755.28	18
SW1012T	T-Mobile	4,768,459.38	953,691.88	20
SW1012S	Sprint	797,177.96	159,435.59	20
SW1012U	US Cellular	81,692.68	12,687.00	16
SW1012D	Discount Cellular	3,274.68	2,628.18	80
<b>SW1012 TOTALS</b>	<b>Wireless Services and Equipment</b>	<b>48,616,394.25</b>		
SW0171/SW1013S	Standley Systems	4,668,584.61	904,800.40	19
SW1013D	DataBank IMX	1,610,012.76	242,544.53	15
SW1013RK	RK Black Inc.	30,926.01	6,160.25	20
<b>SW1013 TOTALS</b>	<b>Document Lifecycle Management</b>	<b>6,309,523.38</b>		

Statewide Number	Supplier/Description	Oklahoma Price (\$)	Cost Avoidance (\$)	Average Discount (%)
SW1014	AT&T, Inc.	11,595,662.00	4,348,373.25	38
SW1014	Presidio Corporation	9,883,214.86	4,581,760.59	46
SW1014	Cox Oklahoma Telecom	1,771,891.28	231,116.25	13
SW1014	Jive Communication	168,083.50	72,658.32	43
<b>SW1014 TOTALS</b>	<b>Telecommuncations Services and Equipment (2)</b>	<b>23,418,851.64</b>		
SW1020D	Dell	27,920,743.26	18,829,143.22	67
SW1020A	Apple	14,313,672.55	947,327.85	7
SW1020PS	Pure Storage	1,954,239.67	1,192,785.07	61
SW1020L/LG	Lenovo	1,857,174.26	453,998.72	24
SW1020HPE	HP Enterprise	1,767,115.15	1,021,624.10	58
SW1020HPI	HP Inc.	835,381.19	153,076.30	18
SW1020MS	Microsoft	784,032.10	76,699.75	10
SW1020P	Panasonic	720,236.30	201,637.89	28
<b>SW1020 TOTALS</b>	<b>Computer Equipment, Peripherals and Related Services</b>	<b>50,152,594.48</b>		
SW1021	Ford Audio Video Systems	1,470,476.25	422,575.61	29
SW1021	AVL Systems	729,408.35	138,429.28	19
SW1021	Video Reality	249,306.57	42,402.02	17
SW1021	Cory's Audio Visual Services	245,489.48	72,753.15	30
SW1021	SKC Communications	82,206.30	26,768.86	33
<b>SW1021 TOTALS</b>	<b>Audio Video Equipment, Installation and Maintenance</b>	<b>2,776,886.95</b>		
SW1022	Carahsoft	26,723,964.53	7,898,236.83	30
<b>SW1022C TOTALS</b>	<b>Cloud Services</b>	<b>26,723,964.53</b>		
SW1023F	Florida Virtual School (FVSC)	854,684.65	5,958.17	1
SW1023ED	Edgenuity, LLC	292,875.00	45,057.69	15
<b>SW1023 TOTALS</b>	<b>Online Course Curriculum</b>	<b>1,147,559.65</b>		
SW1026	Persimmon Group	124,987.50	16,302.72	13
<b>SW1026 TOTALS</b>	<b>IT Advisory Services (1) &amp; (2)</b>	<b>124,987.50</b>		
SW1028	Asset Works dba Trapeze Software Grp	817,070.00	21,176.55	3
<b>SW1028 TOTALS</b>	<b>Fleet Tracking</b>	<b>838,810.00</b>		

Statewide Number	Supplier/Description	Oklahoma Price (\$)	Cost Avoidance (\$)	Average Discount (%)
SW1030	RFIP	1,998,983.87	360,472.50	18
SW1030	Telco	1,258,349.15	209,653.05	17
SW1030	Sequoyah Communications INC	542,543.50	54,142.05	10
<b>SW1030 TOTALS</b>	<b>Cable Installation and Relocation</b>	<b>3,799,876.52</b>		
SW1034X	Xerox	1,281,069.16	499,929.43	39
<b>SW1034 TOTALS</b>	<b>Managed Print Services</b>	<b>1,281,069.16</b>		
SW1035	The Remi Group (DIR-TSO-3478)	63,165.21	17,054.61	27
<b>SW1035 TOTALS</b>	<b>Equipment Maintenance Services</b>	<b>63,165.21</b>		
SW1041	SHI International Corp.	11,939,634.76	3,669,245.78	31
SW1041	Insight	3,697,800.21	427,637.79	12
SW1041	CDW Government	2,584,776.73	1,920,908.63	74
<b>SW1041 TOTALS</b>	<b>Software Value Added Resellers</b>	<b>18,222,211.70</b>		
SW1042	AT&T	2,495,036.00	141,228.45	6
SW1042	True Digital	875,706.75	92,376.17	11
<b>SW1042 TOTALS</b>	<b>Risk Assessment Services</b>	<b>3,370,742.75</b>		
SW1045	Cherwell	405,190.55	235,232.60	58
<b>SW1045 TOTALS</b>	<b>Customer Relationship Management System</b>	<b>405,190.55</b>		
SW1048SG	Simplex Grinnell/Johnson Controls	6,045,257.28	1,923,332.46	32
SW1048F	Firetrol	4,087,331.19	384,069.67	9
SW1048D	Digi Security	4,055,067.09	1,210,224.47	30
SW1048C	Convergint	2,852,532.75	868,909.27	30
SW1048O	Orion Security	1,923,323.48	772,688.15	40
SW1048AI	Automation Integrated	1,398,244.14	254,113.75	18
<b>SW1048 TOTALS</b>	<b>Surveillance and Services</b>	<b>20,361,755.93</b>		
SW1053M	Motorola	7,453,426.98	2,668,206.16	36
SW1053A	Aviat Networks	1,082,966.00	366,448.70	34
SW1053AV	Avtec	149,483.80	7,474.22	5
SW1053K	JVC Kenwood	128,725.82	38,617.68	30
SW1053H	Harris RFCD	107,811.02	38,776.19	36
SW1053I	Icom	5,485.56	2,060.64	38
<b>SW1053 TOTALS</b>	<b>Public Safety Communication</b>	<b>8,927,899.18</b>		

Statewide Number	Supplier/Description	Oklahoma Price (\$)	Cost Avoidance (\$)	Average Discount (%)
SW1057W	WatchGuard	2,213,399.23	13,842.88	1
<b>SW1057W TOTALS</b>	<b>Public Safety Software</b>	<b>2,213,399.23</b>		
SW1070	Business Imaging Systems	2,264,581.44	844,894.19	37
<b>SW1070 TOTALS</b>	<b>Enterprise Agreement</b>	<b>2,264,581.44</b>		
SW1072	Caraolina Biological Supply	762,246.16	76,224.62	10
SW1072	Kaplan Early Learning Co.	28,316.75	5,060.51	18
<b>SW1072 TOTALS</b>	<b>STEM Educational Tools</b>	<b>790,562.91</b>		
SW1079	Softchoice Coporation	26,988,218.13	4,345,304.14	16
<b>SW1079 TOTALS</b>	<b>Microsoft Reseller</b>	<b>26,988,218.13</b>		
SW1100	GeoSafe	115,045.00	20,418.06	18
<b>SW1100 TOTALS</b>	<b>Fingerprinting Services</b>	<b>115,045.00</b>		
SW1015C	Cima Solutions Group (DIR-TSO-3998)	7,491,756.00	1,372,907.60	18
SW1034X	Xerox (DIR-TSO-3043)	1,587,592.15	1,544,088.87	97
SW1027	Johnston Technical Services (DIR-TSO-3965)	1,524,911.06	239,243.43	16
SW1050K	KPMG (DIR-TSO-4028)	456,000.00	211,943.66	46
SW1056A	Carahsoft (DIR-TSO-4288)	437,310.43	162,862.42	37
SW1056B	Carahsoft (DIR-TSO-3926)	252,339.04	17,150.14	7
<b>DIR TOTALS</b>		<b>11,749,908.68</b>		
<b>FISCAL YEAR 2022 TOTALS</b>		<b>282,589,144.48</b>	<b>77,880,293.15</b>	<b>28.20</b>
<b>COST AVOIDANCE TO SPEND RATIO FY 2022</b>				<b>27.55</b>

Cost avoidance and percentages for information technology products and services were based on the discount price structure off MSRP. An average discount was used if various discounts were given on items in the contract. Multiple discount percentages across a specific contract resulted in an average discount being used for cost avoidance.

## INFORMATION TECHNOLOGY ACQUISITION TEAM SAVINGS

OMES assists agencies in procuring IT goods and services. The OMES Central Purchasing Acquisition team utilizes compliance expertise, transparent oversight of processes, and fair administration of procurement rules, policy and statutes.

Based on the best practices utilized, agencies are able to choose the best responding bid for their needs. This best practice can include lowest and best, best value, and cost avoidance. Given the amount of responsive bids, the awarding bid chosen may be higher than the average of the responsive bids.

### Agriculture, Food and Forestry, Oklahoma Department of

Supplier	Description of Product or Services	Average of All Responsive Bids (\$)	Annual Spend (\$)	Savings (\$)	Best Practice Utilized
Agilent Technologies	Gas chromatograph	98,862.66	98,225.33	637.33	Cost avoidance

### Management and Enterprise Services, Office of

Supplier	Description of Product or Services	Average of All Responsive Bids (\$)	Annual Spend (\$)	Savings (\$)	Best Practice Utilized
Health Management Systems, Inc	Fraud and waste abuse software	1,428,851.46	407,250.00	1,021,601.46	Cost avoidance
Ouellette	IT training third year	42,325.00	37,200.00	5,125.00	Cost avoidance
HealthScope Benefit Services	Health TPA	2,149,992.60	1,623,463.80	526,528.80	Cost avoidance
GCR Inc	GASB87	167,313.50	60,770.00	106,543.50	Best value
GovDeals	Web-based auction site	365,583.00	0.00	365,583.00	Cost avoidance
FY 18 – Replacement for NETIQ	SHI International Corp	104,782.04	23,103.14	81,678.90	Cost avoidance

### Corrections, Department of

Supplier	Description of Product or Services	Average of All Responsive Bids (\$)	Annual Spend (\$)	Savings (\$)	Best Practice Utilized
Carahsoft	Cellphone interdiction	389,100.00	178,200.00	210,900.00	Best value

### Commerce, Department of

Supplier	Description of Product or Services	Average of All Responsive Bids (\$)	Annual Spend (\$)	Savings (\$)	Best Practice Utilized
EIS Data LLC	Cloud-based third-party provider database management	217,836.25	100,000.00	117,836.25	Best value
MLS Technology LLC	Real estate data feed services	100,750.34	53,600.00	47,150.34	Cost avoidance

Education, State Department of					
Supplier	Description of Product or Services	Average of All Responsive Bids (\$)	Annual Spend (\$)	Savings (\$)	Best Practice Utilized
Parchment	E Transcript	467,876.00	185,752.00	282,124.00	Best value
Adelaide Services Inc	Migrant sweep	98,534.00	83,734.00	14,800.00	Cost avoidance
SES System	Public Consulting Group Inc.	133,125.00	266,000.00	(132,875.00)	Cost avoidance

Election Board, Oklahoma State					
Supplier	Description of Product or Services	Average of All Responsive Bids (\$)	Annual Spend (\$)	Savings (\$)	Best Practice Utilized
Petabloc	Amazon web services	63,718.30	61,268.50	2,449.80	Best value

Bureau of Investigation, Oklahoma State					
Supplier	Description of Product or Services	Average of All Responsive Bids (\$)	Annual Spend (\$)	Savings (\$)	Best Practice Utilized
Tescan	Scanning electron microscope	10,144.50	10,514.00	(369.50)	Best value

Wildlife Conservation, Department of					
Supplier	Description of Product or Services	Average of All Responsive Bids (\$)	Annual Spend (\$)	Savings (\$)	Best Practice Utilized
Brandt	Licensing management software fifth year	709,836.83	949,400.00	(239,563.17)	Cost avoidance

Health, Department of					
Supplier	Description of Product or Services	Average of All Responsive Bids (\$)	Annual Spend (\$)	Savings (\$)	Best Practice Utilized
Metrc	Seed to Sale – OMMA	296,056.67	259,160.00	36,896.67	Best value
Autism Pro	Insights To Behavior	123,833.33	74,000.00	49,833.33	Best value

Transportation, Department of					
Supplier	Description of Product or Services	Average of All Responsive Bids (\$)	Annual Spend (\$)	Savings (\$)	Best Practice Utilized
Transcend Spatial Solutions	HMPS software fourth year	17,794.33	15,383.00	2,411.33	Cost avoidance



Libraries, Department of					
Supplier	Description of Product or Services	Average of All Responsive Bids (\$)	Annual Spend (\$)	Savings (\$)	Best Practice Utilized
Brainfuse, Inc	Online homework help/Job seeker assist	357,674.50	310,000.00	47,674.50	Best value
Online Subscription for Statewide Database Services	EBSCO Industries NC	349,297.33	520,068.00	(170,770.67)	Best value

Secretary of State					
Supplier	Description of Product or Services	Average of All Responsive Bids (\$)	Annual Spend (\$)	Savings (\$)	Best Practice Utilized
Tecuity	Rules.ok.gov portal third year	353,666.67	161,000.00	192,666.67	Cost avoidance

Veterans Affairs, Oklahoma Department of					
Supplier	Description of Product or Services	Average of All Responsive Bids (\$)	Annual Spend (\$)	Savings (\$)	Best Practice Utilized
Sooner Mobile X-Ray	Mobile x-ray	191,530.69	200,000.00	(8,469.31)	Best value

Career and Technology Education, Department of					
Supplier	Description of Product or Services	Average of All Responsive Bids (\$)	Annual Spend (\$)	Savings (\$)	Best Practice Utilized
Symplicity	Work-based learning (hosted) REBID	124,818.35	100,000.00	24,818.35	Best value

Statewide Virtual Charter School Board					
Supplier	Description of Product or Services	Average of All Responsive Bids (\$)	Annual Spend (\$)	Savings (\$)	Best Practice Utilized
Focus Care	Online course development	182,166.66	196,500.00	(14,333.34)	Best value

Health Care Authority, Oklahoma					
Supplier	Description of Product or Services	Average of All Responsive Bids (\$)	Annual Spend (\$)	Savings (\$)	Best Practice Utilized
Orion	HIE	8,960,987.32	7,111,176.00	1,849,811.32	Best value

FY 2022 IT Acquisition Team Savings Totals		Average of All Responsive Bids (\$)	Annual Spend (\$)	Savings (\$)
		17,506,457.33	13,085,767.77	4,420,689.56

# STATE AGENCY CONTRACTS

## SAVINGS REPORTED BY STATE AGENCY CERTIFIED PROCUREMENT OFFICERS

OMES assists agencies with procuring goods and services; however, agencies are allowed to complete and award their own in-house contracts within statute regulations. All agencies are required to report annual spend and savings on in-house awarded contracts based on best practices utilized.

### Military Department

Supplier	Annual Spend (\$)	Savings (\$)	Best Practice Utilized
Landcare Holdings Inc	22,054.00	20,815.02	Spend analysis by category, supplier, and/or user
Landcare Holdings Inc	33,048.00	29,314.62	Spend analysis by category, supplier, and/or user

### Oklahoma Department of Agriculture, Food and Forestry

Supplier	Annual Spend (\$)	Savings (\$)	Best Practice Utilized
Riest AG Group Inc	50,000.00	3,100.00	Consolidating volume to increase leverage with supplier

### Office of Management and Enterprise Services

Supplier	Annual Spend (\$)	Savings (\$)	Best Practice Utilized
THE BOSTON CONSULTING GROUP INC (Service Oklahoma contract)	5,000,000.00	500,000.00	Developing/using target pricing
OMNI OKC LLC (Commission on the Status of Women contract)	40,567.99	5,000.00	Other

### Oklahoma Department of Corrections

Supplier	Annual Spend (\$)	Savings (\$)	Best Practice Utilized
Shoop & Sons	41,072.66	2,918.27	Other
The Groom Closet Pet Center	24,911.00	5,379.50	Other

### Oklahoma State Department of Education

Supplier	Annual Spend (\$)	Savings (\$)	Best Practice Utilized
B & H Foto & Electronics Corp	3,583.65	1,009.47	Other
Kiamichi Technology Center	-	1,096.00	Other
Southern OK Technology Center	-	1,096.00	Other
Indian Capital Technology Center	-	1,096.00	Other
Metro Technology Center	-	1,096.00	Other
Indian Capital Technology Center	-	1,096.00	Other
Kiamichi Technology Center	-	1,096.00	Other
Metro Technology Center	-	1,096.00	Other

Supplier	Annual Spend (\$)	Savings (\$)	Best Practice Utilized
Metro Technology Centers	-	1,096.00	Other
Kiamichi Technology Center	-	1,096.00	Other
Southern Oklahoma Tech Ctr.	-	1,096.00	Other
National Council of Teachers of English (NCTE)	350.00	30.00	Other
Learning Forward	2,065.00	350.00	Other
Kiamichi Technology Center	-	1,096.00	Other
MetroTech Springlake Economic Development Center	-	1,096.00	Other
Indian Capital Technology Center	-	1,096.00	Other

## Oklahoma Department of Environmental Quality

Supplier	Annual Spend (\$)	Savings (\$)	Best Practice Utilized
American Water Treatment	10,542.60	13,988.40	Best value
Red Ball Oxygen and Airgas	45,521.50	28,974.98	Best value

## Oklahoma State Auditor & Inspector's Office

Supplier	Annual Spend (\$)	Savings (\$)	Best Practice Utilized
Sparklight formally Cable One	443.04	28.62	Best value
Andrew Speno	36,360.00	458.00	Best value

## Oklahoma State Bureau of Investigation

Supplier	Annual Spend (\$)	Savings (\$)	Best Practice Utilized
Pitney Bowes	2,756.78	148.40	Best value
Staples	106.09	50.56	Best value
Amazon.com	21,241.02	12.29	Best value
Amazon	804.88	3.00	Best value
AMAZON	20.99	0.97	Best value
Amazon.com	14,311.74	12.29	Best value
Amazon	14.09	18.40	Best value
SHI	526,189.15	95.60	Best value
Synergy	1,227.74	88.62	Best value
Office Depot	21,241.02	50.82	Best value
Amazon.com	21,241.02	12.29	Best value

Supplier	Annual Spend (\$)	Savings (\$)	Best Practice Utilized
Amazon.com	14,311.74	12.29	Best value
Office Depot	21,241.02	50.82	Best value
Amazon.com	21,241.02	12.29	Best value
B&H Photo	964.45	59.06	Best value
Amazon	13,254.27	0.57	Best value
amazon	371.94	4.56	Best value
Leica Geosystems	535.50	46.07	Best value
amazon	2,405.61	5.40	Best value
Office Depot	21,241.02	50.82	Best value
Amazon.com	21,241.02	12.29	Best value
Staples	171.98	27.02	Other
Amazon	2,113.29	32.76	Best value
Pitney Bowes	2,756.78	148.40	Best value
Amazon	159.63	2.34	Best value
Amazon	4,648.59	11.00	Best value
amazon	4,648.59	4.00	Best value
Amazon	7,689.48	18.13	Best value
SAVAGE RANGE SYSTEMS	185,010.29	1,027.00	Other
Garvin County Community Living Center	21,241.02	89.80	Best value
Amazon.com	14,311.74	12.29	Best value
Amazon	304.83	13.49	Best value
Amazon	930.00	222.15	Best value
LOWES	72.94	282.06	Best value
Amazon.com	21,241.02	12.29	Best value
amazon	638.04	96.75	Best value
B & H Photo/Video	185,010.29	14.64	Best value
Amazon.com	21,241.02	12.29	Best value
Office Depot	21,241.02	50.82	Best value
Grainger	284.28	34.01	Best value
Sheetlabels.com	1,031.09	330.81	Best value
Grainger	1,021.35	40.07	Best value
B & H Photo/Video	3,296.16	602.84	Best value
AMAZON	299.99	45.49	Best value
Grainger	37.98	23.22	Best value
Amazon.com	14,311.74	12.29	Best value
Staples	585.81	212.32	Best value
B& H Photo	74.64	0.21	Best value
Office Depot	21,241.02	187.36	Best value

Supplier	Annual Spend (\$)	Savings (\$)	Best Practice Utilized
Amazon.com	585.81	98.82	Best value
Amazon	1,021.35	19.66	Best value
B&H Photo	118.98	78.23	Best value
Grainger	47.21	2.69	Best value
Webstaurant Store	361.04	401.95	Best value
Staples	2,113.29	52.25	Best value
Batteriesdirect	1,600.87	17.77	Best value
Amazon	869.00	10.99	Best value
Fisher Scientific	5,000.00	551.85	Other

## Oklahoma State Department of Health

Supplier	Annual Spend (\$)	Savings (\$)	Best Practice Utilized
IMMY Labs	13,039,060.00	3,642,155.00	Other
IMMY Technology Group	727,835.30	44,774.40	Other
Boston Consulting Group	4,101,000.00	339,000.00	Other

## Oklahoma Insurance Department

Supplier	Annual Spend (\$)	Savings (\$)	Best Practice Utilized
Eide Bailly LLP	32,900.00	22,610.00	Best value

## Oklahoma Tourism and Recreation

Supplier	Annual Spend (\$)	Savings (\$)	Best Practice Utilized
Megasys Hospitality Systems	584,677.00	54,470.00	Best value
Cards NEO	899.00	5,663.00	Best value
Cards NEO	4,872.00	5,149.00	Best value
Waste Connections	9,263.00	997.00	Best value
Waste Connections	40,018.00	438.00	Best value

## Oklahoma Department of Public Safety

Supplier	Annual Spend (\$)	Savings (\$)	Best Practice Utilized
Sig Sauer Inc	46,366.00	3,634.00	Other
Tjohne Productions	33,000.00	2,000.00	Other
Kaphar Roofing	19,200.00	800.00	Other
Corys AV	44,690.36	20,309.64	Other

### Oklahoma Conservation Commission

Supplier	Annual Spend (\$)	Savings (\$)	Best Practice Utilized
United Ford South	32,418.00	5,000.00	Best value
United Ford South	66,279.00	10,000.00	Best value

### Teachers’ Retirement System of Oklahoma

Supplier	Annual Spend (\$)	Savings (\$)	Best Practice Utilized
Aon Investments	725,000.00	470,290.36	Best value

### Oklahoma Health Care Authority

Supplier	Annual Spend (\$)	Savings (\$)	Best Practice Utilized
Telligen	12,127,747.00	655,519.00	Other
Myers and StaufferEHR Auditing	172.00 per hour	22.00 per hour	Other
Supporters of Families with Sickel Cell	141,125.00	29,625.00	Other

FY 2022 Agency Reported Savings	Total Annual Spend (\$)	Total Savings (\$)
	38,360,163.37	5,943,596.75

# STATE PURCHASING CARD

## EXECUTIVE SUMMARY

A state purchase card is a form of credit card issued to designated state and political subdivision employees. The legislature authorized the Purchase Card (P-card) program in 1999, which was rolled out in 2000 with use beginning in fiscal year 2001. The P-card program was created to provide an efficient process to state agencies and political sub-divisions when making a single transaction purchases. At that time, the single purchase limit was \$250 and was used for very limited, urgent needs. As the program has gained momentum, expansion has included raising the single transaction limit to \$5,000 with certain statutory transactions within Title 74 Section 85.5L having no transactional limits. The P-card is used by the cardholder to make purchases of most types of goods and services necessary for official use of the State. Personal purchases are prohibited. The objective of the program is to simplify and reduce paperwork necessary for agency purchases by placing P-cards in the hands of trained employees who actually utilize the goods and services purchased.

Advantages achieved through use of the state P-card program include:

- Simplifying and expediting purchasing processes.
- Rebates to participating agencies.
- Reduced transaction times and transaction costs.
- Rebates are available to agencies who enroll in the P-card program.
- Prompt payment to merchants.
- Audit trail.
- Expanded number of business-to-business or private-entity sales with the state.
- P-card may result in discounts.

	Spending (\$)	Rebate Before Fees (\$)	Management Fee (\$)	Rebate Received by Participating Entities (\$)
Political Subdivisions	128,705,844.57	2,628,649.04	125,173.76	2,503,475.28
State of Oklahoma	84,081,852.02	1,636,154.43	81,807.72	1,554,346.71
Standard Spend (\$7,500* and below)	176,820,336.59	3,775,702.06		
Large Ticket Spend (\$7,500+*)	17,651,896.98	182,037.88		
Partner Program Spend*	18,315,463.02	181,889.78		

Management fee is a fee that is retained by OMES to operate the Purchase Card Program. The rebate received by participating entities is the amount that a state agency or political subdivision receives after management fee is taken out.

\*As of January 2020, standard and large spend thresholds were raised from \$6,800 to \$7,500. As of Fiscal Year 2021, Partner Program spend includes transactions which, based upon the merchant and/or transaction dollar amount, are subject to a Visa or Mastercard partner program.



## AGENCY EMERGENCY DECLARATIONS

Pursuant to 74 O.S. §85.7.A.4., three state agencies declared emergencies during FY 2022. Below is a summary by state agency of the emergency and the cost to the state to address the emergency:

Agency Name	Emergency Declaration Date	Brief Description	Supplier	Amount (\$)
Oklahoma Department of Corrections	Tuesday, Jan. 4, 2022	Sewage line leak at Dick Conner Correctional Center	Wheeler Metals Inc.	\$9,996.21
Oklahoma State Dept of Health	Tuesday, Jan. 11, 2022	COVID data reporting	MYHEALTH Access Network	\$120,000.00
Oklahoma State Dept of Health	Wednesday, Jan. 12, 2022	N95 masks	Fisher Scientific, Avantor by VWR, Envirosafety, South Central Industries	\$362,815.02 Fisher Scientific \$1,077,978.21 VWR \$210,000 Envirosafety \$380,000 South Central Industries
Oklahoma State Dept of Health	Tuesday, March 1, 2022	Mobile platform for symptom assessment for higher education institutions	Twenty Labs, LLC	\$225,000.00
Oklahoma Department of Tourism and Recreation	Friday, Sept. 16, 2022	Quartz Mountain Lodge leaking fire suppression	Control Fire Systems Company	\$17,425.00
Oklahoma Department of Tourism and Recreation	Friday, Dec. 3, 2021	Natural Falls State Park water well repair	Summers Well Drilling Inc	\$11,400.00
Oklahoma Department of Tourism and Recreation	Monday, Jan. 24, 2022	Boiling Springs State Park septic repairs	NW OK Mechanical LLC	\$5,661.05
Oklahoma Department of Tourism and Recreation	Friday, April 22, 2022	Thackerville janitorial services	Jani-King of Oklahoma	\$8,500.00